



US00D724729S

(12) **United States Design Patent**
Bennett

(10) **Patent No.:** **US D724,729 S**
(45) **Date of Patent:** **** Mar. 17, 2015**

(54) **TONGUE-TIE ELEVATOR**

D571,468 S * 6/2008 Wu D24/135
D658,285 S * 4/2012 Ryshkus et al. D24/135
8,740,788 B1 * 6/2014 Mettler, Jr. 600/240

(71) Applicant: **John R. Bennett**, Salt Lake City, UT
(US)

(72) Inventor: **John R. Bennett**, Salt Lake City, UT
(US)

(**) Term: **14 Years**

(21) Appl. No.: **29/455,838**

(22) Filed: **May 24, 2013**

(51) **LOC (10) Cl.** **24-02**

(52) **U.S. Cl.**
USPC **D24/136**

(58) **Field of Classification Search**
CPC . A61B 17/02; A61B 17/0206; A61B 17/0218
USPC D24/133, 135, 136, 140, 152, 176
See application file for complete search history.

(56) **References Cited**

U.S. PATENT DOCUMENTS

2,723,661 A * 11/1955 Hull 600/240
3,154,069 A 10/1964 Ring
D212,453 S * 10/1968 Wallace D24/136
D317,821 S 6/1991 Aoyagi
D319,503 S * 8/1991 Summers D24/136
D337,158 S * 7/1993 Summers D24/136
5,318,009 A * 6/1994 Robinson 600/241
D353,458 S * 12/1994 Quigley et al. D24/135
D496,460 S * 9/2004 Glaesel D24/147

OTHER PUBLICATIONS

Miltex 10-80 Grooved Director <http://www.a1medicalsales.com/product/10-80.html>.
Grooved Director and Tongue Tie http://www.specsurg.com/products/c-6572-categories_suction-probes-and-dilators_probes_grooved-director-and-tongue-ties.aspx.

* cited by examiner

Primary Examiner — Bridget L Eland
(74) *Attorney, Agent, or Firm* — Maschoff Brennan

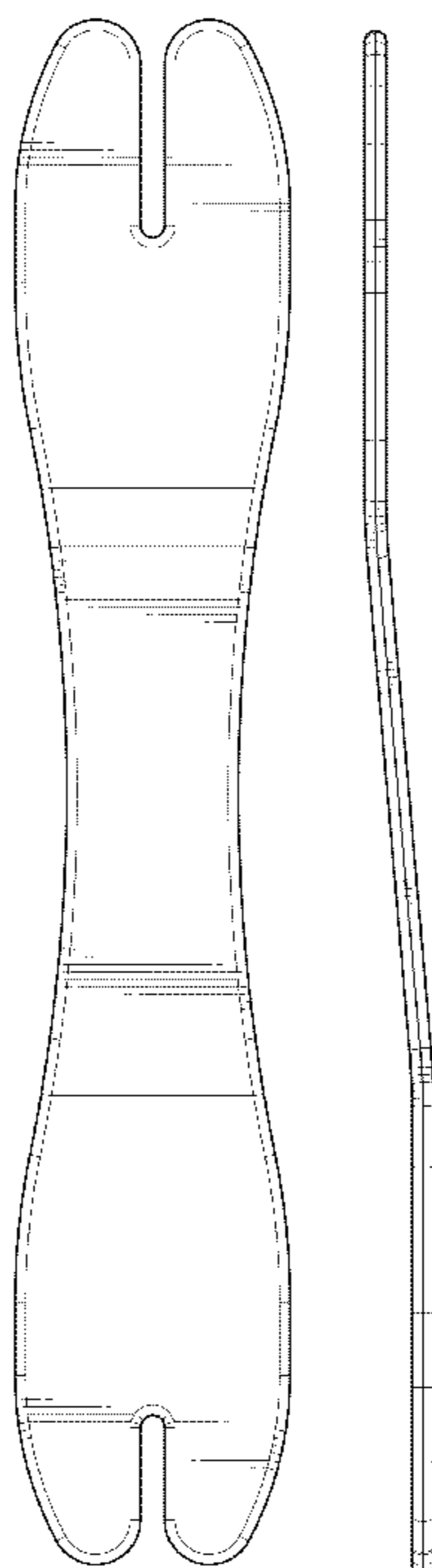
(57) **CLAIM**

The ornamental design for a tongue-tie elevator, as shown and described.

DESCRIPTION

FIG. 1 is a perspective view of a tongue-tie elevator showing my new design;
FIG. 2 is a first side view of the tongue-tie elevator shown in FIG. 1;
FIG. 3 is a top plan view of the tongue-tie elevator shown in FIG. 1;
FIG. 4 is a second side view of the tongue-tie elevator shown in FIG. 1;
FIG. 5 is a third side view of the tongue-tie elevator shown in FIG. 1;
FIG. 6 is a fourth side view of the tongue-tie elevator shown in FIG. 1; and,
FIG. 7 is a bottom plan view of the tongue-tie elevator shown in FIG. 1.

1 Claim, 3 Drawing Sheets



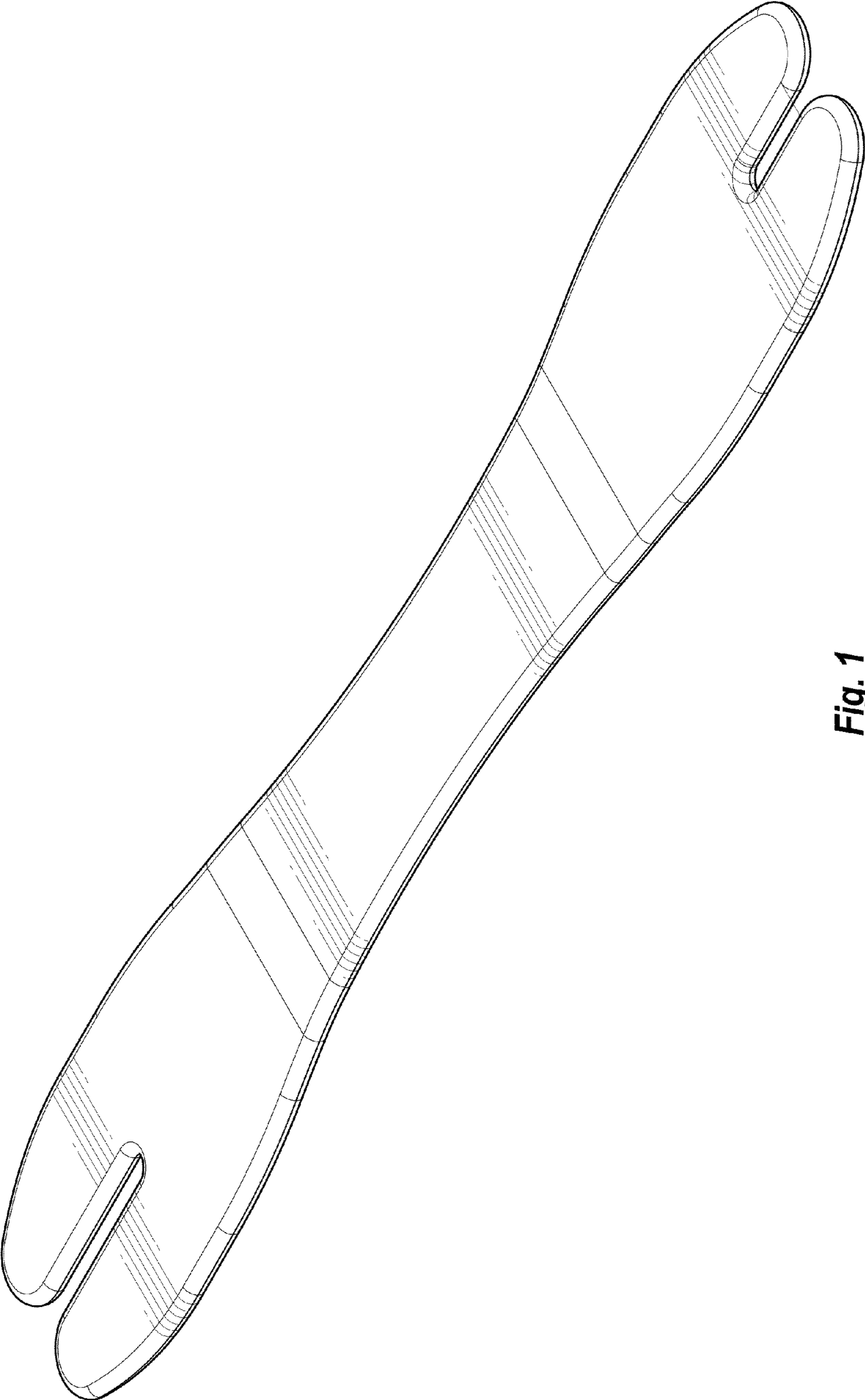


Fig. 1




Fig. 2




Fig. 3




Fig. 4

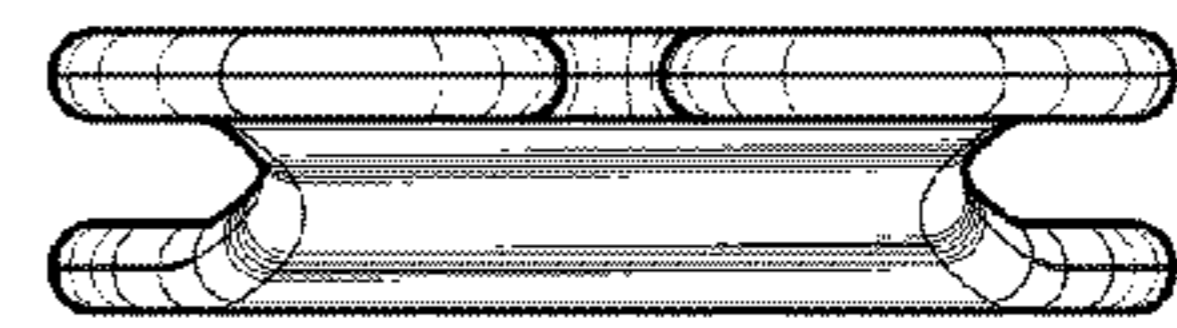


Fig. 5

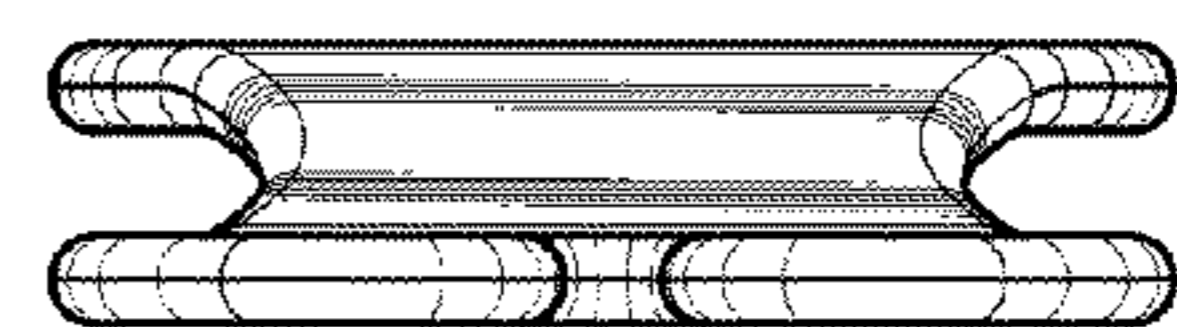


Fig. 6

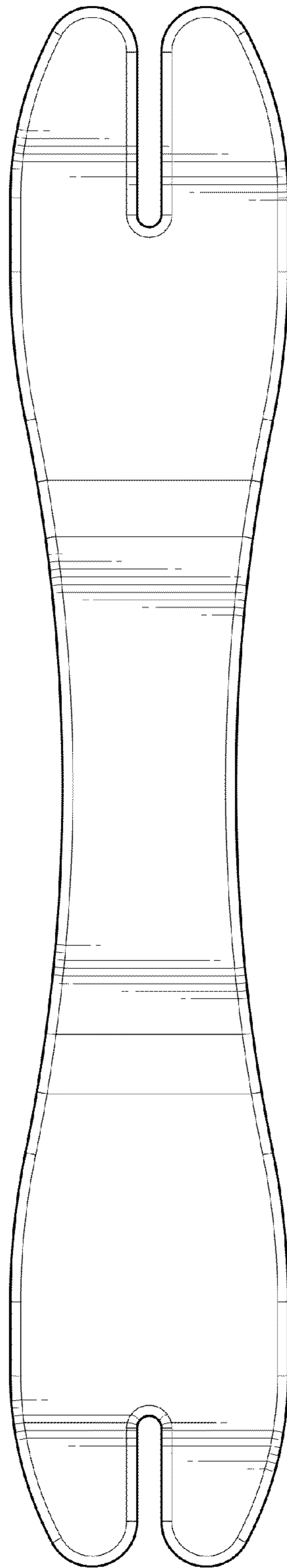


Fig. 7