



US00D724716S

(12) **United States Design Patent**
Guo

(10) **Patent No.:** **US D724,716 S**

(45) **Date of Patent:** **** *Mar. 17, 2015**

(54) **EVAPORATIVE AIR COOLER**

(75) Inventor: **Kewei Guo**, Zhejiang (CN)

(73) Assignee: **Ningbo Chenwu Humidifying Equipment Factory**, Ningbo (CN)

(*) Notice: This patent is subject to a terminal disclaimer.

(**) Term: **14 Years**

(21) Appl. No.: **29/430,745**

(22) Filed: **Aug. 29, 2012**

(51) **LOC (10) Cl.** **24-02**

(52) **U.S. Cl.**
USPC **D23/356**

(58) **Field of Classification Search**
USPC D23/355-366, 352, 369, 332, 333, 335, D23/336, 342, 351, 381; 422/120, 122; 55/356, 473, 504; 96/97; 261/DIG. 17, 261/DIG. 65, DIG. 88, DIG. 31; 62/304, 314
See application file for complete search history.

(56) **References Cited**

U.S. PATENT DOCUMENTS

- D362,905 S * 10/1995 Wulf et al. D23/351
- D397,194 S * 8/1998 Hebert D23/351
- 6,502,414 B1 * 1/2003 Calvert 62/304
- D503,222 S * 3/2005 Hale D23/333

- D503,972 S * 4/2005 Pippel et al. D23/355
- D505,193 S * 5/2005 Hale D23/333
- D574,937 S * 8/2008 Gao D23/317
- D575,858 S * 8/2008 Kim et al. D23/351
- D591,412 S * 4/2009 Rittri et al. D23/364
- D603,497 S * 11/2009 Choi D23/364
- D606,184 S * 12/2009 Chiu D23/359
- D638,110 S * 5/2011 Zeng et al. D23/333
- D645,130 S * 9/2011 Goldstein et al. D23/356
- D657,037 S * 4/2012 Lo D23/364

* cited by examiner

Primary Examiner — David Muller

(74) *Attorney, Agent, or Firm* — Wang Law Firm, Inc.; Li K. Wang; Stephen Hsu


(57) **CLAIM**

The ornamental design for an evaporative air cooler, as shown and described.

DESCRIPTION

FIG. 1 is a front elevation view of an evaporative air cooler showing my new design;
 FIG. 2 is a left side elevation view thereof;
 FIG. 3 is a right side elevation view thereof;
 FIG. 4 is a rear elevation view thereof, showing a replaceable air filtrating paper plate fixed by two bars and watered by colder water;
 FIG. 5 is a top plan view thereof;
 FIG. 6 is a left front perspective view thereof; and,
 FIG. 7 is a left rear perspective view thereof.

1 Claim, 6 Drawing Sheets



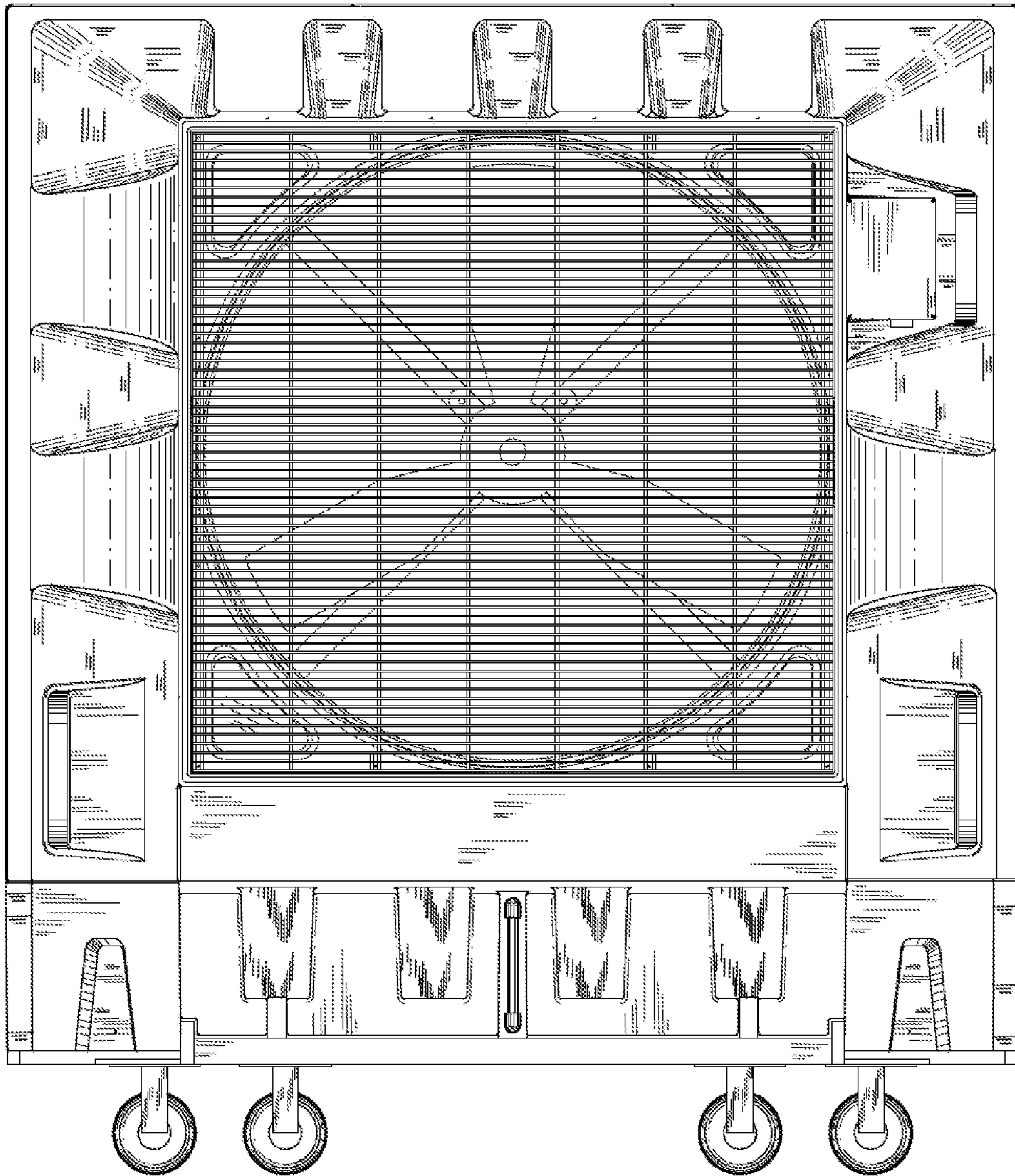


Fig. 1

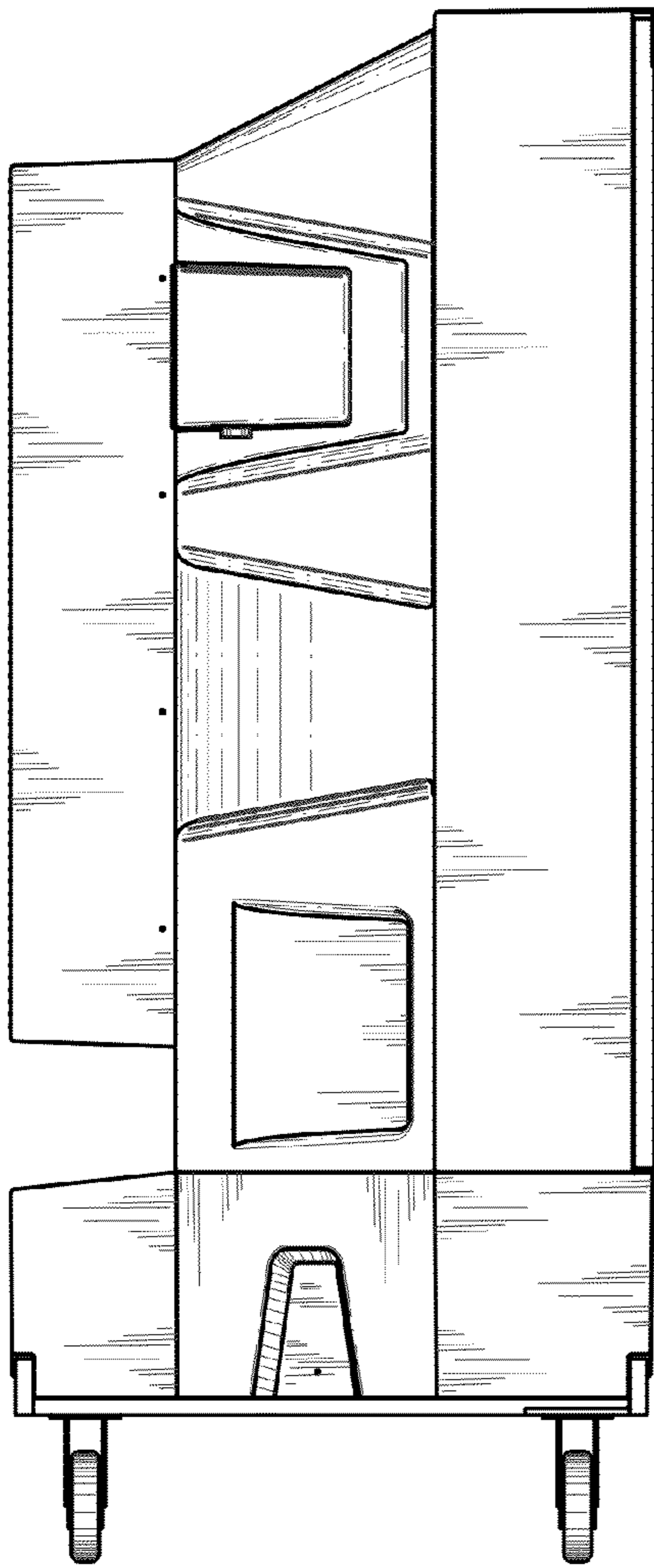


Fig. 3

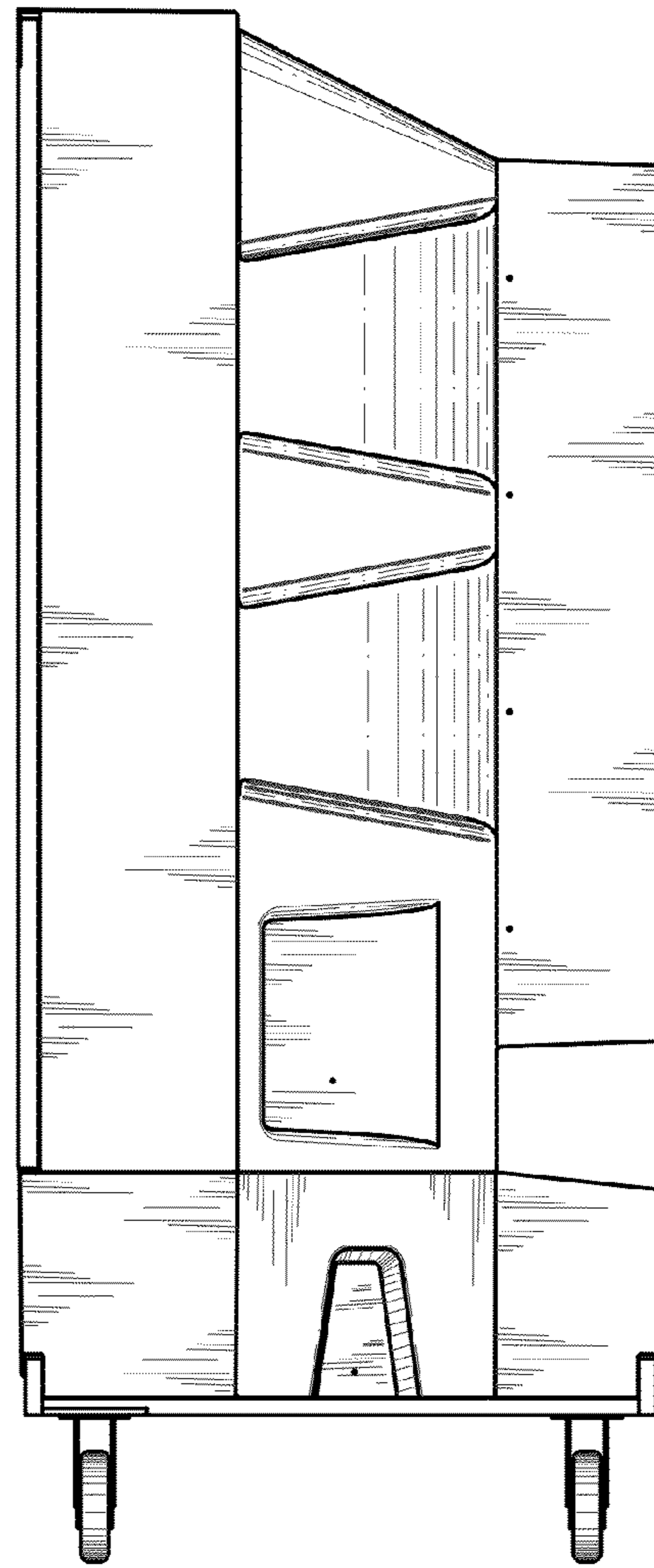


Fig. 2

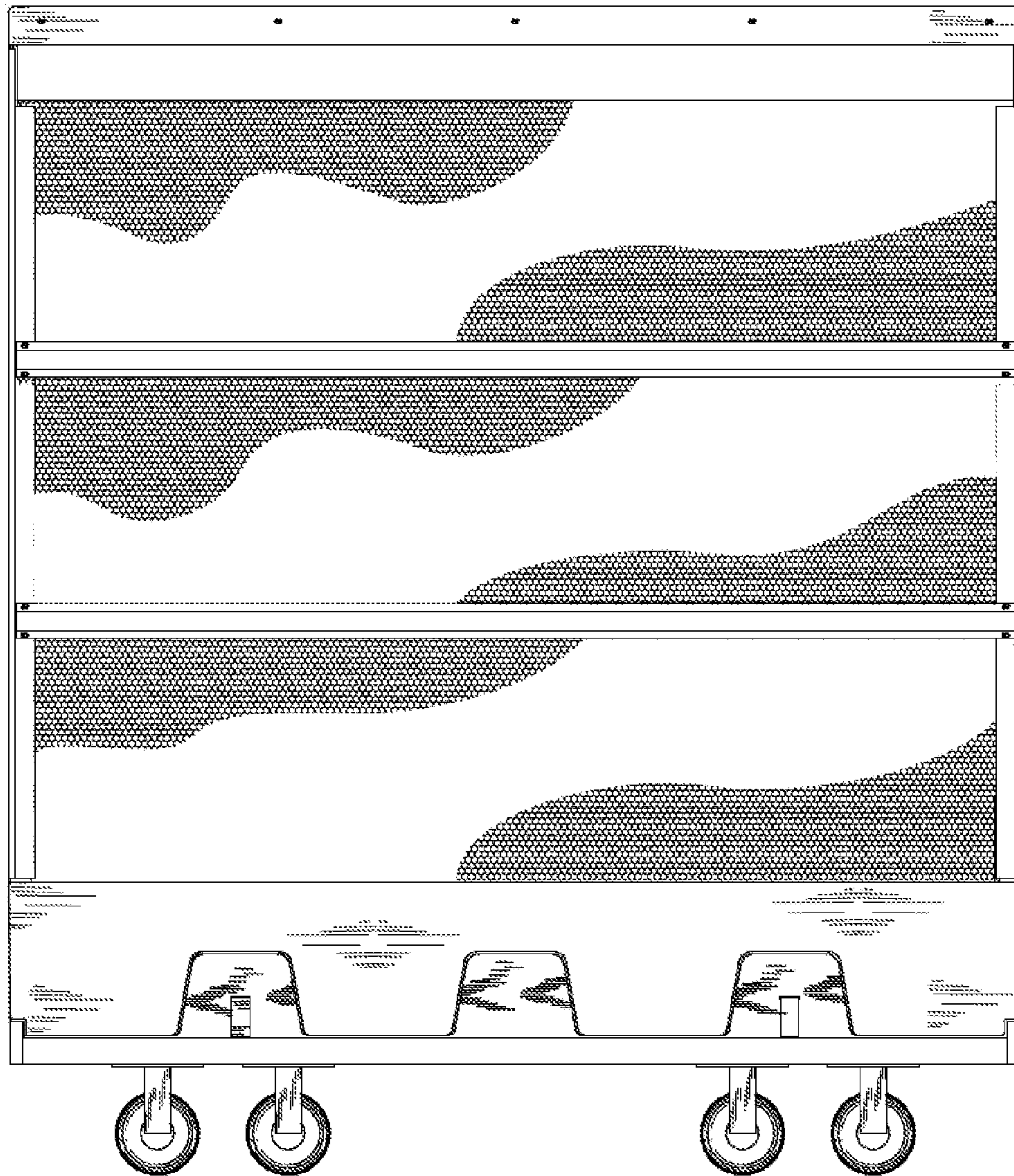


Fig. 4

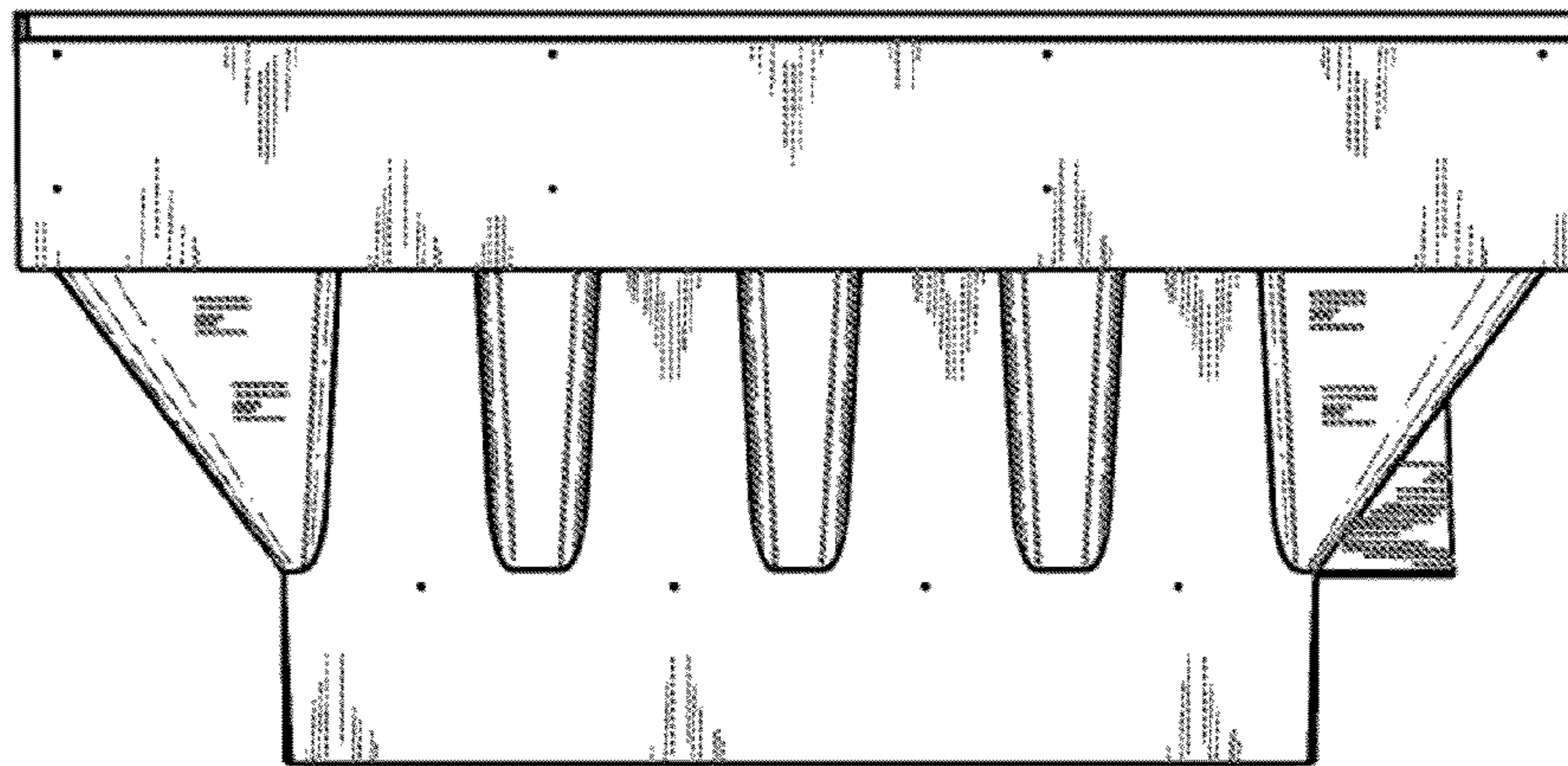


FIG. 5




FIG. 6

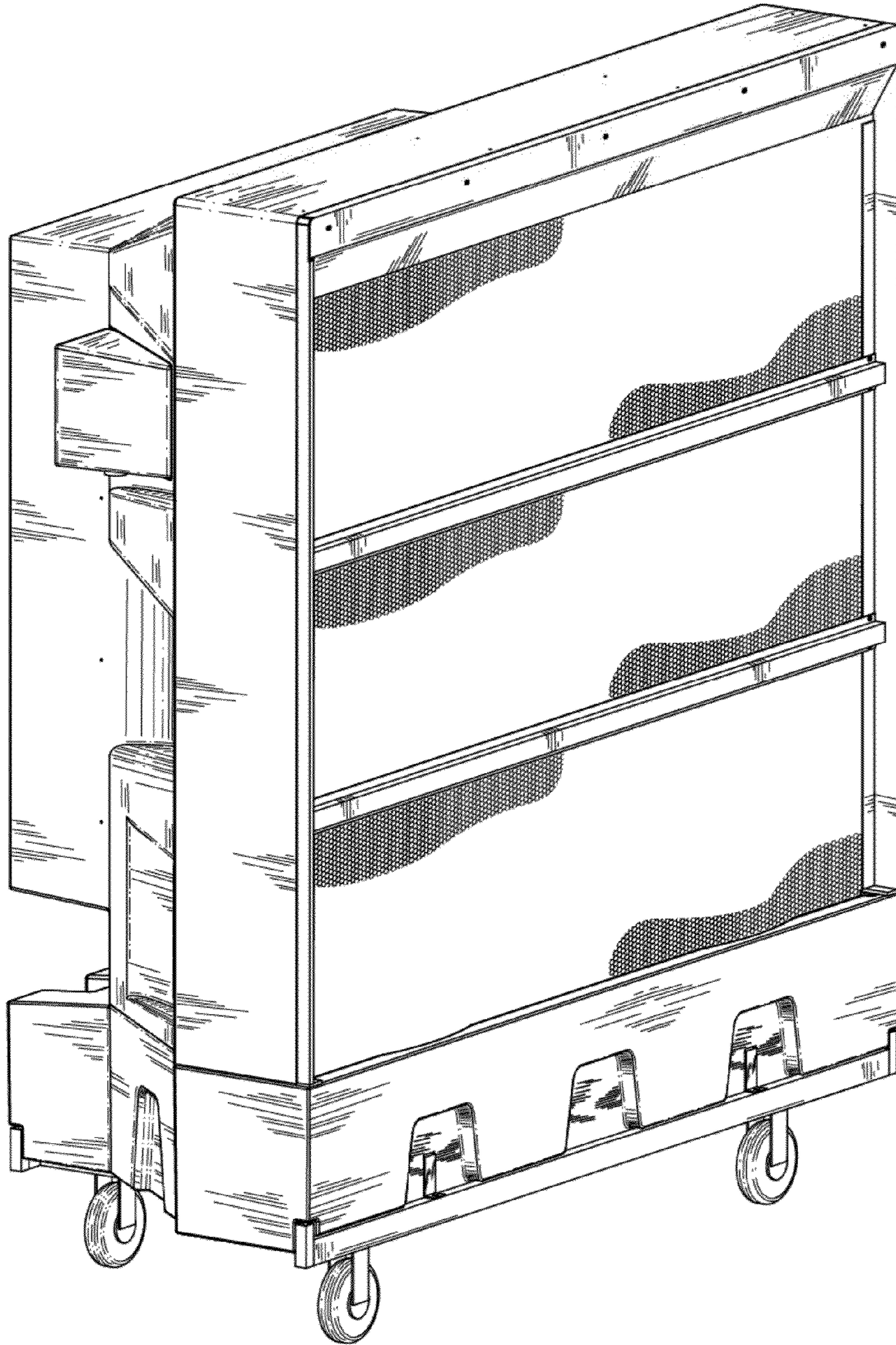


FIG. 7