



US00D724685S

(12) **United States Design Patent**  
**Carroll et al.**

(10) **Patent No.:** **US D724,685 S**  
(45) **Date of Patent:** **\*\* Mar. 17, 2015**

(54) **COUNTERWEIGHT FOR GOLF CLUB**  
(71) Applicants: **Francis Carroll**, Philadelphia, PA (US);  
**James Carroll, Jr.**, Richboro, PA (US)  
(72) Inventors: **Francis Carroll**, Philadelphia, PA (US);  
**James Carroll, Jr.**, Richboro, PA (US)

4,309,376 A 1/1982 Ueno et al.  
4,327,503 A 5/1982 Johnson  
4,330,950 A 5/1982 Reddien  
D266,445 S \* 10/1982 Yokotaki ..... D21/718  
4,366,632 A 1/1983 Bente et al.  
4,375,728 A 3/1983 Dassler et al.  
4,392,312 A 7/1983 Crowley et al.

(Continued)

(73) Assignee: **Greenkeepers, Inc.**, Warminster, PA (US)

**FOREIGN PATENT DOCUMENTS**

(\*\*) Term: **14 Years**

EP 1072291 1/2001  
JP 04189374 7/1992

(Continued)

(21) Appl. No.: **29/477,854**

**OTHER PUBLICATIONS**

(22) Filed: **Dec. 27, 2013**

Advertisement for "Zero Friction Golf Tee," retrieved from www.zerofrictiontees.com on Aug. 28, 2008.

(51) **LOC (10) Cl.** ..... **21-02**

(52) **U.S. Cl.** ..... **D21/789**  
USPC ..... **D21/789**

(Continued)

(58) **Field of Classification Search**  
USPC ..... D21/789, 753; 473/219-226, 285,  
473/300-303

*Primary Examiner* — Mitchell Siegel  
(74) *Attorney, Agent, or Firm* — Blank Rome LLP

See application file for complete search history.

(57) **CLAIM**

The ornamental design for a counterweight for a golf club, as shown and described.

(56) **References Cited**

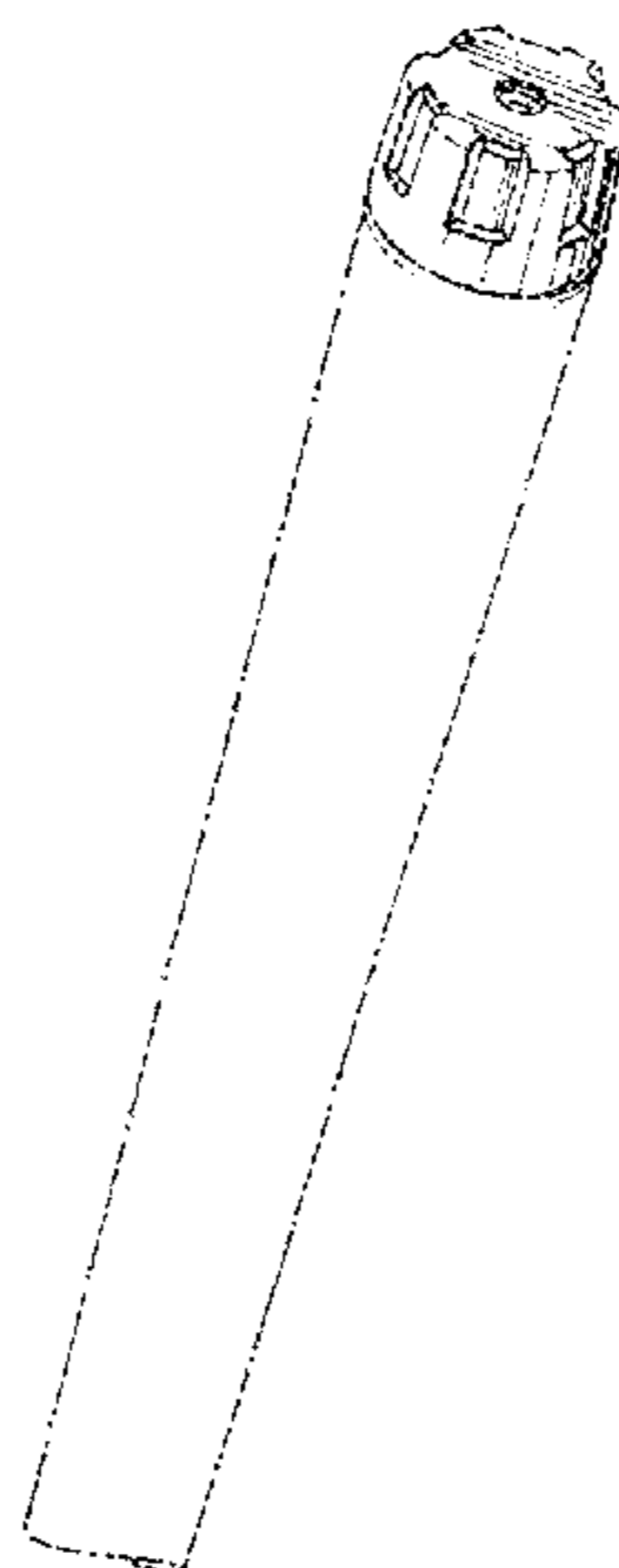
**DESCRIPTION**

**U.S. PATENT DOCUMENTS**

638,920 A 12/1899 Grant  
1,551,207 A 8/1925 Nial et al.  
1,554,321 A 9/1925 Banigan  
1,573,911 A 2/1926 Budrow  
1,588,038 A 6/1926 Miller  
1,679,579 A 8/1928 Lundy  
D78,530 S 5/1929 McLeod  
2,531,470 A 11/1950 Richard  
2,700,547 A \* 1/1955 Kraeling, Jr. .... 473/285  
3,136,546 A 6/1964 Connolly  
D200,543 S 3/1965 Thornte  
3,414,268 A 12/1968 Chase  
3,633,919 A 1/1972 Liccardello  
3,645,537 A 2/1972 Parenteau  
3,656,245 A 4/1972 Wilson  
3,672,077 A 6/1972 Coles  
3,818,617 A 6/1974 Dassler et al.

FIG. 1 is a perspective view of the counterweight attached to a handle of a golf club. The handle is shown in dashed lines and forms no part of the present design.  
FIG. 2 is a top view of the counterweight.  
FIG. 3 is a bottom view of the counterweight.  
FIG. 4 is a side view of the counterweight. Since the counterweight is radially symmetrical, other side views will be substantially the same; and,  
FIG. 5 is a cross-sectional view of the counterweight taken along lines 5-5 in FIG. 2. The cross-sectional view is included to show the shape of the underside surface of the counterweight.

**1 Claim, 1 Drawing Sheet**



(56)

References Cited

U.S. PATENT DOCUMENTS

4,527,345 A 7/1985 Lopez Lopez et al.  
 4,588,191 A 5/1986 Stewart  
 4,837,949 A 6/1989 Dufour et al.  
 4,885,851 A 12/1989 Peterson  
 D319,278 S \* 8/1991 Tosti ..... D21/756  
 5,308,072 A 5/1994 Pettinelli et al.  
 5,372,362 A 12/1994 Barker  
 5,413,348 A 5/1995 Basso  
 5,456,461 A 10/1995 Sullivan  
 5,460,378 A 10/1995 Getts  
 D369,845 S 5/1996 Knez  
 D375,268 S \* 11/1996 Stryczek ..... D10/68  
 5,581,913 A 12/1996 Kataoka et al.  
 5,961,396 A 10/1999 Morell et al.  
 6,612,936 B1 9/2003 Matias  
 6,652,387 B2 11/2003 Liberatore  
 6,808,460 B2 10/2004 Namiki  
 6,849,008 B1 2/2005 Wang  
 D515,165 S 2/2006 Zimmerman et al.  
 D516,146 S 2/2006 Iacono et al.  
 D516,656 S \* 3/2006 Hoffman et al. .... D21/789  
 7,011,586 B2 3/2006 Toyosawa et al.  
 7,048,640 B2 5/2006 Light  
 7,090,594 B2 8/2006 Kawashima et al.  
 7,156,758 B2 1/2007 Lu  
 D543,597 S 5/2007 Lee et al.  
 7,344,456 B2 3/2008 Hayton  
 D566,802 S 4/2008 Carroll et al.  
 7,588,500 B2 9/2009 Hoeckl et al.  
 RE41,116 E 2/2010 Zimmerman et al.  
 7,704,166 B2 4/2010 Lim  
 7,918,752 B2 4/2011 McClung et al.  
 D656,572 S 3/2012 Foster et al.  
 D659,787 S \* 5/2012 Balareta et al. .... D21/789  
 D668,728 S \* 10/2012 Savarese et al. .... D21/759  
 D670,778 S \* 11/2012 Savarese et al. .... D21/759  
 8,444,500 B2 5/2013 Erkkinen

2002/0198066 A1 12/2002 Salsman  
 2003/0139224 A1 7/2003 Gale et al.  
 2004/0166964 A1 8/2004 Toyosawa et al.  
 2005/0003907 A1 1/2005 Ijiri  
 2005/0130769 A1 6/2005 Olsen  
 2005/0187041 A1 8/2005 Kawashima et al.  
 2006/0276269 A1 12/2006 Kihara  
 2007/0149324 A1 6/2007 Tsai  
 2007/0298910 A1 12/2007 Potempa et al.  
 2008/0182684 A1 7/2008 Carroll et al.

FOREIGN PATENT DOCUMENTS

JP 2005021611 A 1/2005  
 JP 2005296330 10/2005  
 JP 2006341016 A 12/2006  
 KR 20010099365 11/2001  
 KR 200339010 1/2004  
 WO 2005003907 A2 1/2005  
 WO 2005/032668 4/2005

OTHER PUBLICATIONS

Microfilmed Text of Japanese Utility Model Application No. SHO 47-117361 (Japanese Utility Model Public Disclosure No. SHO 49-73560).  
 Microfilmed Text of Utility Model Application No. HEI 2-59955 (Japanese Utility Model Public Disclosure No. HEI 4-18553).  
 Japanese Patent Public Disclosure No. 2005-296330.  
 Microfilmed Text of Utility Model Application No. SHO 48-73686 (Japanese Utility Model Public Disclosure No. SHO 50-20773).  
 "A Real Game Changer for Clubmakers—Tour Lock Pro Counterweights" [www.blog.hirekogolf.com](http://www.blog.hirekogolf.com); <http://blog.hirekogolf.com/2012/10/a-real-chancier-for-clubmakers-tour-lock-pro-counterweights/> (Accessed: Oct. 16, 2013).  
 "Back weight your golf clubs with Secret Grip" [www.golfdigest.com](http://www.golfdigest.com) <http://www.golfdigest.com/golf-equipment/blogs/newstuff/2012/01/back-weight-your-golf-clubs-wi.html> (Accessed: Oct. 16, 2013).

\* cited by examiner

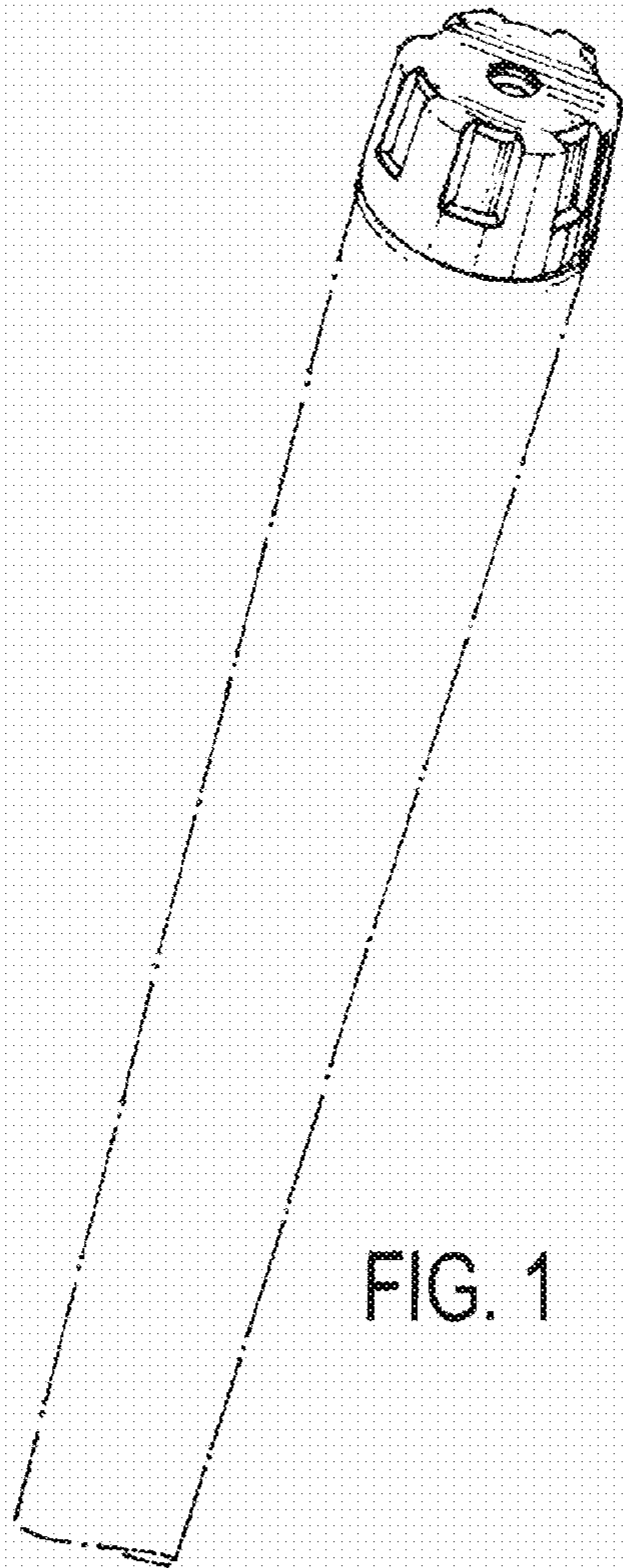


FIG. 1

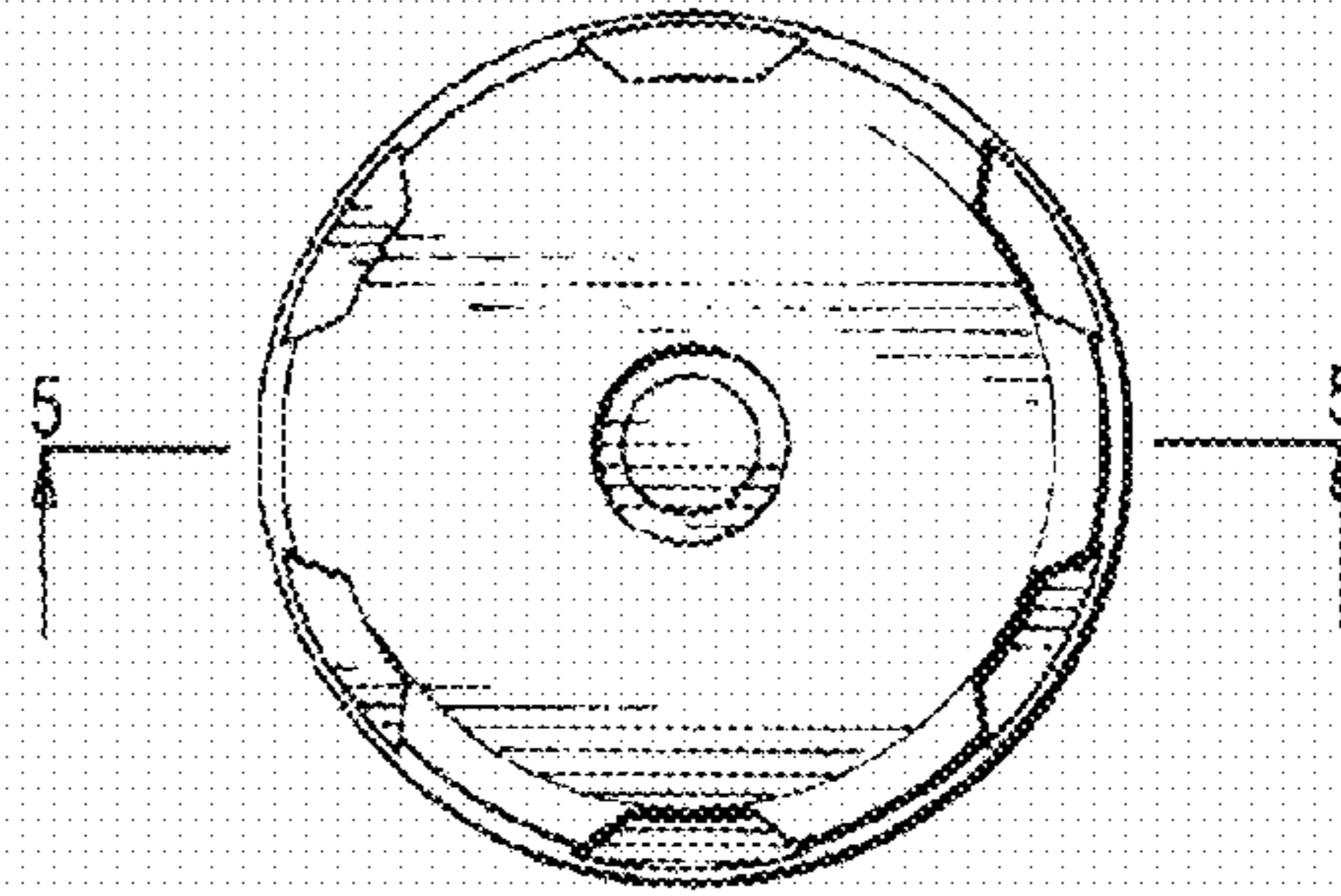


FIG. 2

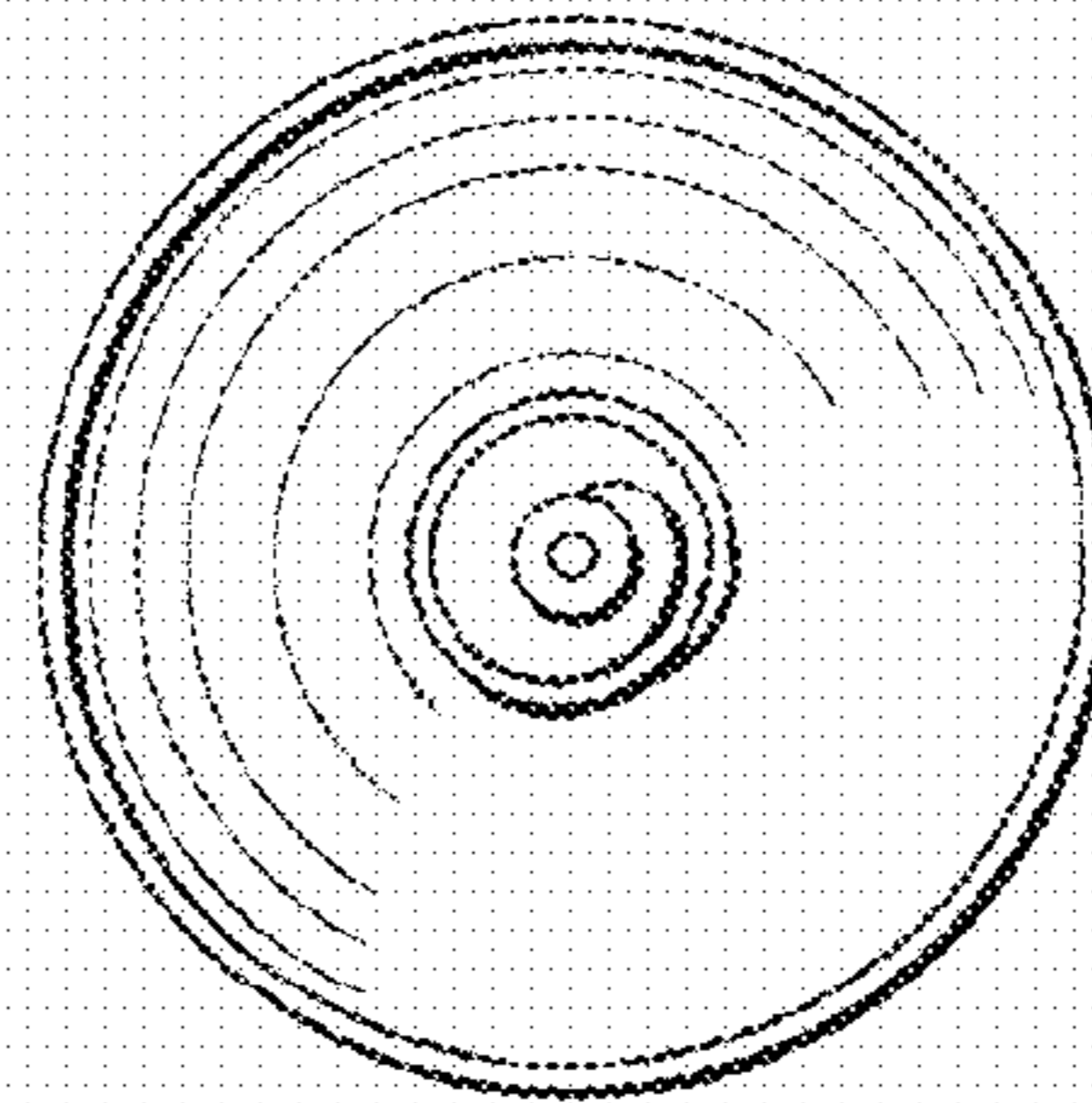


FIG. 3

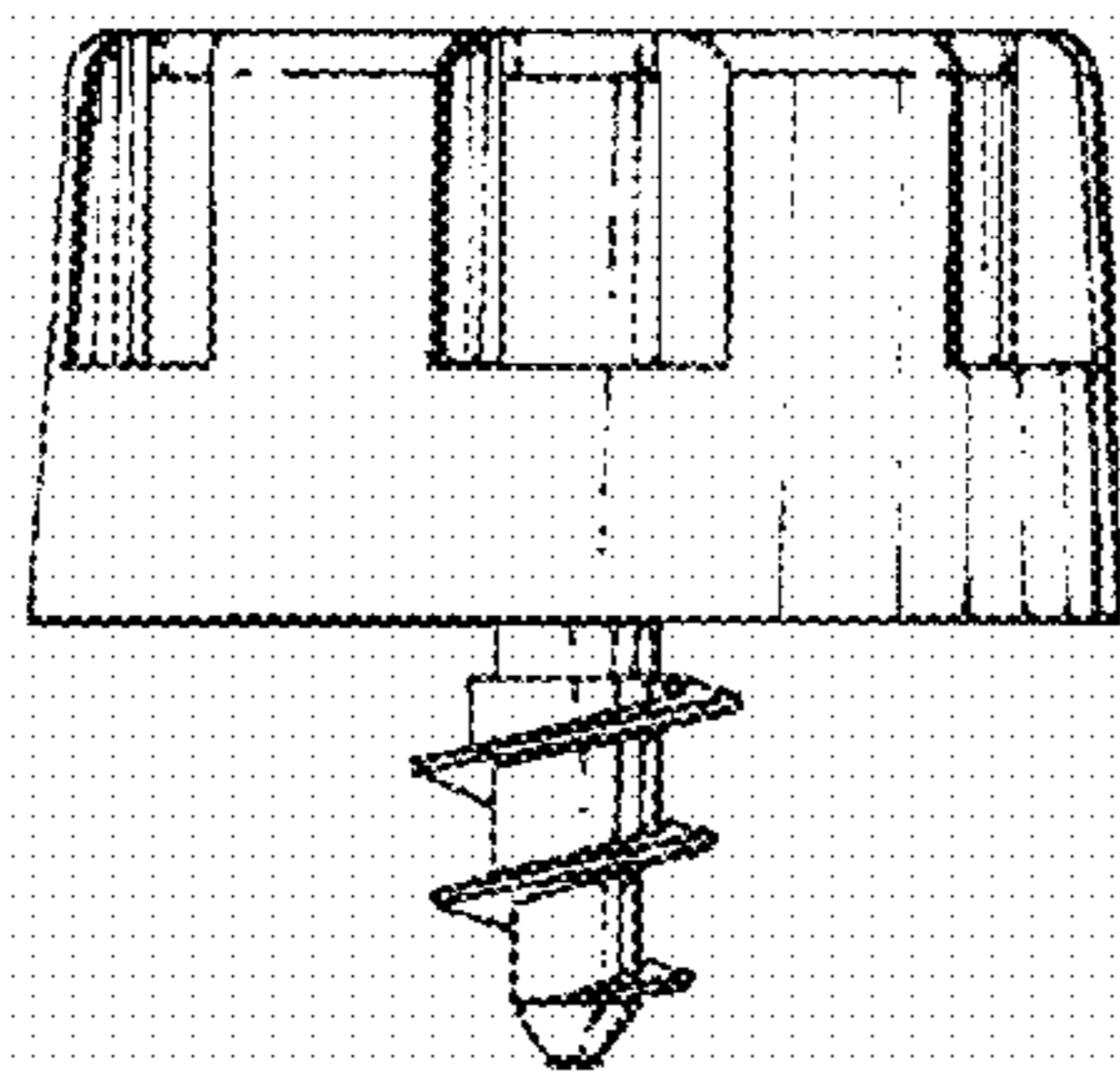


FIG. 4

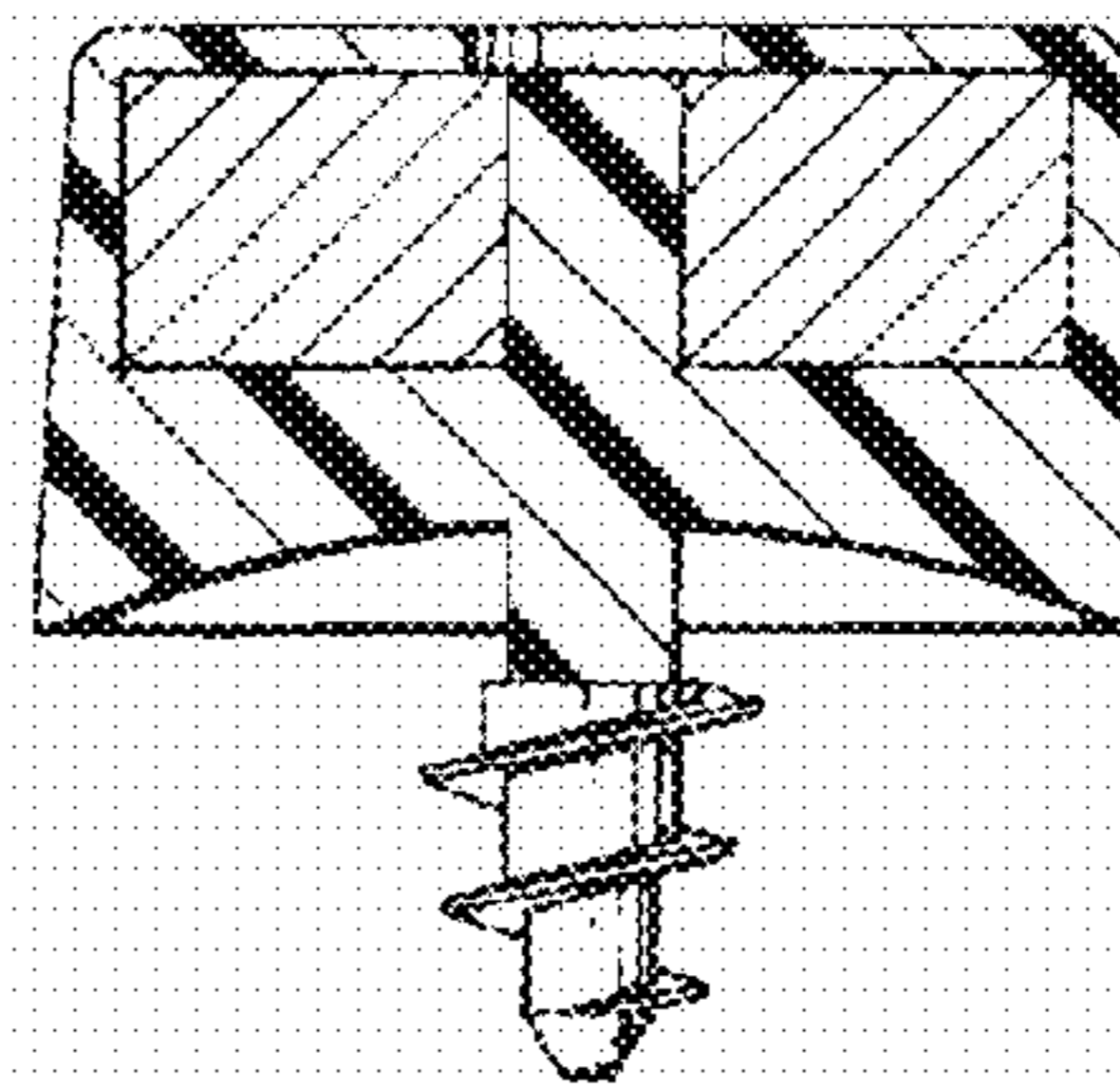


FIG. 5