



US00D724666S

(12) **United States Design Patent**
Paulick et al.

(10) **Patent No.:** **US D724,666 S**
(45) **Date of Patent:** **** Mar. 17, 2015**

(54) **CLIPBOARD**

(71) Applicant: **Jimmy John Design, LLC**,
Philadelphia, PA (US)

(72) Inventors: **John F. Paulick**, Philadelphia, PA (US);
James J. Caldwell, Philadelphia, PA
(US)

(73) Assignee: **Jimmy John Design, LLC**,
Philadelphia, PA (US)

(**) Term: **14 Years**

(21) Appl. No.: **29/469,225**

(22) Filed: **Oct. 8, 2013**

(51) **LOC (10) Cl.** **19-02**

(52) **U.S. Cl.**
USPC **D19/88**

(58) **Field of Classification Search**
CPC B42F 9/001; B42F 9/008; B42D 19/00
USPC D19/25-33, 75, 77, 78, 86-91; 24/67.7;
248/452; 281/38, 45
See application file for complete search history.

(56) **References Cited**

U.S. PATENT DOCUMENTS

1,543,430	A *	6/1925	Fischer	434/410
1,614,977	A *	1/1927	Ausmus	281/33
2,080,591	A *	5/1937	Wright	281/33
2,704,216	A	7/1951	Slonneger	
3,008,470	A *	11/1961	Rubinstein	402/68
3,116,738	A *	1/1964	Wentges	402/12
3,228,709	A *	1/1966	Tooker	281/29
3,318,618	A *	5/1967	Mullen et al.	281/29
3,347,565	A *	10/1967	Konkel	281/21.1

4,007,950	A *	2/1977	Giulie	281/27.3
4,255,837	A	3/1981	Holtz	
4,588,209	A	5/1986	Zebrowski et al.	
4,892,334	A	1/1990	Sinclair	

(Continued)

FOREIGN PATENT DOCUMENTS

EP 1148997 10/2003

Primary Examiner — Elizabeth Albert

(74) *Attorney, Agent, or Firm* — Todd E. Klein

(57) **CLAIM**

We claim the ornamental design for a clipboard, as shown and described.

DESCRIPTION

FIG. 1 is a front perspective view of a clipboard according to the present invention in a closed state.

FIG. 2 is a front view of the clipboard of FIG. 1.

FIG. 3 is a rear view of the clipboard of FIG. 1.

FIG. 4 is a right-side view of the clipboard of FIG. 1.

FIG. 5 is a left-side view of the clipboard of FIG. 1.

FIG. 6 is a bottom view of the clipboard of FIG. 1.

FIG. 7 is a top view of the clipboard of FIG. 1.

FIG. 8 is a front perspective view of the clipboard of FIG. 1 in an open state.

FIG. 9 is a front view of the clipboard of FIG. 8.

FIG. 10 is a rear view of the clipboard of FIG. 8.


FIG. 11 is a right-side view of the clipboard of FIG. 8.

FIG. 12 is a left-side view of the clipboard of FIG. 8.

FIG. 13 is a bottom view of the clipboard of FIG. 8; and,

FIG. 14 is a top view of the clipboard of FIG. 8.

1 Claim, 8 Drawing Sheets



(56)

References Cited

U.S. PATENT DOCUMENTS

D328,470	S	*	8/1992	Costello et al.	D19/26	6,024,384	A	2/2000	Jones et al.	
5,413,382	A		5/1995	Cornell et al.		6,637,774	B2	10/2003	Gaska	
5,474,333	A		12/1995	Schrader		6,793,251	B2	9/2004	Stark	
D384,655	S	*	10/1997	Knoop	D19/91	D534,952	S	* 1/2007	Wittmeyer, Jr.	D19/26
5,709,409	A		1/1998	Engel		7,673,908	B2	3/2010	Liptan	
D400,920	S	*	11/1998	Hodes	D19/26	D660,356	S	* 5/2012	Moross et al.	D19/26
D404,760	S	*	1/1999	Johnson, Jr.	D19/26	2009/0206592	A1	8/2009	Summerhayes	
5,887,902	A		3/1999	Irwin et al.		2010/0084848	A1	4/2010	Nguyen	
						2012/0268891	A1	10/2012	Cencioni	
						2013/0177181	A1	7/2013	Marcus	

* cited by examiner




FIG. 1




FIG. 2



FIG. 3

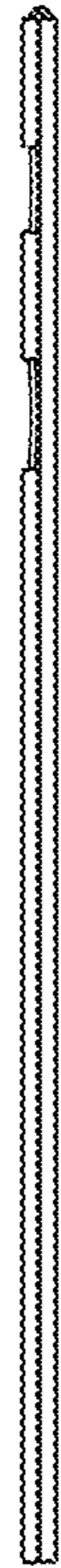


FIG. 4



FIG. 5




FIG. 6




FIG. 7

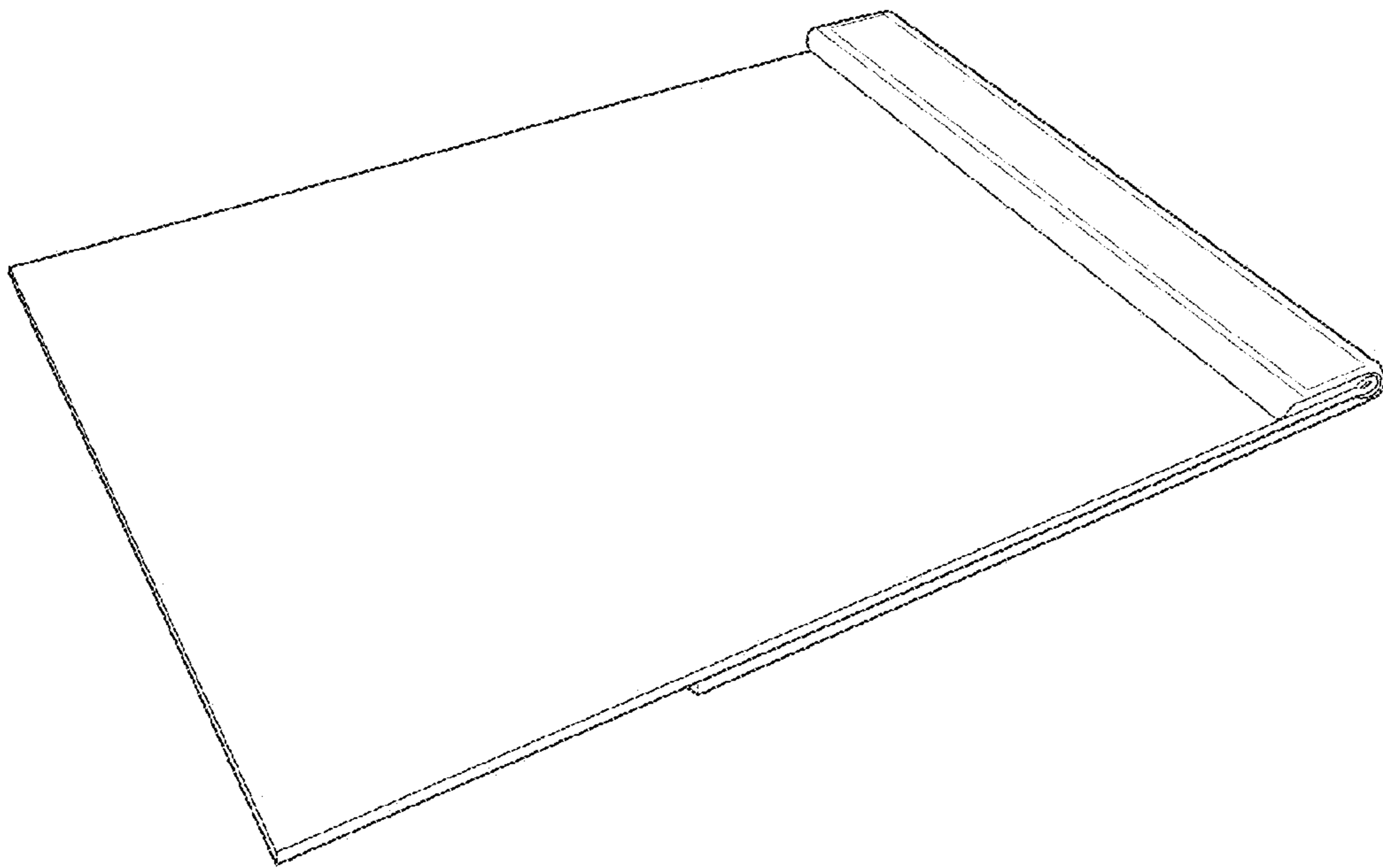


FIG. 8




FIG. 9




FIG. 10

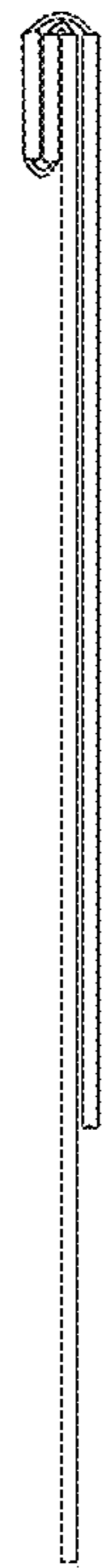


FIG. 11




FIG. 12



FIG. 13




FIG. 14