

US00D724651S

(12) **United States Design Patent**
Cacciolo, Jr.

(10) **Patent No.:** **US D724,651 S**
(45) **Date of Patent:** **** Mar. 17, 2015**

(54) **GROOVED DRUMSTICK**

(71) Applicant: **Thino P. Cacciolo, Jr.**, Freehold, NJ
(US)

(72) Inventor: **Thino P. Cacciolo, Jr.**, Freehold, NJ
(US)

(**) Term: **14 Years**

(21) Appl. No.: **29/460,896**

(22) Filed: **Jul. 16, 2013**

Related U.S. Application Data

(63) Continuation-in-part of application No. 29/458,536,
filed on Jun. 20, 2013, which is a continuation-in-part
of application No. 29/458,539, filed on Jun. 20, 2013.

(51) **LOC (10) Cl.** **17-04**

(52) **U.S. Cl.**
USPC **D17/22**

(58) **Field of Classification Search**
USPC D17/22, 24, 99; 84/102, 103, 104, 402,
84/403, 404, 406, 409, 410, 411 R, 414,
84/411 M, 411 P, 422.1–422.3, 457,
84/DIG. 12; D21/405

See application file for complete search history.

(56) **References Cited**

U.S. PATENT DOCUMENTS

2,655,069	A *	10/1953	Marshall	84/404
3,859,887	A *	1/1975	Buchanan	84/422.4
3,893,364	A *	7/1975	Harrison	84/422.4
4,476,768	A *	10/1984	Willis	84/422.4
4,488,470	A *	12/1984	Larrain	84/422.4
4,719,836	A *	1/1988	Baumgart	84/422.4
D345,373	S *	3/1994	Mine	D17/99
5,503,056	A *	4/1996	Evans	84/422.4
5,581,031	A *	12/1996	Blankenship, Jr.	84/453
5,696,339	A *	12/1997	Brennan	84/422.4

5,955,125	A *	9/1999	Hoeting et al.	426/104
6,118,062	A *	9/2000	Thoman	84/422.4
D437,362	S *	2/2001	Campbell	D21/406
6,326,535	B1 *	12/2001	Pokallus	84/422.4
7,176,369	B1 *	2/2007	Brooks	84/422.4

* cited by examiner

Primary Examiner — Rashida Johnson

(57) **CLAIM**

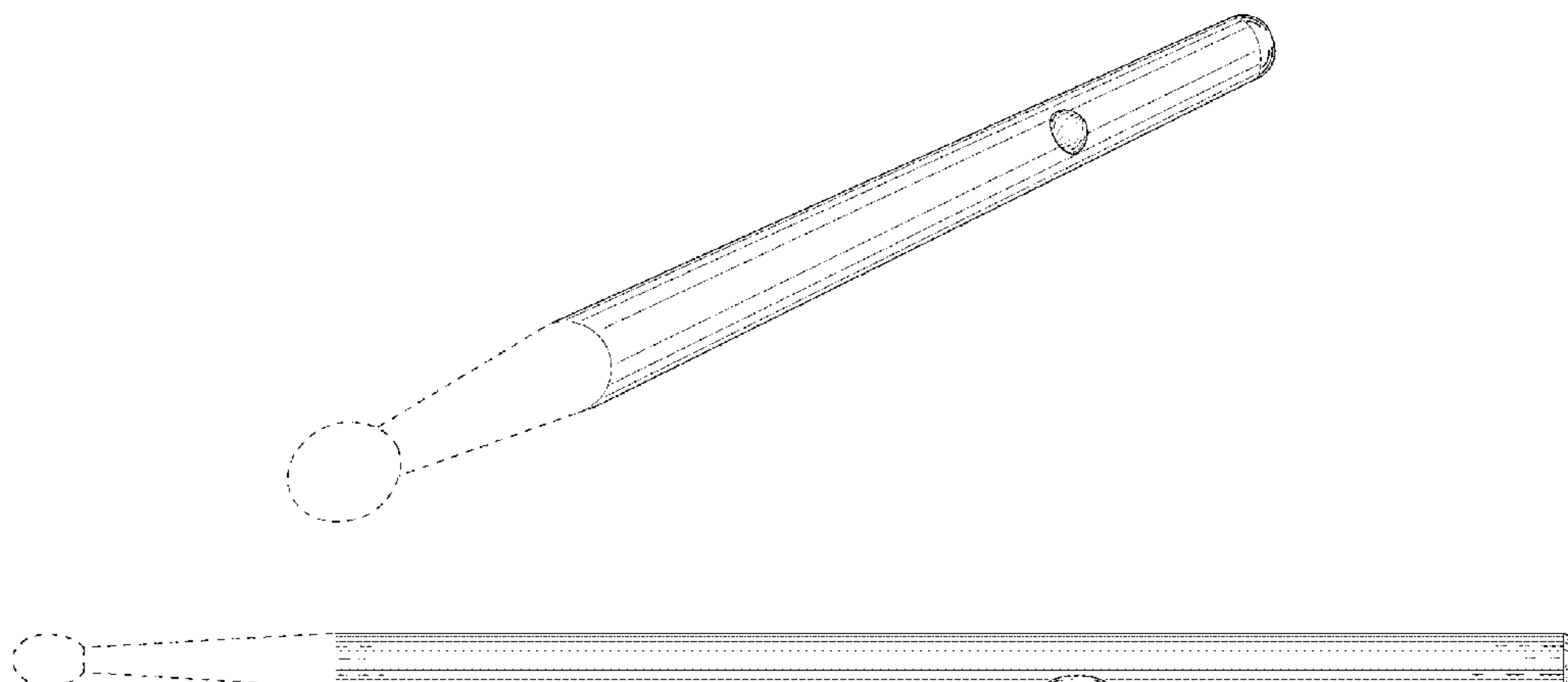
The ornamental design for a grooved drumstick, as shown and described.

DESCRIPTION

FIG. 1 is a perspective view of a grooved drumstick;
 FIG. 2 is a front view thereof;
 FIG. 3 is a rear view thereof;
 FIG. 4 is a right view thereof;
 FIG. 5 is a left view thereof;
 FIG. 6 is a top view thereof;
 FIG. 7 is a bottom view thereof;
 FIG. 8 is a lateral view thereof;
 FIG. 9 is a lateral view thereof, rotated 45 degrees from the position in FIG. 8;
 FIG. 10 is a lateral view thereof, rotated 45 degrees from the position in FIG. 9;
 FIG. 11 is a lateral view thereof, rotated 45 degrees from the position in FIG. 10;
 FIG. 12 is a lateral view thereof, rotated 45 degrees from the position in FIG. 11;
 FIG. 13 is a lateral view thereof, rotated 45 degrees from the position in FIG. 12;
 FIG. 14 is a lateral view thereof, rotated 45 degrees from the position in FIG. 13; and,
 FIG. 15 is a lateral view thereof, rotated 45 degrees from the position in FIG. 14.

The broken line showing drum stick shoulder and tip is included for the purpose of illustrating environmental structure and forms no part of the claimed design.

1 Claim, 15 Drawing Sheets



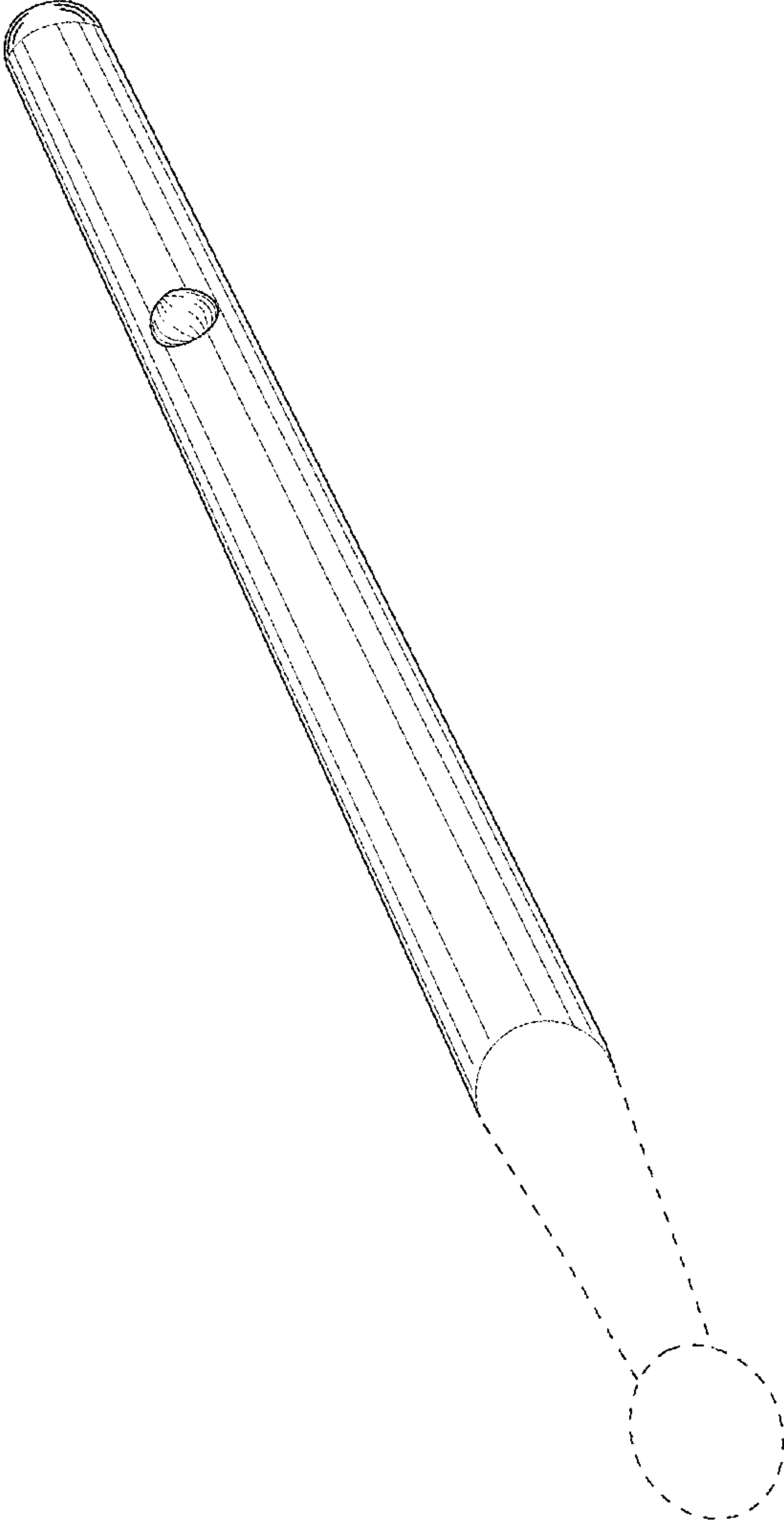


FIG. 1




FIG. 2




FIG. 3

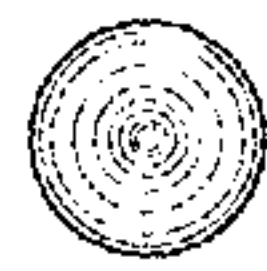


FIG. 4




FIG. 5

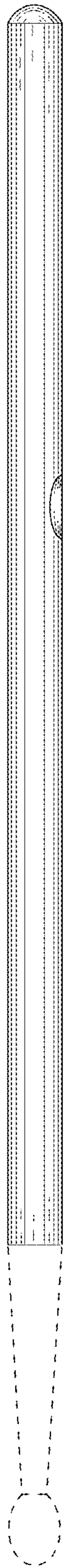


FIG. 6

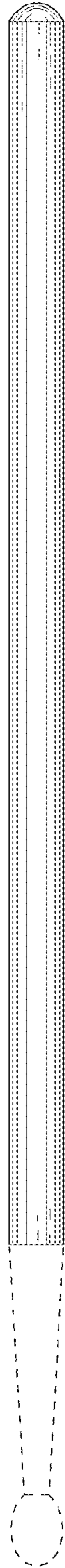


FIG. 7




FIG. 8

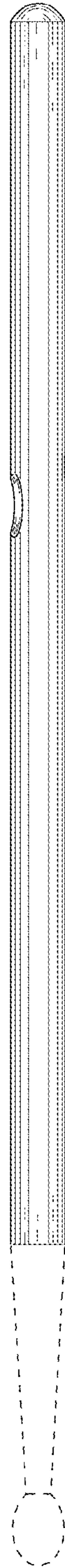


FIG. 9

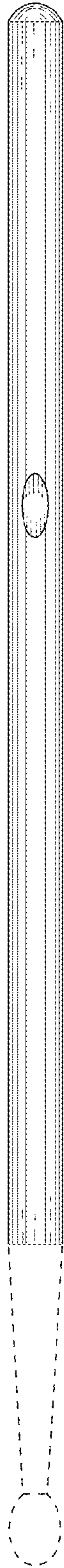


FIG. 10

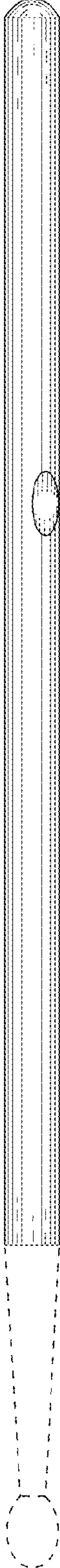


FIG. 11




FIG. 12




FIG. 13

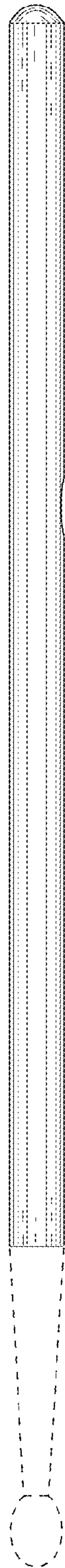


FIG. 14

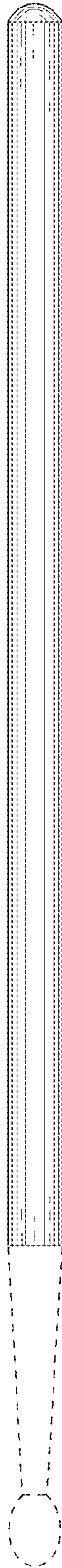


FIG. 15