



US00D724631S

(12) **United States Design Patent**  
**Kim et al.**

(10) **Patent No.:** **US D724,631 S**  
(45) **Date of Patent:** **\*\* Mar. 17, 2015**

(54) **GUIDE FOR REFRIGERATOR**

(71) Applicant: **Samsung Electronics Co., Ltd.**,  
Suwon-si (KR)

(72) Inventors: **Kyung Tae Kim**, Seoul (KR); **Kim Hyun Soo**, Sungnam-si (KR); **Park Youngmin**, Seoul (KR); **Jong Hyub Lee**, Seoul (KR)

(73) Assignee: **Samsung Electronics Co., Ltd.** (KR)

(\*\*) Term: **14 Years**

(21) Appl. No.: **29/468,047**

(22) Filed: **Sep. 26, 2013**

(30) **Foreign Application Priority Data**

Mar. 28, 2013 (KR) ..... 30-2013-0015846

(51) **LOC (10) Cl.** ..... **15-07**

(52) **U.S. Cl.**  
USPC ..... **D15/89**

(58) **Field of Classification Search**  
USPC ..... D15/79-89; 312/400-408, 313-316;  
108/155; 211/153; D6/511, 574;  
72/379.2; 248/249, 250, 302  
See application file for complete search history.

(56) **References Cited**

**U.S. PATENT DOCUMENTS**

D255,242 S \* 6/1980 Berman et al. .... D15/89  
D479,537 S \* 9/2003 Bodine et al. .... D15/89

D551,262 S \* 9/2007 Becke ..... D15/89  
D551,263 S \* 9/2007 Becke ..... D15/89  
D580,957 S \* 11/2008 Zangari ..... D15/89  
D588,615 S \* 3/2009 Lavy ..... D15/89  
D660,327 S \* 5/2012 Doberstein et al. .... D15/89  
D700,221 S \* 2/2014 Ringemann et al. .... D15/89  
D709,107 S \* 7/2014 Kim et al. .... D15/89  
D709,108 S \* 7/2014 Lee et al. .... D15/89  
D709,532 S \* 7/2014 Park et al. .... D15/89  
D709,533 S \* 7/2014 Park et al. .... D15/89  
D711,437 S \* 8/2014 Park et al. .... D15/89

\* cited by examiner

*Primary Examiner* — Stella Reid

*Assistant Examiner* — Khawaja Anwar

(74) *Attorney, Agent, or Firm* — Cantor Colburn LLP

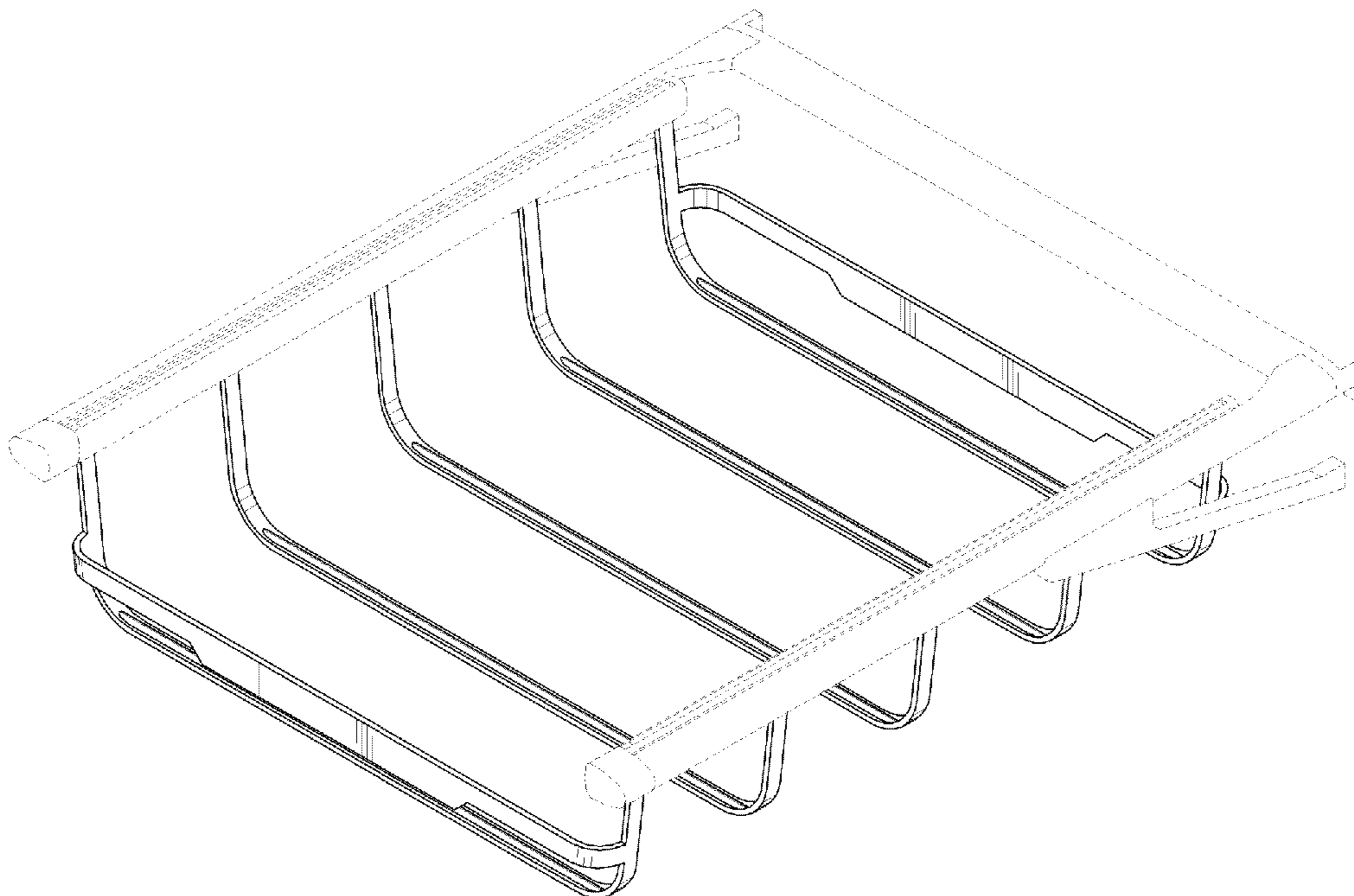
(57) **CLAIM**

The ornamental design for a guide for refrigerator, as shown and described.

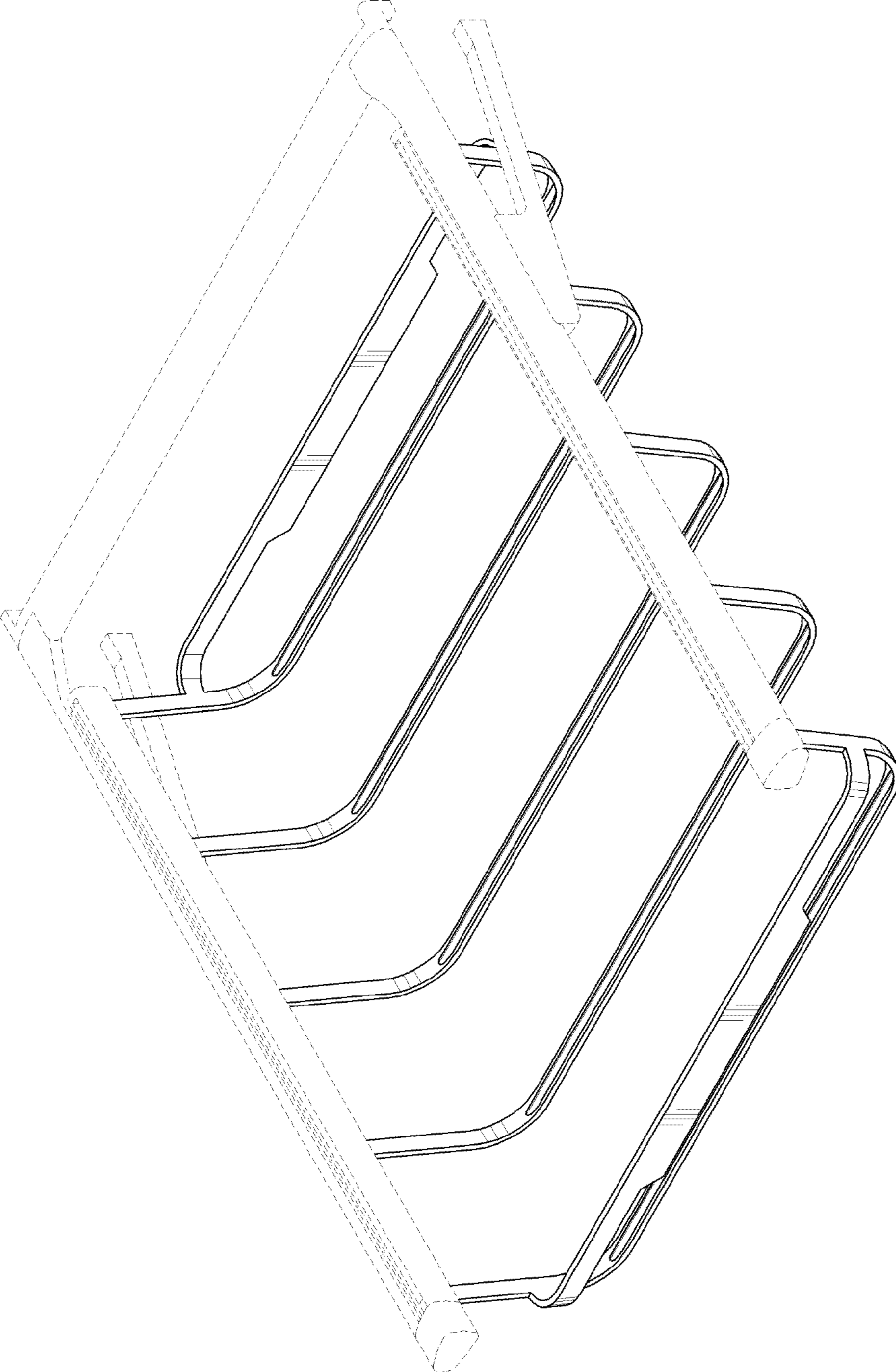
**DESCRIPTION**

FIG. 1 is the front perspective view of a guide for refrigerator showing our new design;  
FIG. 2 is a front elevation view thereof;  
FIG. 3 is a rear elevation view thereof;  
FIG. 4 is a side elevation view thereof;  
FIG. 5 is another side elevation view thereof;  
FIG. 6 is a top plan view thereof;  
FIG. 7 is a bottom plan view thereof; and,  
FIG. 8 is a front perspective view thereof, as shown in an alternate environment.  
The broken lines in the drawings show unclaimed environment only and form no part of the claimed design.


**1 Claim, 8 Drawing Sheets**




**FIG. 1**



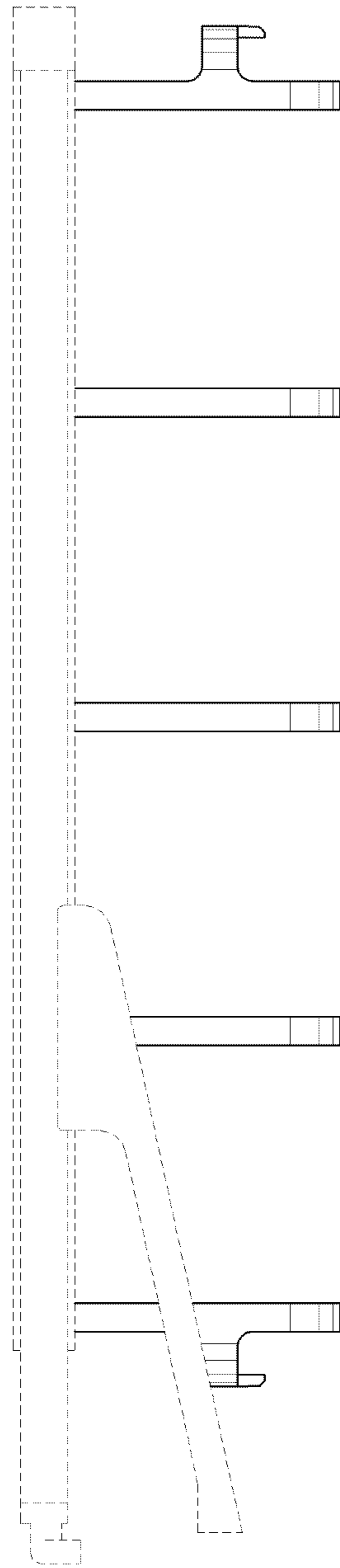
**FIG. 2**



**FIG. 3**



**FIG. 4**



**FIG. 5**

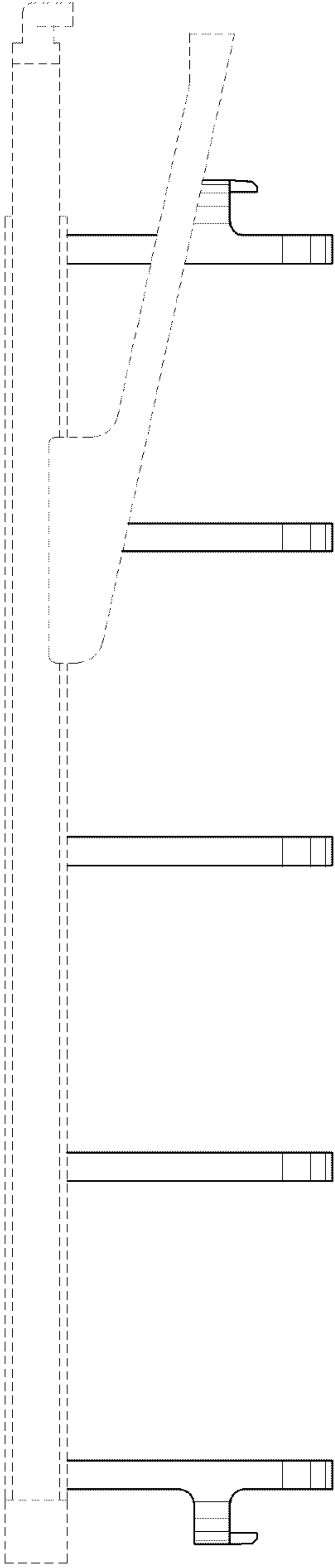


FIG. 6

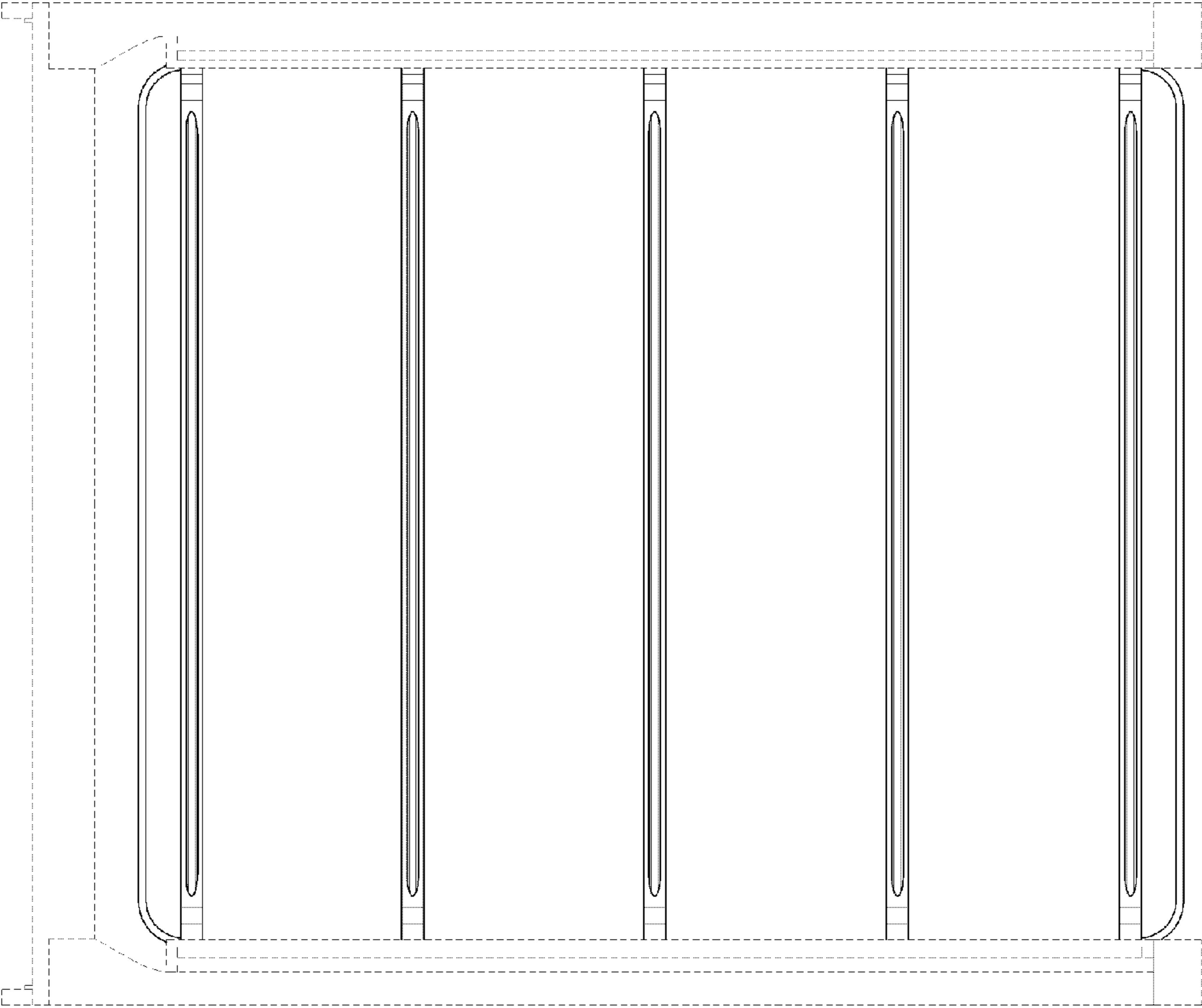
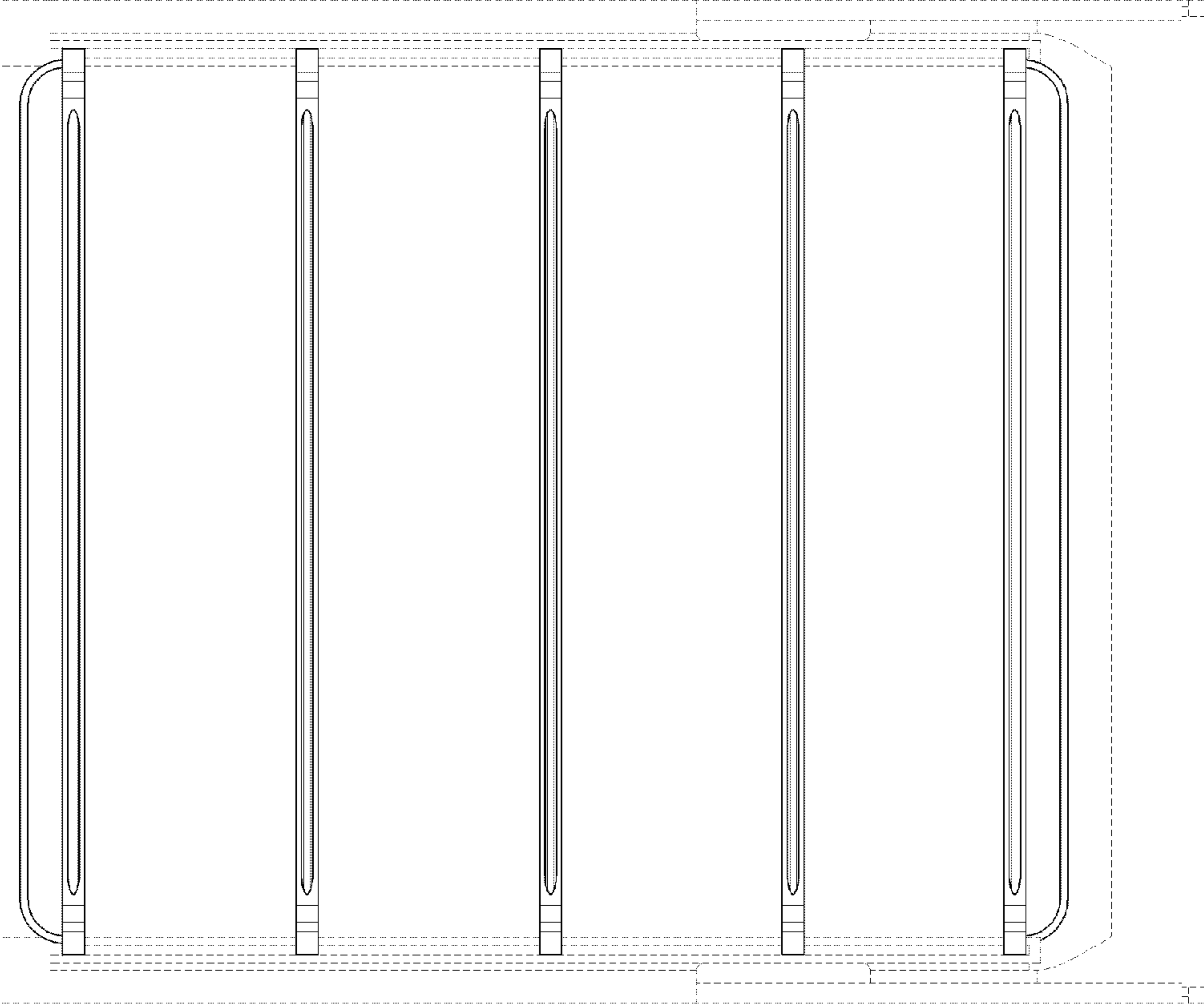


FIG. 7





**Fig. 8**

