



US00D724629S

(12) **United States Design Patent**  
**Choi et al.**

(10) **Patent No.:** **US D724,629 S**  
(45) **Date of Patent:** **\*\* Mar. 17, 2015**

(54) **REFRIGERATOR**

(71) Applicant: **Samsung Electronics Co., Ltd.**,  
Suwon-si, Gyeonggi-do (KR)

(72) Inventors: **Eun-Ha Choi**, Seoul (KR); **Jun-Kyo Lee**, Daegu (KR)

(73) Assignee: **Samsung Electronics Co., Ltd.** (KR)

(\*\*) Term: **14 Years**

(21) Appl. No.: **29/467,466**

(22) Filed: **Sep. 19, 2013**

(30) **Foreign Application Priority Data**

Mar. 26, 2013 (KR) ..... 30-2013-0015382

(51) **LOC (10) Cl.** ..... **15-07**

(52) **U.S. Cl.**  
USPC ..... **D15/85**

(58) **Field of Classification Search**  
USPC ..... D15/79-91; 312/236, 352, 400-408,  
312/114-119; 62/3.1-3.64, 293, 371, 400,  
62/467, 529, 531  
See application file for complete search history.

(56) **References Cited**

**U.S. PATENT DOCUMENTS**

D474,211 S \* 5/2003 Jones et al. .... D15/91  
D520,535 S \* 5/2006 Lee et al. .... D15/91

D527,747 S \* 9/2006 Kim et al. .... D15/85  
D569,400 S \* 5/2008 Crookshanks ..... D15/91  
D579,468 S \* 10/2008 Yang et al. .... D15/85  
D587,729 S \* 3/2009 Choi et al. .... D15/85  
D610,174 S \* 2/2010 Baker et al. .... D15/91  
D615,568 S \* 5/2010 Baker et al. .... D15/91  
D620,506 S \* 7/2010 Seo et al. .... D15/85  
D625,343 S \* 10/2010 Seo et al. .... D15/85  
D630,655 S \* 1/2011 Seo et al. .... D15/85  
D633,533 S \* 3/2011 Kwon et al. .... D15/85  
D639,314 S \* 6/2011 Yang et al. .... D15/85

\* cited by examiner

*Primary Examiner* — Stella Reid

*Assistant Examiner* — Khawaja Anwar

(74) *Attorney, Agent, or Firm* — Cantor Colburn LLP

(57) **CLAIM**

The ornamental design for a refrigerator, as shown and described.

**DESCRIPTION**

FIG. 1 is a perspective view of a refrigerator, showing our new design;  
FIG. 2 is a front elevation view thereof;  
FIG. 3 is a rear elevation view thereof;  
FIG. 4 is a side elevation view thereof;  
FIG. 5 is a another side elevation view thereof;  
FIG. 6 is a top plan view thereof; and,  
FIG. 7 is a bottom plan view thereof.  
The broken lines in the drawings show unclaimed subject matter only and form no part of the claimed design.

**1 Claim, 7 Drawing Sheets**

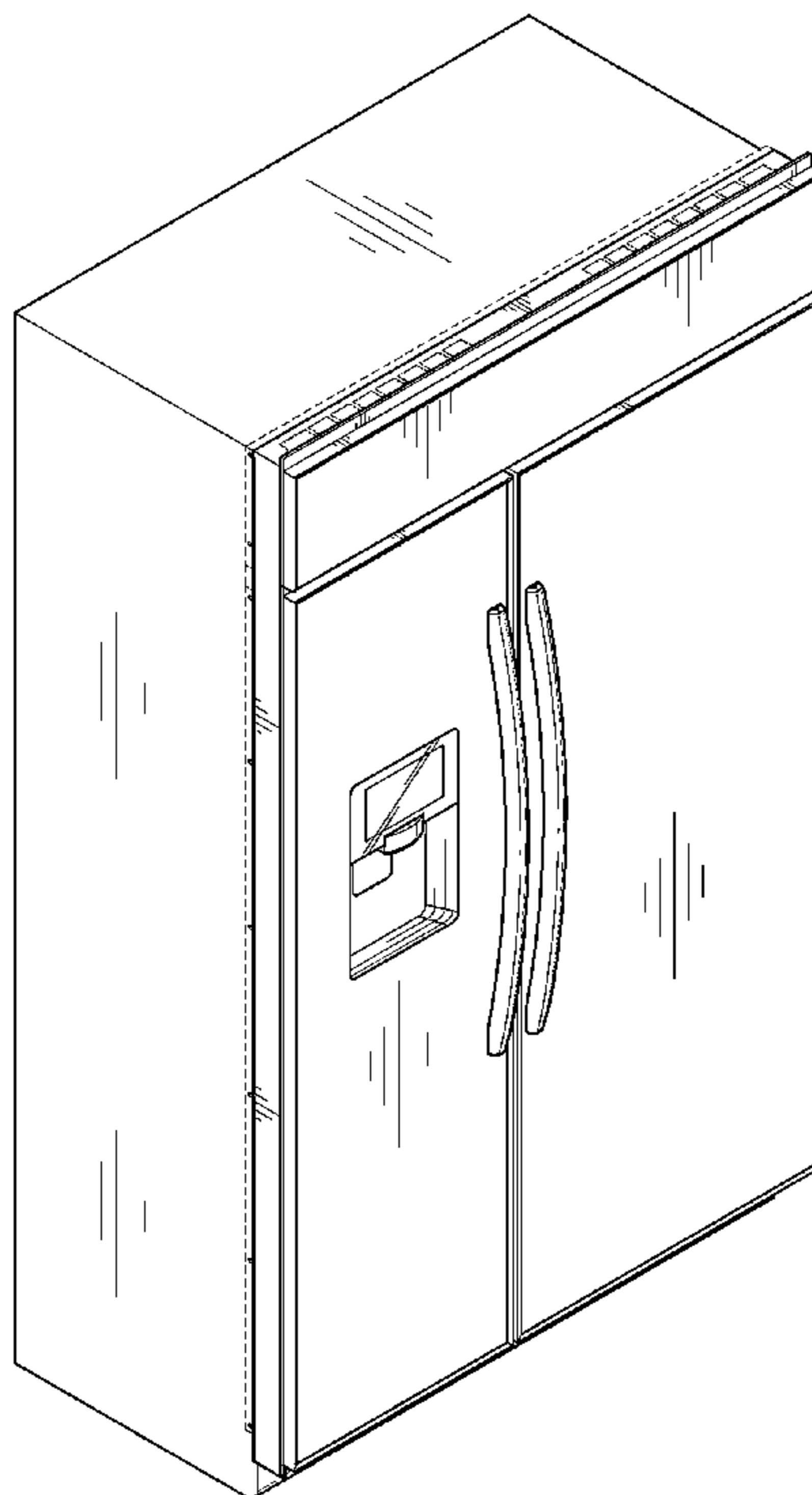


FIG. 1

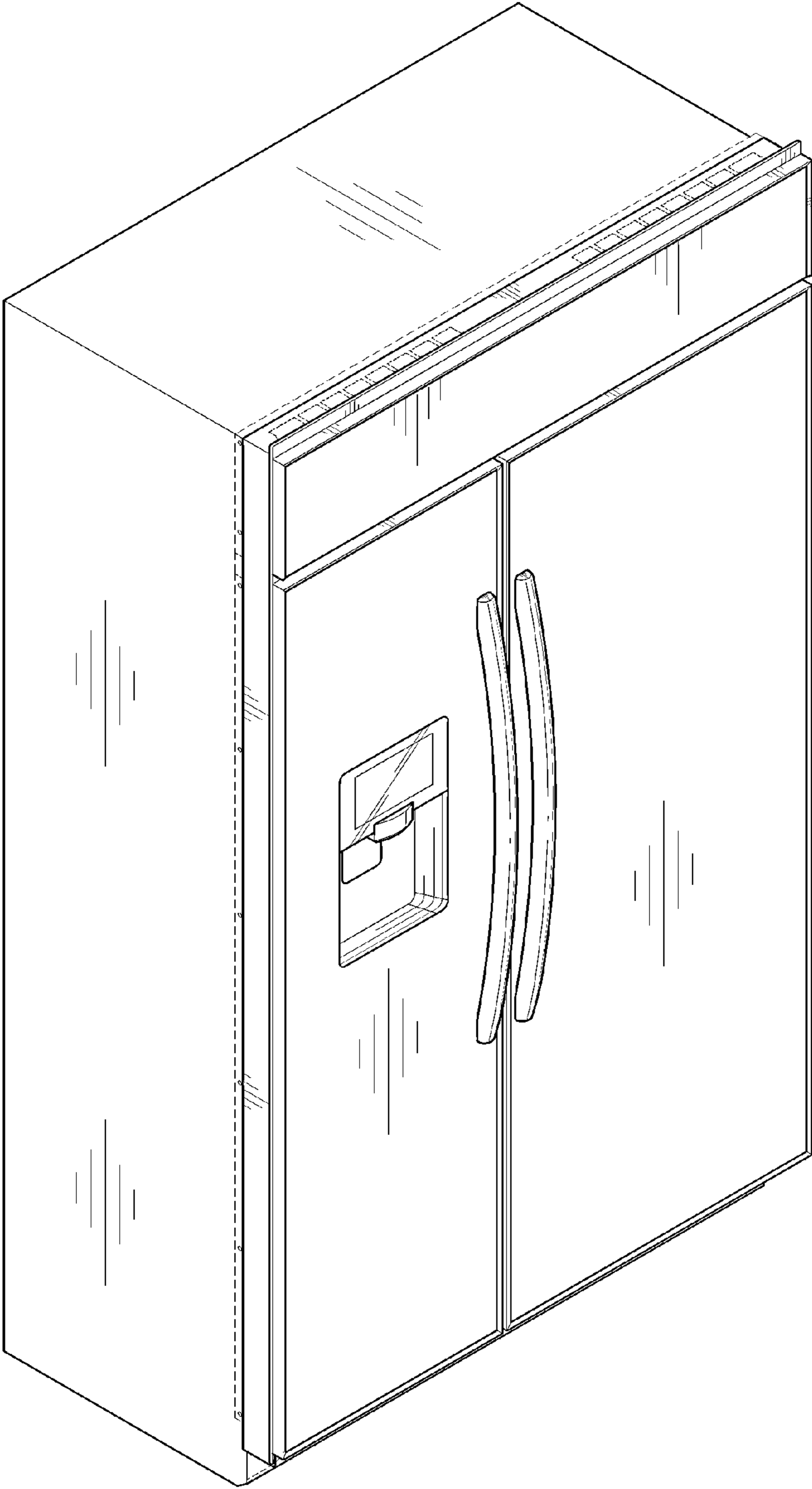
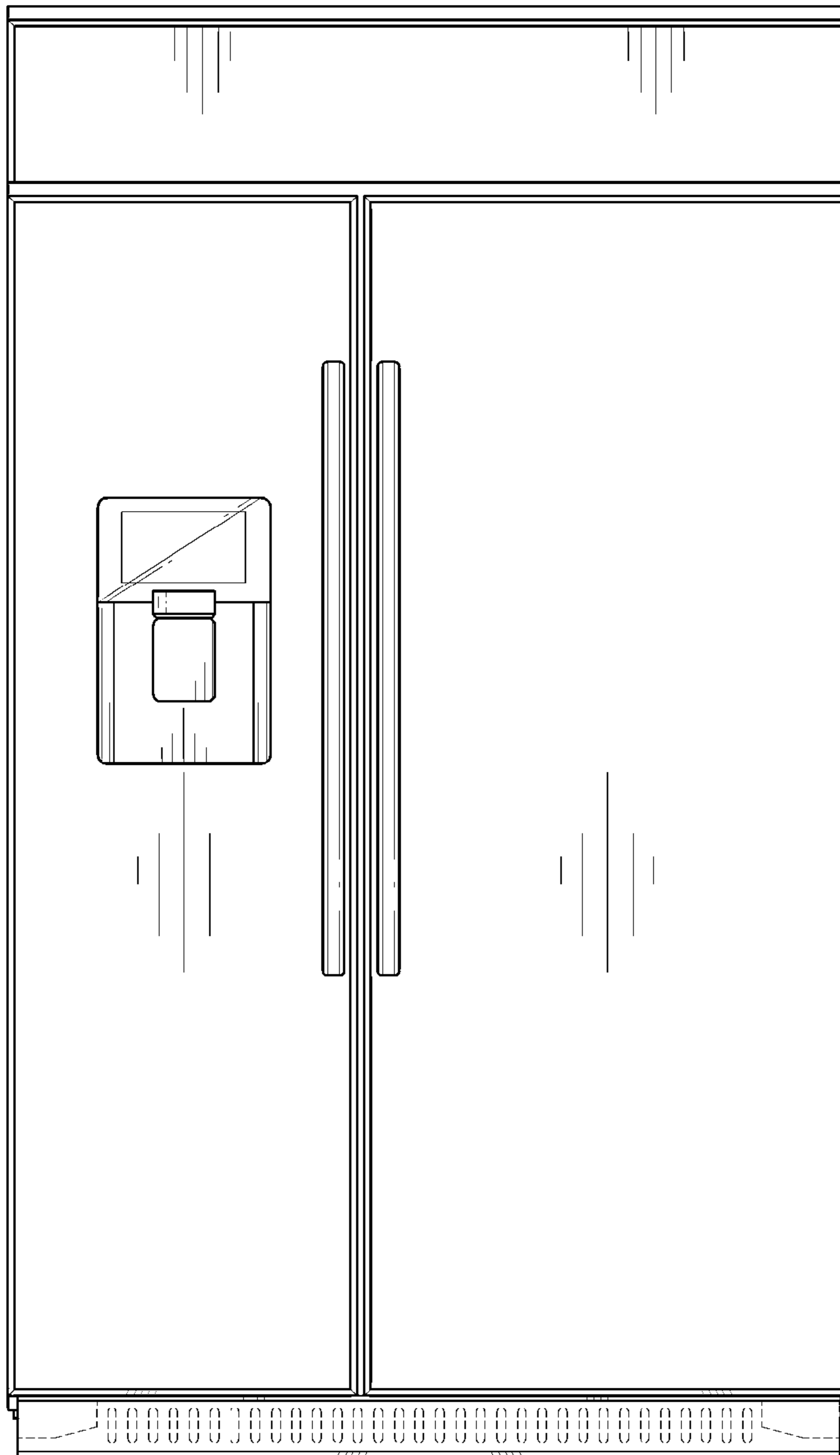


FIG. 2



# FIG. 3




FIG. 4

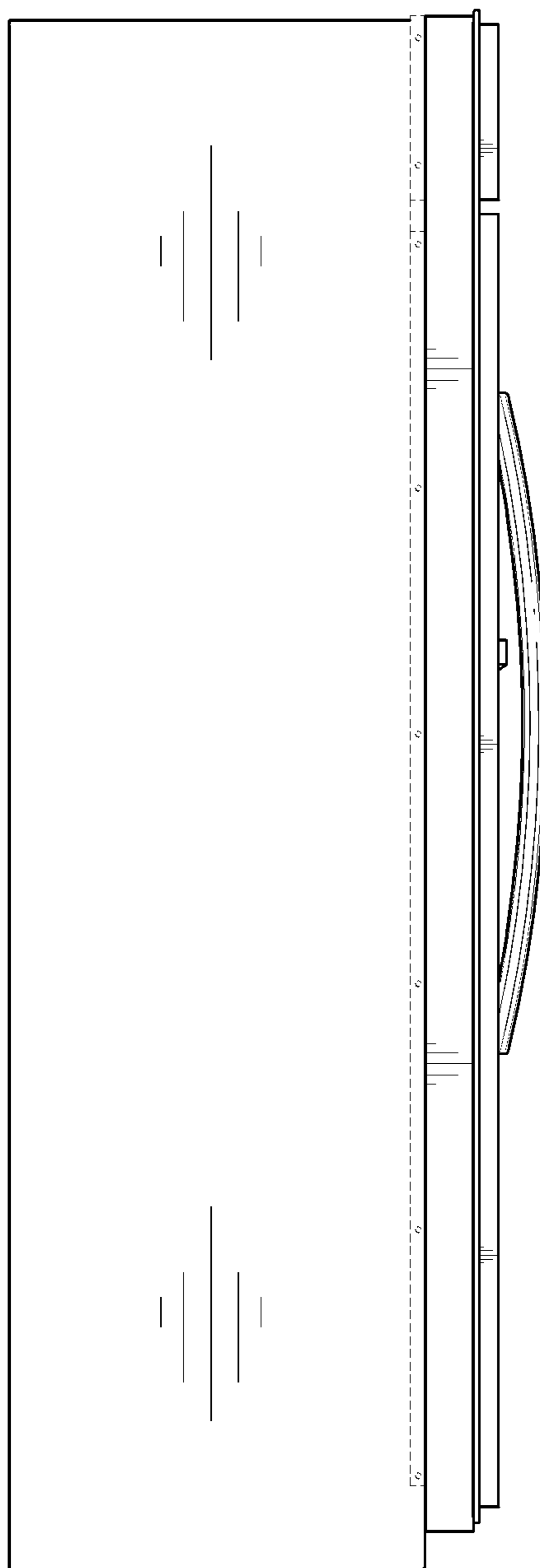


FIG. 5

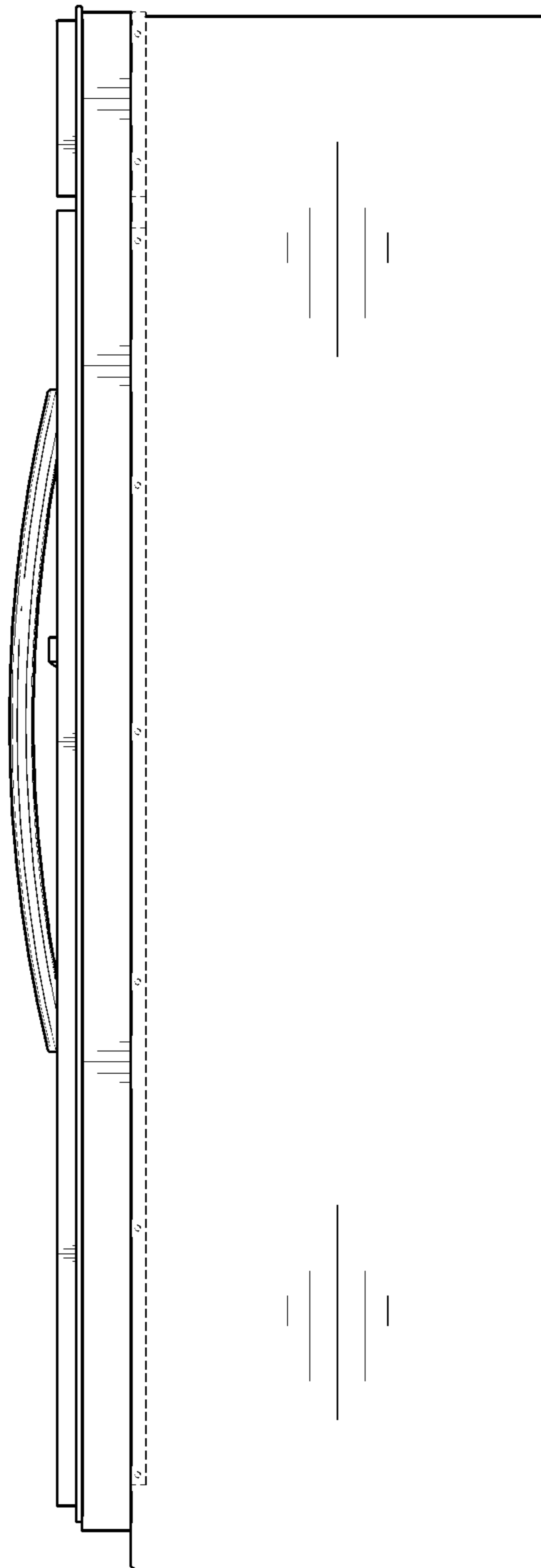


FIG. 6

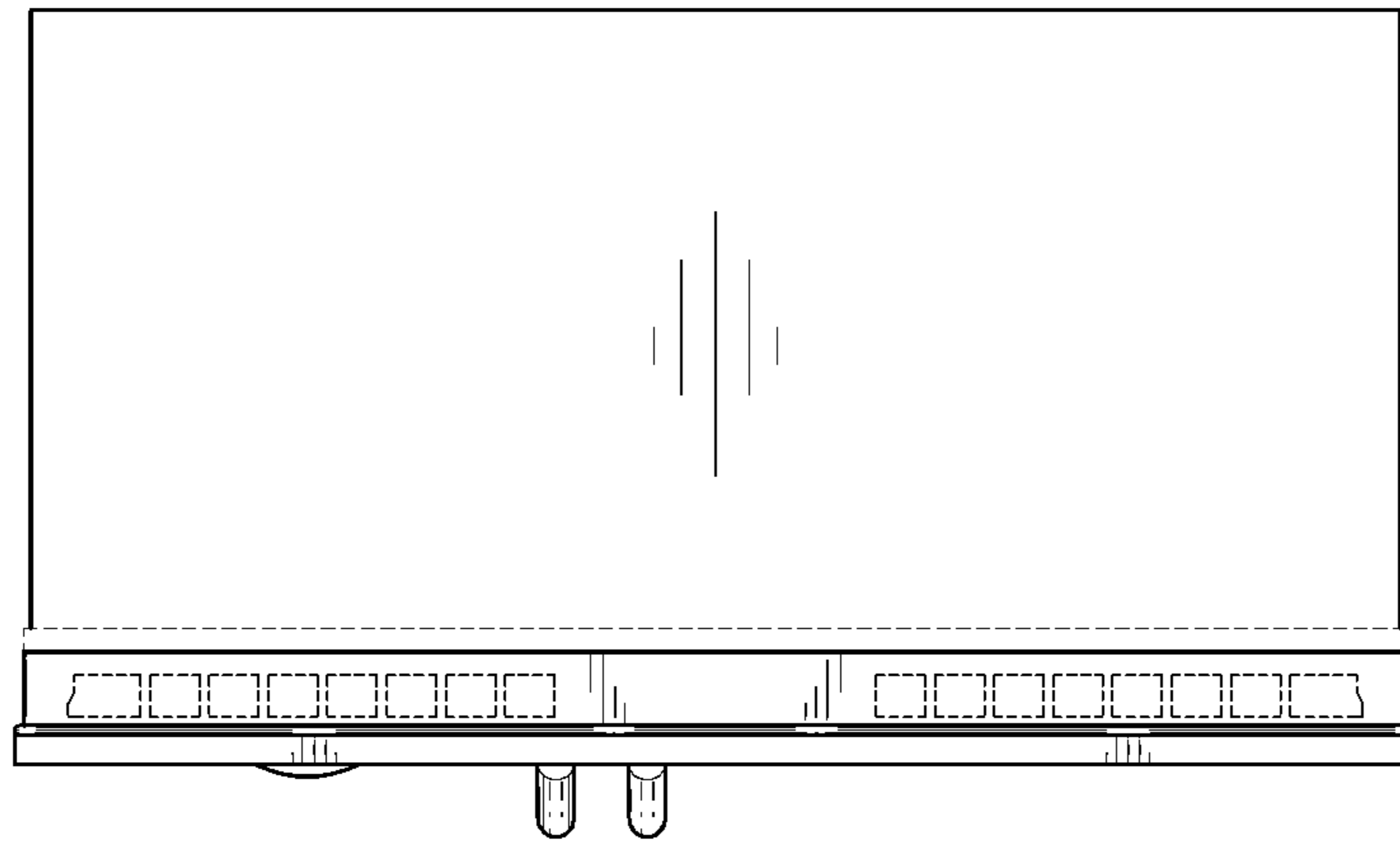


FIG. 7

