

US00D724627S

(12) **United States Design Patent**  
**Ijiri**

(10) **Patent No.:** **US D724,627 S**  
(45) **Date of Patent:** **\*\* Mar. 17, 2015**

(54) **CRAWLER PAD FOR RUBBER CRAWLERS**

(71) Applicant: **Bridgestone Corporation**, Chuo-ku,  
Tokyo (JP)

(72) Inventor: **Masaaki Ijiri**, Chuo-ku (JP)

(73) Assignee: **Bridgestone Corporation**, Tokyo (JP)

(\*\*) Term: **14 Years**

(21) Appl. No.: **29/490,594**

(22) Filed: **May 12, 2014**

(30) **Foreign Application Priority Data**

Nov. 13, 2013 (JP) ..... 2013-026586

(51) **LOC (10) Cl.** ..... **15-03**

(52) **U.S. Cl.**  
USPC ..... **D15/28**

(58) **Field of Classification Search**  
USPC ..... D15/22-26, 28; D21/491, 495, 537,  
D21/431, 484; 152/108, 62, 88; 305/35, 44,  
305/160, 185, 53, 201, 46, 50, 196, 198,  
305/200, 39, 162, 187, 191, 189  
See application file for complete search history.

(56) **References Cited**

**U.S. PATENT DOCUMENTS**

D455,444	S	*	4/2002	Tsuru	.....	D15/28
6,422,666	B2	*	7/2002	Choi	.....	305/178
D484,515	S	*	12/2003	Nishimura	.....	D15/28
D496,051	S	*	9/2004	Yoshida	.....	D15/28
D514,133	S	*	1/2006	Fujita	.....	D15/28
7,077,485	B2	*	7/2006	Akiyama et al.	.....	305/178
7,185,958	B2	*	3/2007	Ueno	.....	305/167
7,300,119	B2	*	11/2007	Ueno	.....	305/165
D557,713	S	*	12/2007	Sugihara	.....	D15/28
D562,353	S	*	2/2008	Sugihara	.....	D15/28
D565,605	S	*	4/2008	Tateishi	.....	D15/28
D567,823	S	*	4/2008	Hagio	.....	D15/28
D588,169	S	*	3/2009	Hagio	.....	D15/28

D588,170	S	*	3/2009	Kumano	.....	D15/28
D602,962	S	*	10/2009	Miyamoto et al.	.....	D15/28
D604,337	S	*	11/2009	Furusawa	.....	D15/28
7,695,077	B2	*	4/2010	Fujita	.....	305/178
D615,105	S	*	5/2010	Abiko	.....	D15/28
D615,106	S	*	5/2010	Shimozono	.....	D15/28
D618,254	S	*	6/2010	Shimozono	.....	D15/28
D626,973	S	*	11/2010	Shimozono	.....	D15/28
D669,503	S	*	10/2012	Nomizo	.....	D15/28
8,297,718	B2	*	10/2012	Pringiers	.....	305/112
D672,792	S	*	12/2012	Nomizo	.....	D15/28
D694,283	S	*	11/2013	Shimozono et al.	.....	D15/28
2004/0066090	A1	*	4/2004	Akiyama et al.	.....	305/165
2009/0256280	A1	*	10/2009	Hirose et al.	.....	264/275
2009/0309415	A1	*	12/2009	Shimozono	.....	305/177
2010/0033010	A1	*	2/2010	Shimozono	.....	305/169
2011/0169324	A1	*	7/2011	Ijiri	.....	305/142
2012/0032502	A1	*	2/2012	Shimozono	.....	305/169
2012/0139334	A1	*	6/2012	Pringiers	.....	305/112
2012/0146401	A1	*	6/2012	Shimozono	.....	305/169

\* cited by examiner

*Primary Examiner* — Mark Goodwin

(74) *Attorney, Agent, or Firm* — Sughrue Mion, PLLC

(57) **CLAIM**

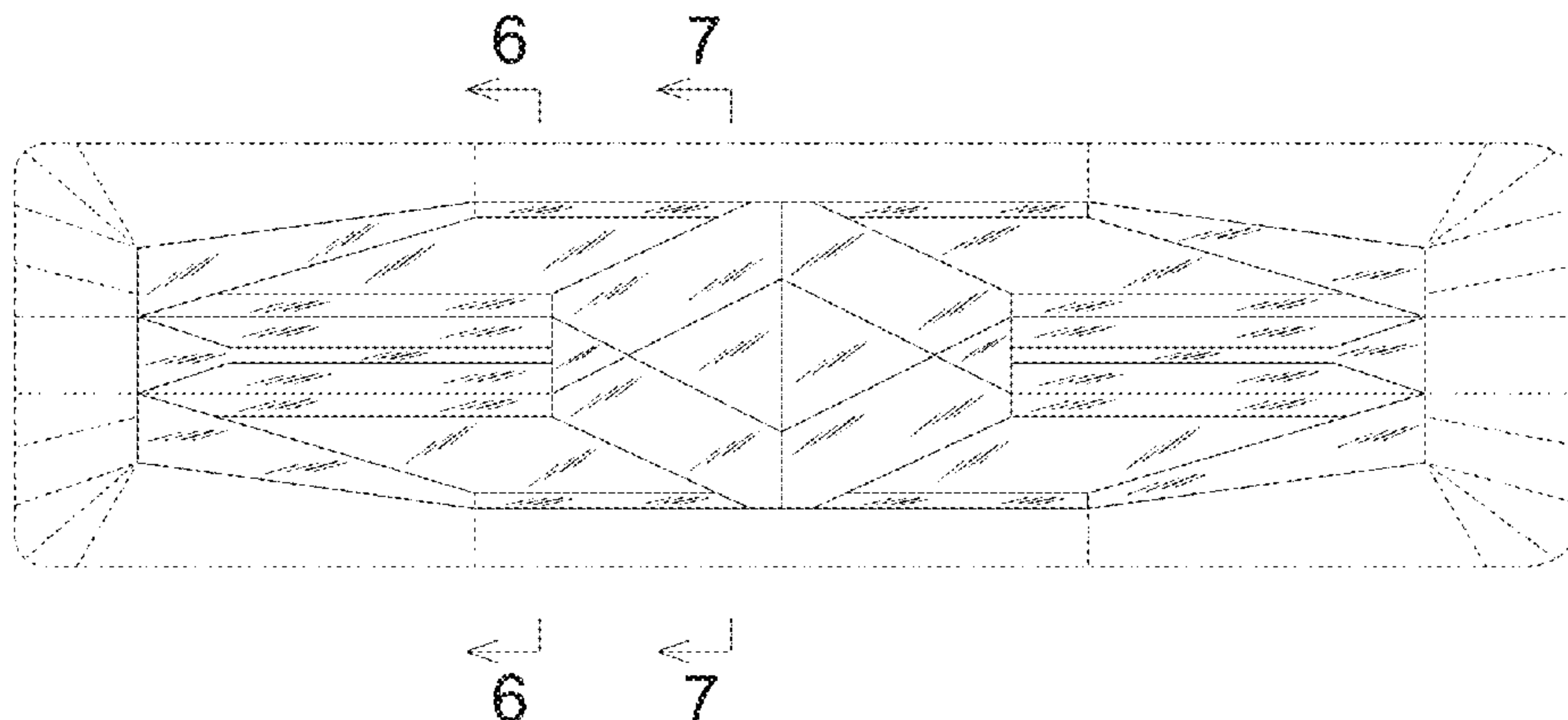
The ornamental design for a crawler pad for rubber crawlers, as shown and described.

**DESCRIPTION**

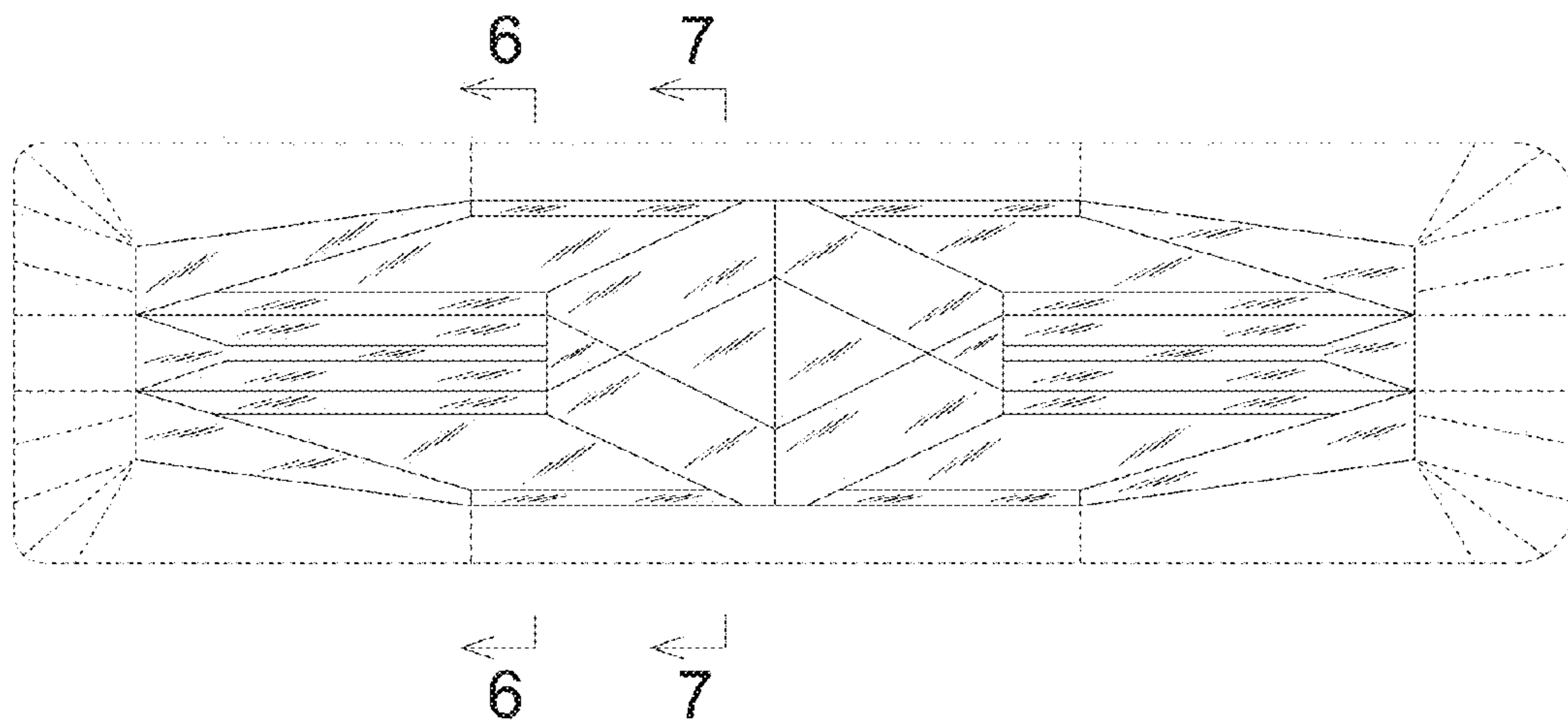
FIG. 1 is a front view of a crawler pad for rubber crawlers according to my new design;  
FIG. 2 is a top view thereof;  
FIG. 3 is a right side view thereof;  
FIG. 4 is a left side view thereof;  
FIG. 5 is a rear view thereof;  
FIG. 6 is a fragmentary enlarged view taken along line 6-6 in FIG. 1; and,  
FIG. 7 is a fragmentary enlarged view taken along line 7-7 in FIG. 1.

Features shown in broken lines are for illustrative purposes only, and form no part of the claimed invention.


**1 Claim, 7 Drawing Sheets**



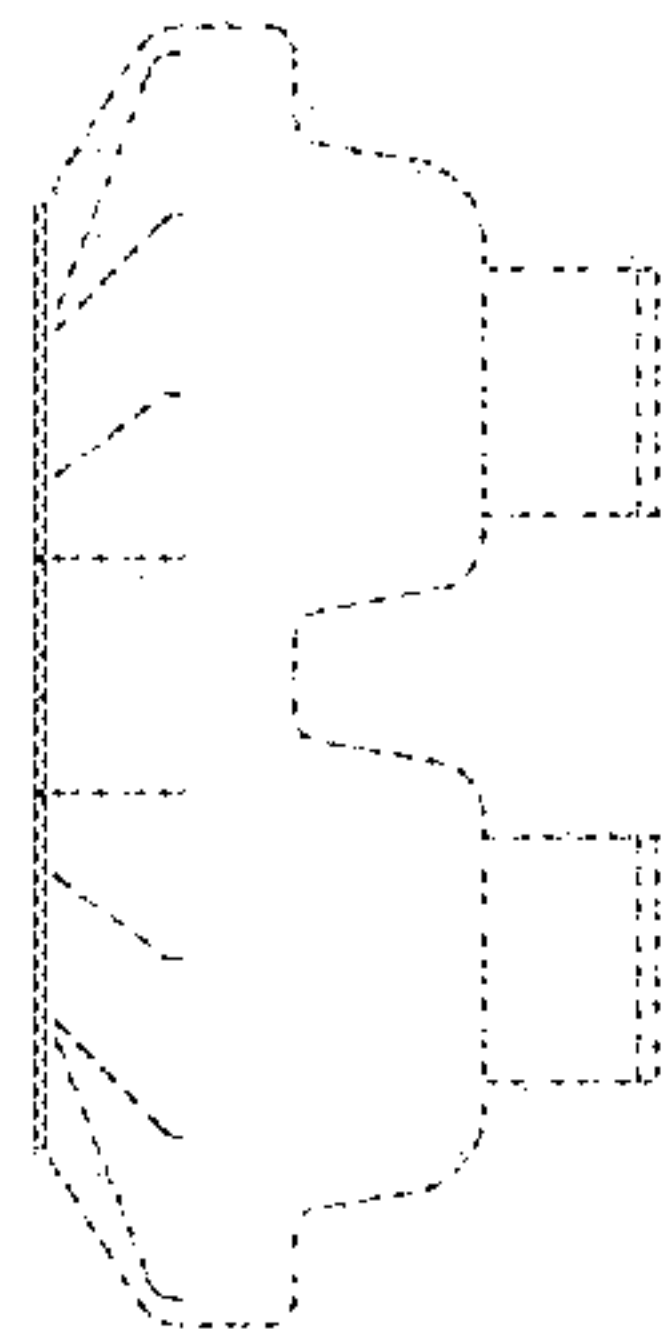
*FIG. 1*



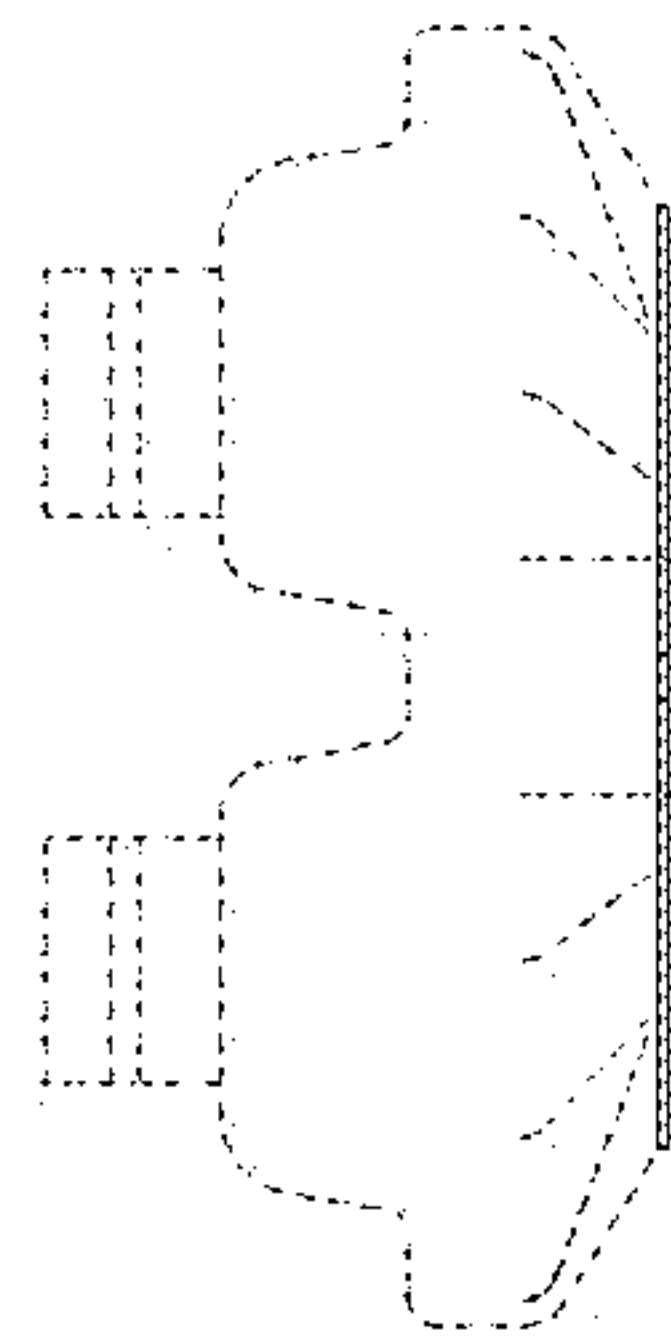
*FIG. 2*



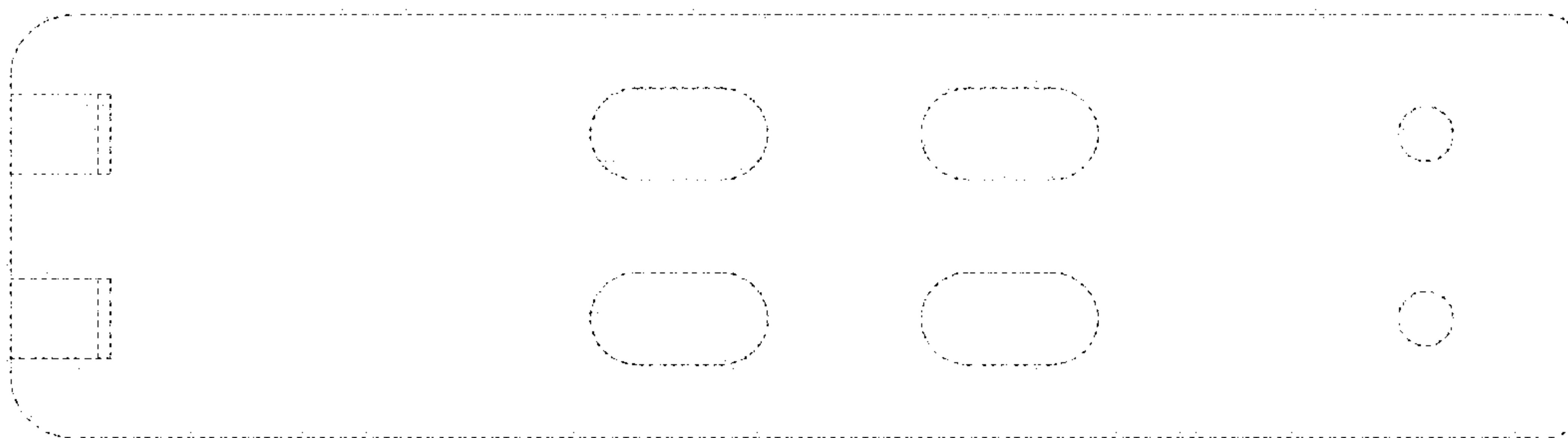
*FIG. 3*



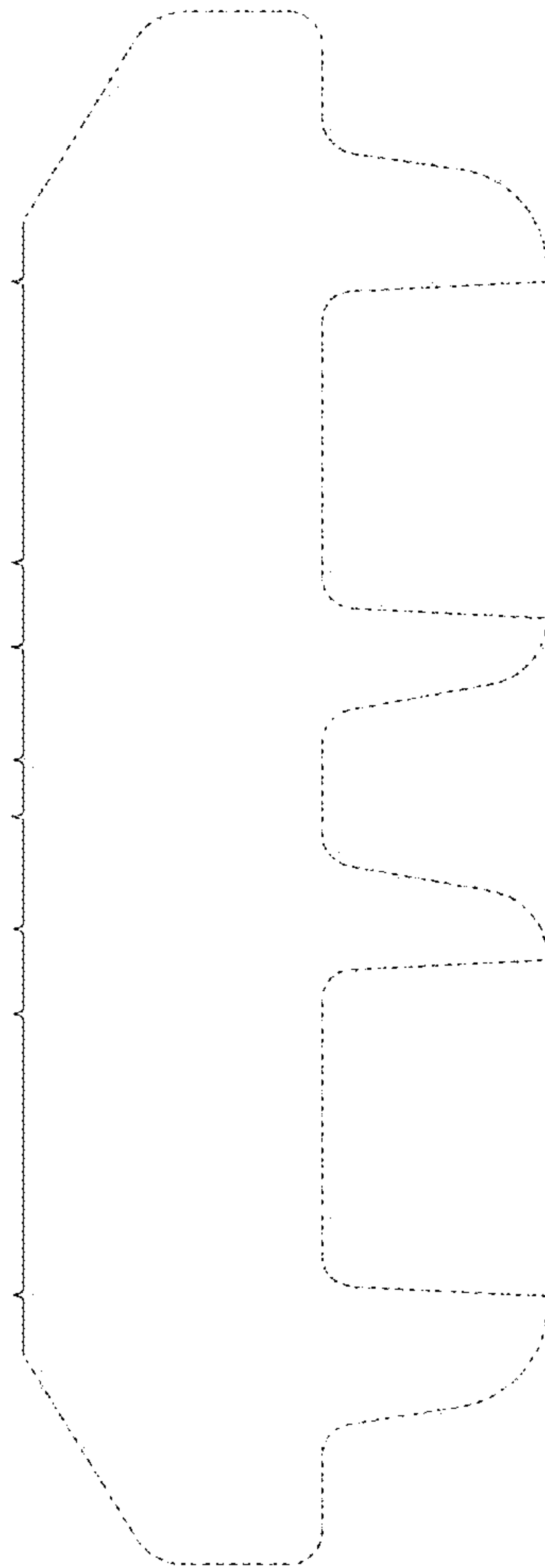
*FIG. 4*



*FIG. 5*



*FIG. 6*



*FIG. 7*

