



US00D724617S

(12) **United States Design Patent**
Shin et al.

(10) **Patent No.:** **US D724,617 S**
(45) **Date of Patent:** **** Mar. 17, 2015**

(54) **PORTABLE ELECTRONIC DEVICE WITH AN ANIMATED GRAPHICAL USER INTERFACE**

(75) Inventors: **Hang Sik Shin**, Kyunggi-do (KR); **Jung Hoon Park**, Seoul (KR); **Hyun Gok Yoo**, Kyunggi-do (KR); **Sungjoo Ahn**, Seoul (KR)

(73) Assignee: **Samsung Electronics Co., Ltd.**, Suwon-Si (KR)

(**) Term: **14 Years**

(21) Appl. No.: **29/425,936**

(22) Filed: **Jun. 28, 2012**

(51) **LOC (10) Cl.** **14-04**

(52) **U.S. Cl.**
USPC **D14/487**

(58) **Field of Classification Search**
USPC D14/485-495; D18/26, 31, 32, 33;
D20/11, 12, 23, 24, 25, 29, 30, 31, 32,
D20/36, 37, 38; 715/700-867, 961-978
See application file for complete search history.

(56) **References Cited**

U.S. PATENT DOCUMENTS

8,219,151	B2 *	7/2012	Park et al.	455/566
8,291,344	B2 *	10/2012	Chaudhri	715/838
8,600,762	B2 *	12/2013	Shin	704/275
2009/0249223	A1 *	10/2009	Barsook et al.	715/753
2010/0234077	A1 *	9/2010	Yoo et al.	455/566
2011/0035691	A1 *	2/2011	Kim	715/765
2011/0045816	A1 *	2/2011	Wang et al.	455/420
2011/0085682	A1 *	4/2011	Park	381/119
2011/0252350	A1 *	10/2011	Chaudhri	715/769

2011/0271182	A1 *	11/2011	Tsai et al.	715/702
2013/0024794	A1 *	1/2013	Ha et al.	715/765
2013/0078990	A1 *	3/2013	Kim et al.	455/422.1
2013/0179836	A1 *	7/2013	Han et al.	715/810
2013/0254714	A1 *	9/2013	Shin et al.	715/810
2013/0268877	A1 *	10/2013	Han et al.	715/769
2014/0026044	A1 *	1/2014	Kornstadt et al.	715/702
2014/0033127	A1 *	1/2014	Choi	715/825
2014/0040775	A1 *	2/2014	Stoop et al.	715/753

* cited by examiner

Primary Examiner — Ian Simmons

Assistant Examiner — Shannon Morgan

(74) *Attorney, Agent, or Firm* — Ladas & Parry LLP

(57) **CLAIM**

The ornamental design for a portable electronic device with an animated graphical user interface, as shown and described.

DESCRIPTION

FIG. 1 is a front view of a first image in a sequence of a portable electronic device with an animated graphical user interface showing our new design;

FIG. 2 is a front view of a second image thereof; and,

FIG. 3 is a front view of a third image thereof.

The appearance of the transitional image sequentially transitions between the images shown in FIGS. 1-3. No ornamental aspects are associated with the process or period in which one image transitions into another image.

The broken lines in FIGS. 1-3 of the portable electronic device with an animated graphical user interface are for the purpose of illustrating environment, and form no part of the claimed design.

1 Claim, 3 Drawing Sheets

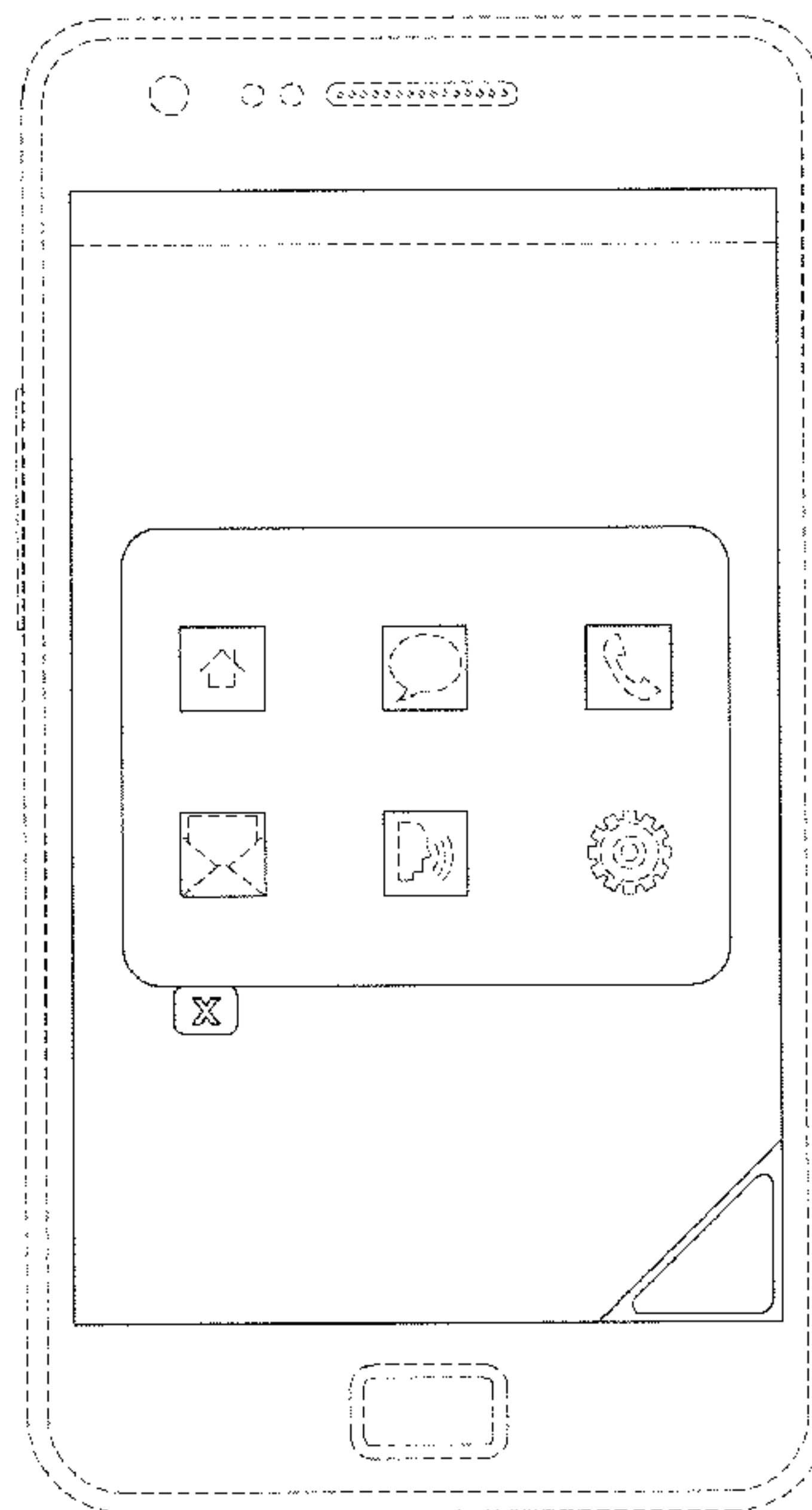
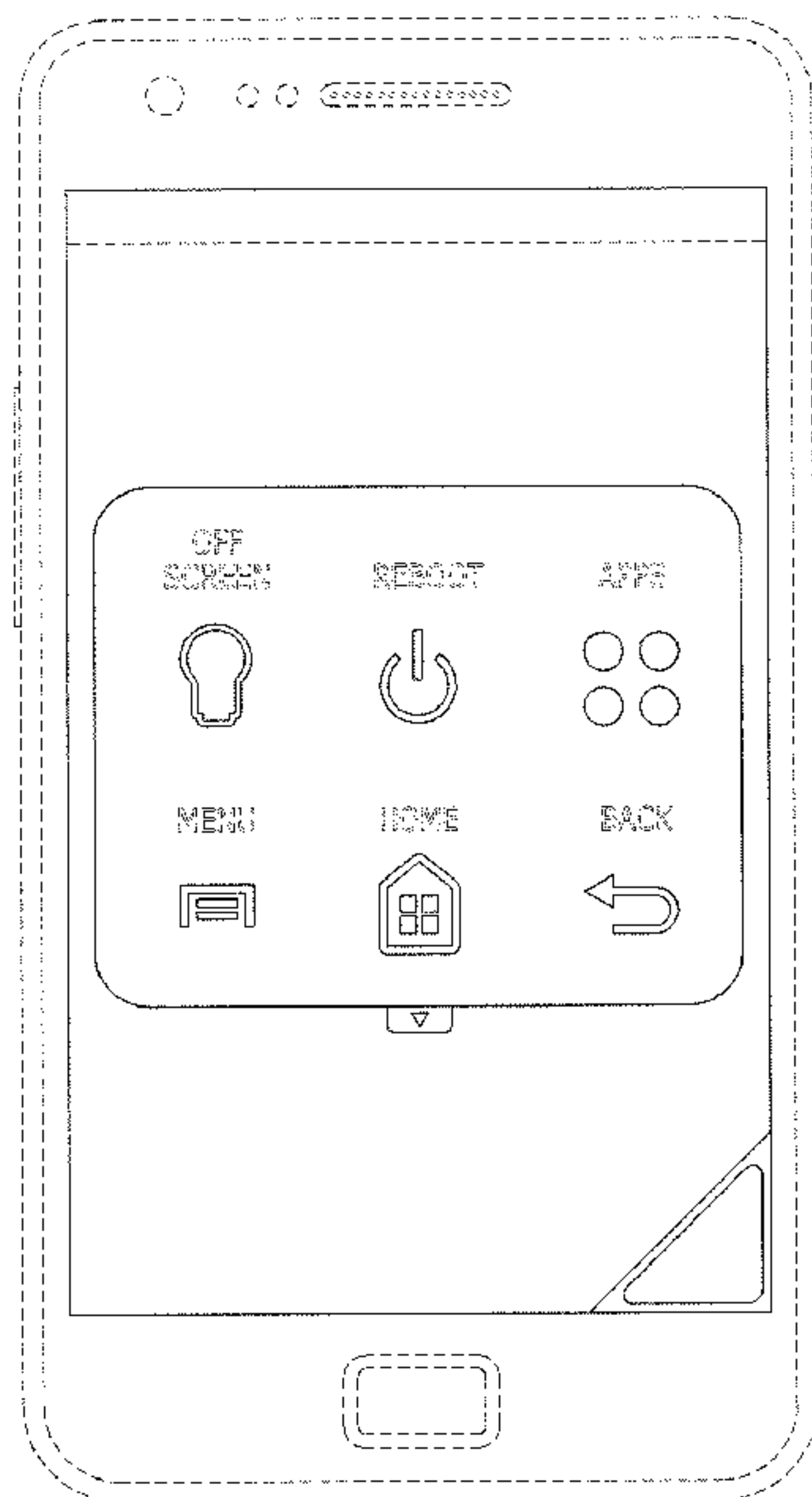


FIG. 1

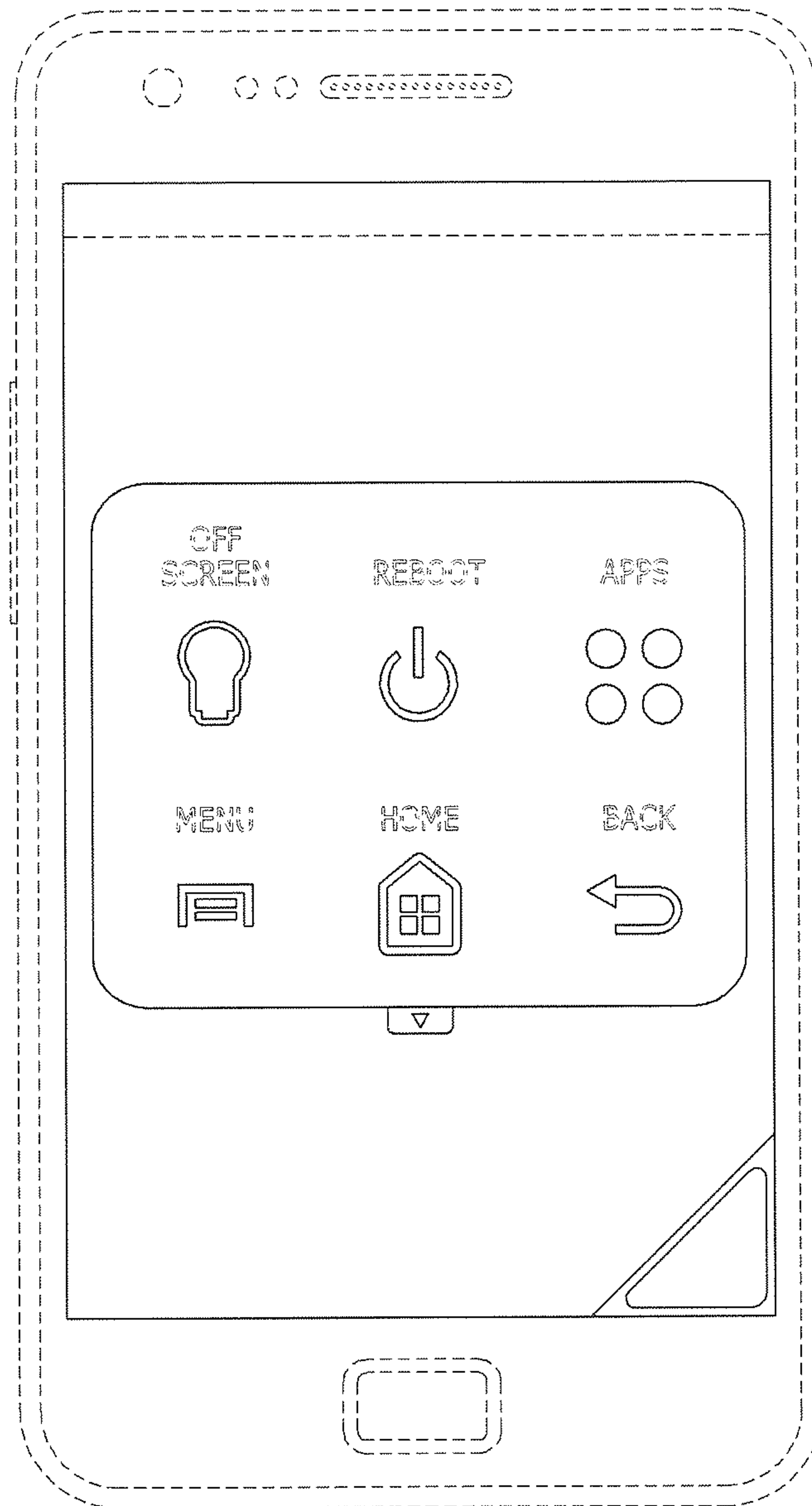


FIG. 2

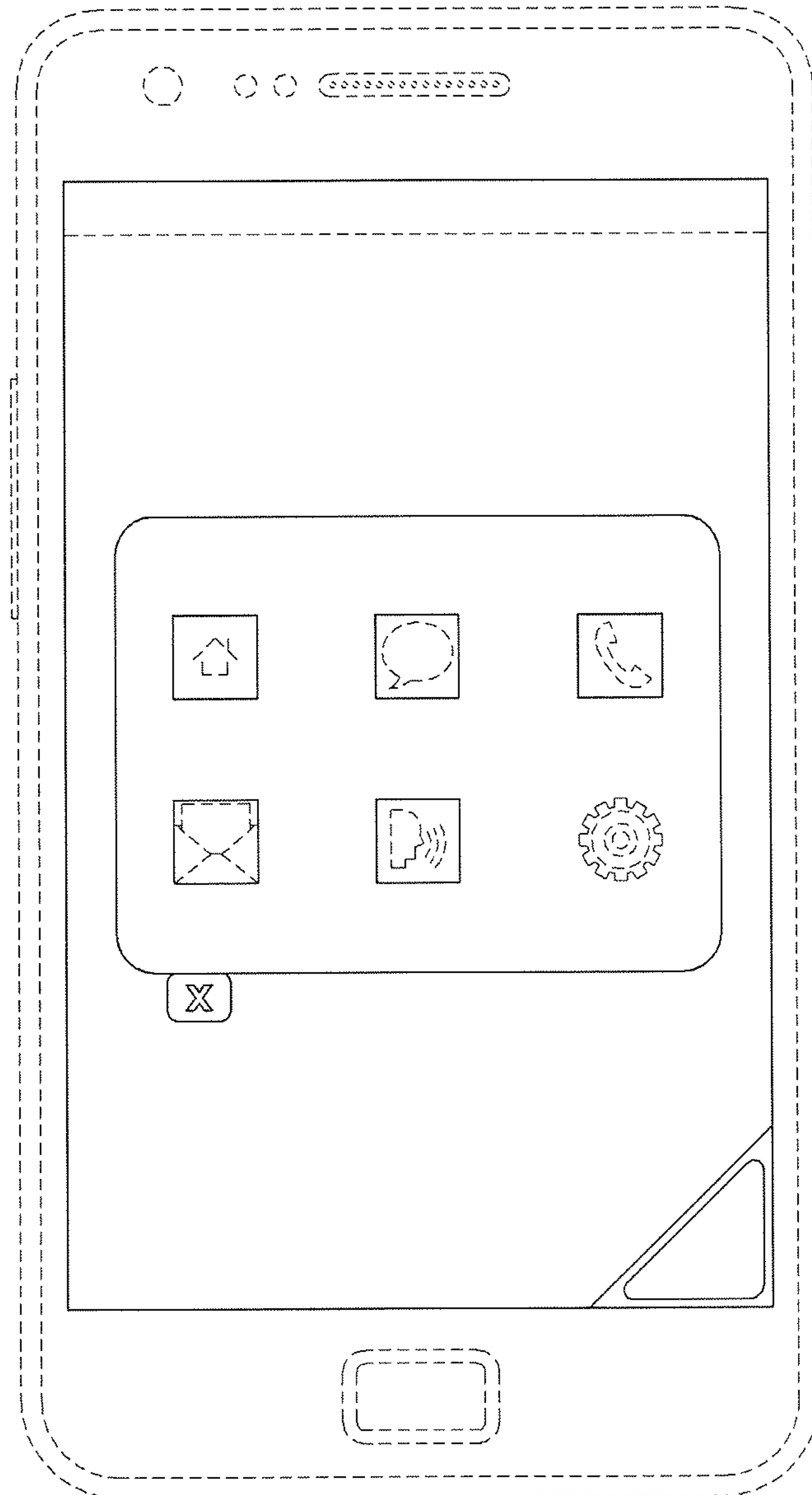


FIG. 3

