



US00D724613S

(12) **United States Design Patent**  
**Liu et al.**

(10) **Patent No.:** **US D724,613 S**  
(45) **Date of Patent:** **\*\* Mar. 17, 2015**

- (54) **DISPLAY SCREEN WITH TRANSITIONAL GRAPHICAL USER INTERFACE**
- (71) Applicant: **Microsoft Corporation**, Redmond, WA (US)
- (72) Inventors: **Peiyu Liu**, Seattle, WA (US); **Gautam Satalkar**, San Jose, CA (US); **Gaurang Prajapati**, Redmond, WA (US)
- (73) Assignee: **Microsoft Corporation**, Redmond, WA (US)

D582,926	S	*	12/2008	Blankenship et al.	.....	D14/485
D582,938	S	*	12/2008	Chen et al.	.....	D14/488
D583,387	S	*	12/2008	Chen et al.	.....	D14/488
D611,053	S	*	3/2010	Kanga et al.	.....	D14/485
D644,240	S	*	8/2011	Arnold et al.	.....	D14/487
D656,507	S	*	3/2012	Jones et al.	.....	D14/485
D658,675	S	*	5/2012	Gleasant et al.	.....	D14/488
D660,860	S	*	5/2012	Louch et al.	.....	D14/485
D664,984	S	*	8/2012	Lee et al.	.....	D14/488
D664,987	S	*	8/2012	Gleasant et al.	.....	D14/488
D669,911	S	*	10/2012	Arnold et al.	.....	D14/487
D670,731	S	*	11/2012	Arnold et al.	.....	D14/487
D670,732	S	*	11/2012	Arnold et al.	.....	D14/487
2003/0132966	A1	*	7/2003	Simas et al.	.....	345/764

(\*\*) Term: **14 Years**

\* cited by examiner

(21) Appl. No.: **29/436,575**

*Primary Examiner* — Karen E Kearney

(22) Filed: **Nov. 7, 2012**

*Assistant Examiner* — John Reickel

(51) **LOC (10) Cl.** ..... **14-04**

(74) *Attorney, Agent, or Firm* — Banner & Witcoff, Ltd.

(52) **U.S. Cl.**  
USPC ..... **D14/486**

(57) **CLAIM**

The ornamental design for a display screen with transitional graphical user interface, as shown and described.

(58) **Field of Classification Search**  
CPC ..... G06F 3/00; G06F 3/048; G06F 3/0481; G06F 3/04817; G06F 3/0482; G06F 3/0483; G06F 3/0484; G06F 3/04842; G06F 3/0486; G06F 3/4886; G06F 9/4443  
USPC ..... D14/485–495; 715/700–866  
See application file for complete search history.

**DESCRIPTION**


FIG. 1 is a front view of the first image in a sequence for a display screen with transitional graphical user interface showing our new design; and, FIG. 2 is the second image thereof. The appearance of the transitional user interface sequentially transitions between the images shown in FIGS. 1-2. The process or period in which one image transitions to another forms no part of the claimed design. The broken line showing of the remainder of the text and the user interface and display screen is for environmental purposes only and forms no part of the claimed design.

(56) **References Cited**

**U.S. PATENT DOCUMENTS**

5,995,101	A	*	11/1999	Clark et al.	.....	715/711
D528,549	S	*	9/2006	McLees et al.	.....	D14/485
D542,299	S	*	5/2007	Sadler et al.	.....	D14/488
D550,229	S	*	9/2007	Sato et al.	.....	D14/486
7,310,774	B1	*	12/2007	Arquie et al.	.....	715/734
D564,535	S	*	3/2008	Sadler et al.	.....	D14/487

**1 Claim, 2 Drawing Sheets**



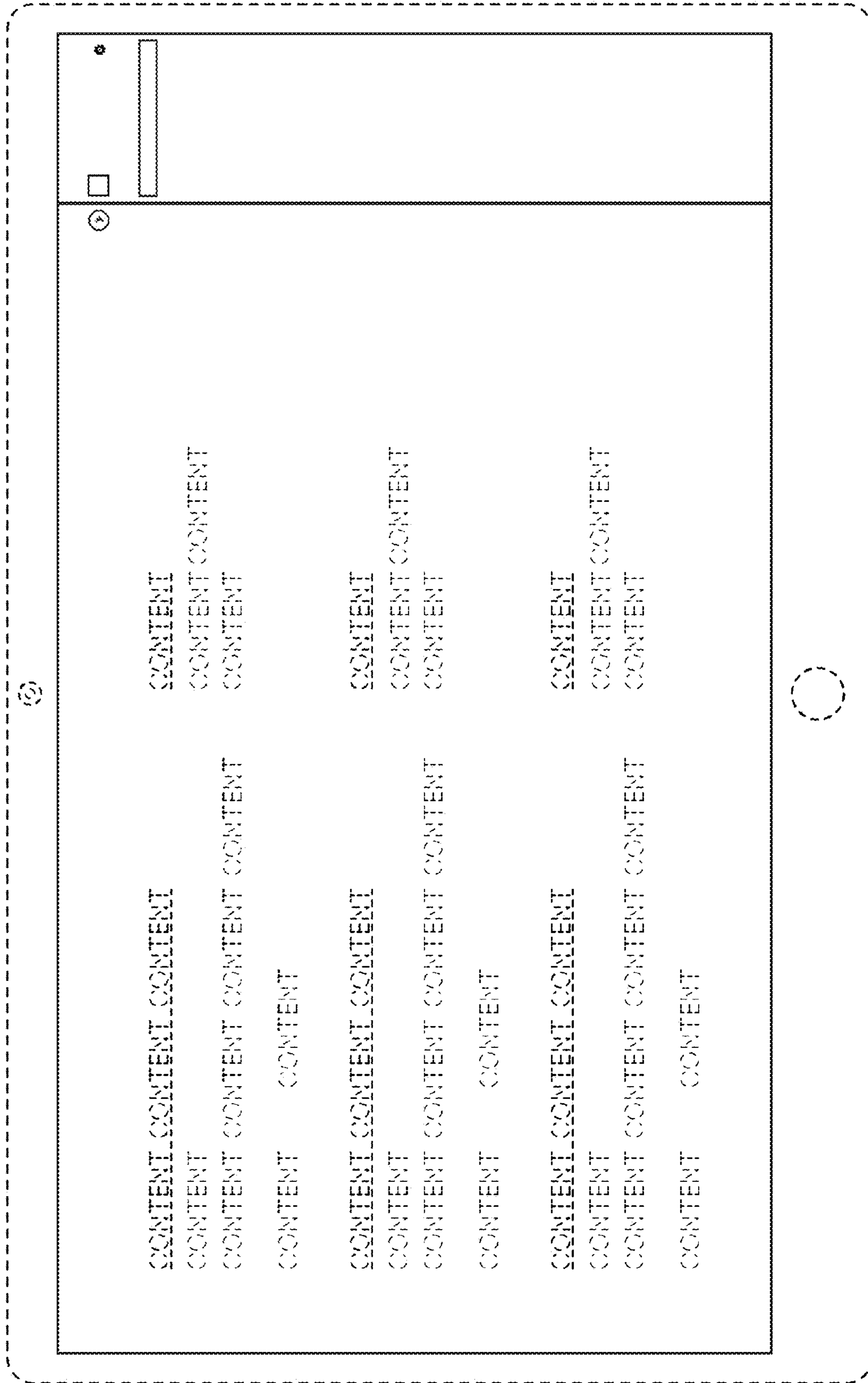


FIG. 1

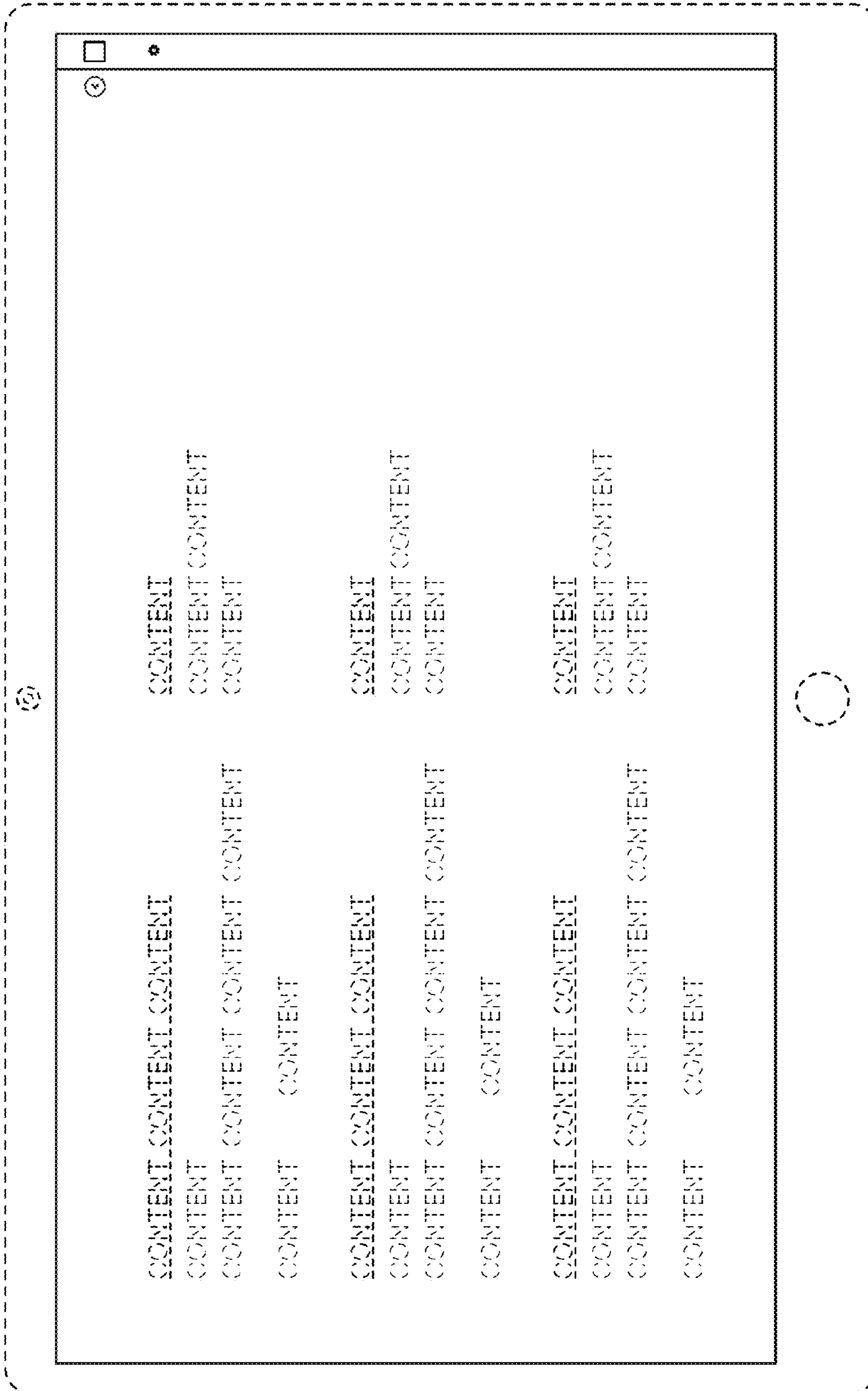


FIG. 2