



US00D724610S

(12) **United States Design Patent**
Lee et al.

(10) **Patent No.:** **US D724,610 S**
(45) **Date of Patent:** **** Mar. 17, 2015**

(54) **CELLULAR PHONE HAVING GRAPHICAL USER INTERFACE**

(75) Inventors: **Jina Lee**, Gyeonggi-do (KR); **Sooyoung Yang**, Seoul (KR)

(73) Assignee: **LG Electronics Inc.**, Seoul (KR)

(**) Term: **14 Years**

(21) Appl. No.: **29/426,409**

(22) Filed: **Jul. 5, 2012**

(30) **Foreign Application Priority Data**

Jan. 9, 2012 (KR) 30-2012-0001230

(51) **LOC (10) Cl.** **14-04**

(52) **U.S. Cl.**
USPC **D14/486**

(58) **Field of Classification Search**
CPC G06F 3/00; G06F 3/048; G06F 3/0481;
G06F 3/04817; G06F 3/0482; G06F 3/0483;
G06F 3/0484; G06F 3/04842; G06F 3/0486;
G06F 3/04886; G06F 9/4443
USPC D14/485-495; 715/700-866
See application file for complete search history.

(56) **References Cited**

U.S. PATENT DOCUMENTS

D467,252 S *	12/2002	Lee	D14/486
D493,148 S *	7/2004	Shibata et al.	D13/168
D519,515 S *	4/2006	Mugura	D14/485
D602,495 S *	10/2009	Um et al.	D14/486
D614,190 S *	4/2010	Um et al.	D14/486
D640,267 S *	6/2011	Jones et al.	D14/486

D640,268 S *	6/2011	Jones et al.	D14/486
D665,419 S *	8/2012	Pizzutelli et al.	D14/492
D668,259 S *	10/2012	Taniho et al.	D14/486
D674,401 S *	1/2013	Trumble et al.	D14/486
D678,302 S *	3/2013	Trumble et al.	D14/486
D689,515 S *	9/2013	Yang et al.	D14/489
D699,255 S *	2/2014	Kim et al.	D14/486
D701,236 S *	3/2014	Hatta	D14/486
D707,695 S *	6/2014	Fujioka	D14/486
D708,632 S *	7/2014	Baumann	D14/488
2010/0107103 A1 *	4/2010	Wallaert et al.	715/771
2010/0162111 A1 *	6/2010	Amundson et al.	715/702
2011/0029865 A1 *	2/2011	Gilland et al.	715/702
2013/0062176 A1 *	3/2013	Schuh	200/5 A
2013/0087628 A1 *	4/2013	Nelson et al.	236/51

* cited by examiner

Primary Examiner — Eric Goodman

Assistant Examiner — John Reickel

(74) *Attorney, Agent, or Firm* — Morgan, Lewis & Bockius LLP

(57) **CLAIM**

The ornamental design for a cellular phone having graphical user interface, as shown and described.

DESCRIPTION

FIG. 1 is a front, right side, perspective view of a cellular phone having graphical user interface showing our new design;

FIG. 2 is a front view thereof; and,

FIG. 3 is an enlarged view of the graphical user interface.

The broken line showing of a cellular phone is included for the purpose of illustrating environmental structure and forms no part of the claimed design.

1 Claim, 3 Drawing Sheets

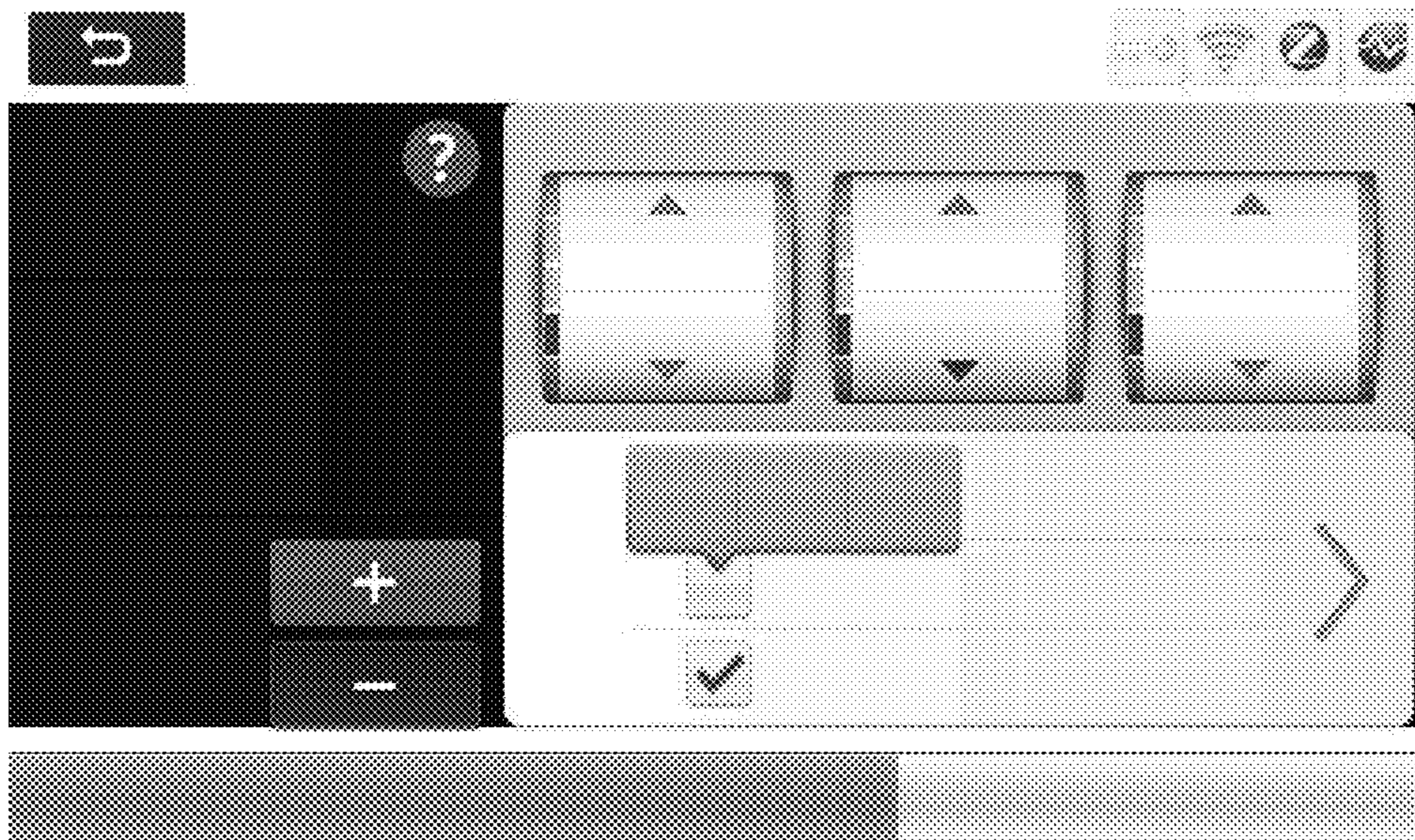


FIG. 1

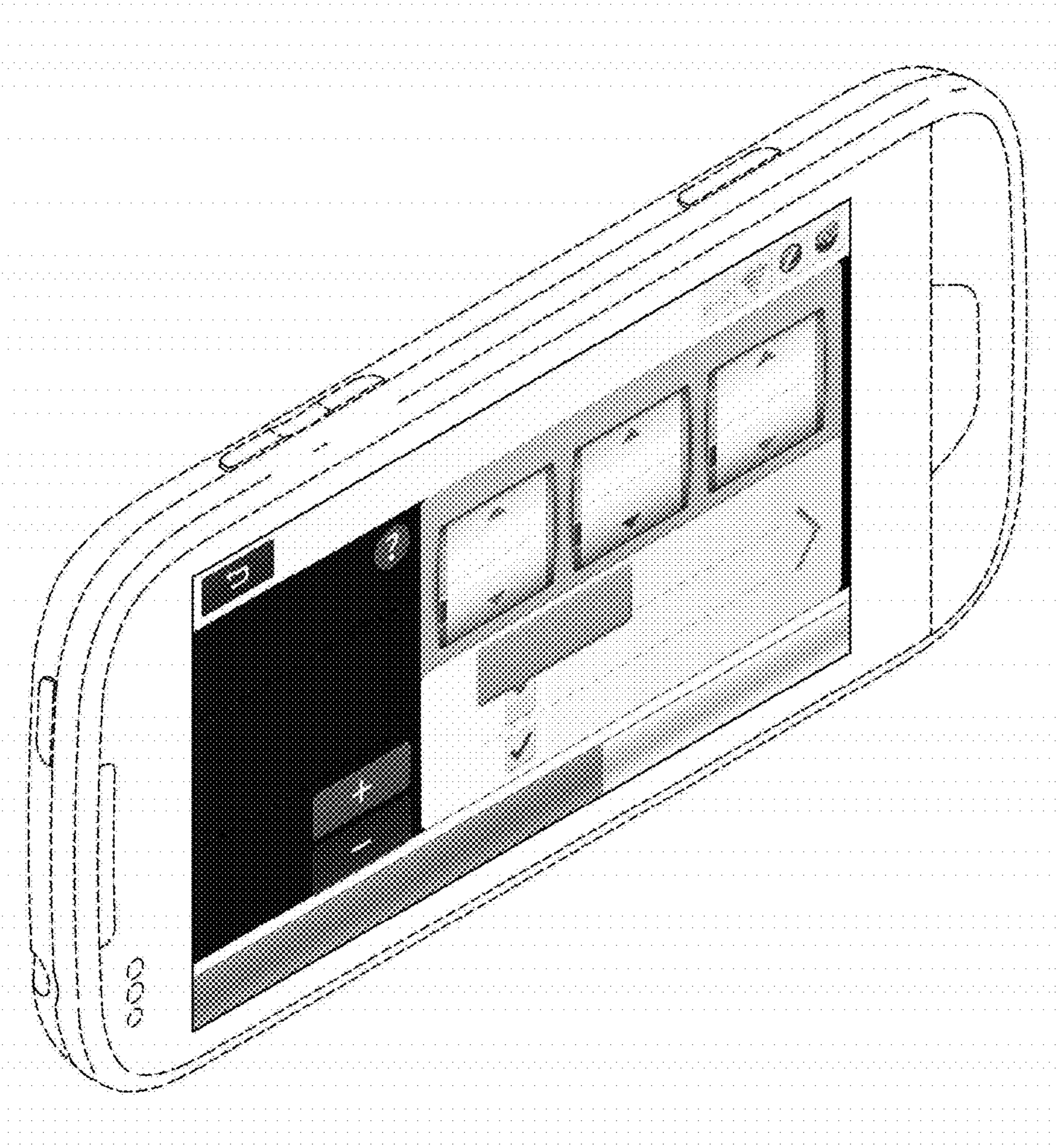


FIG. 2

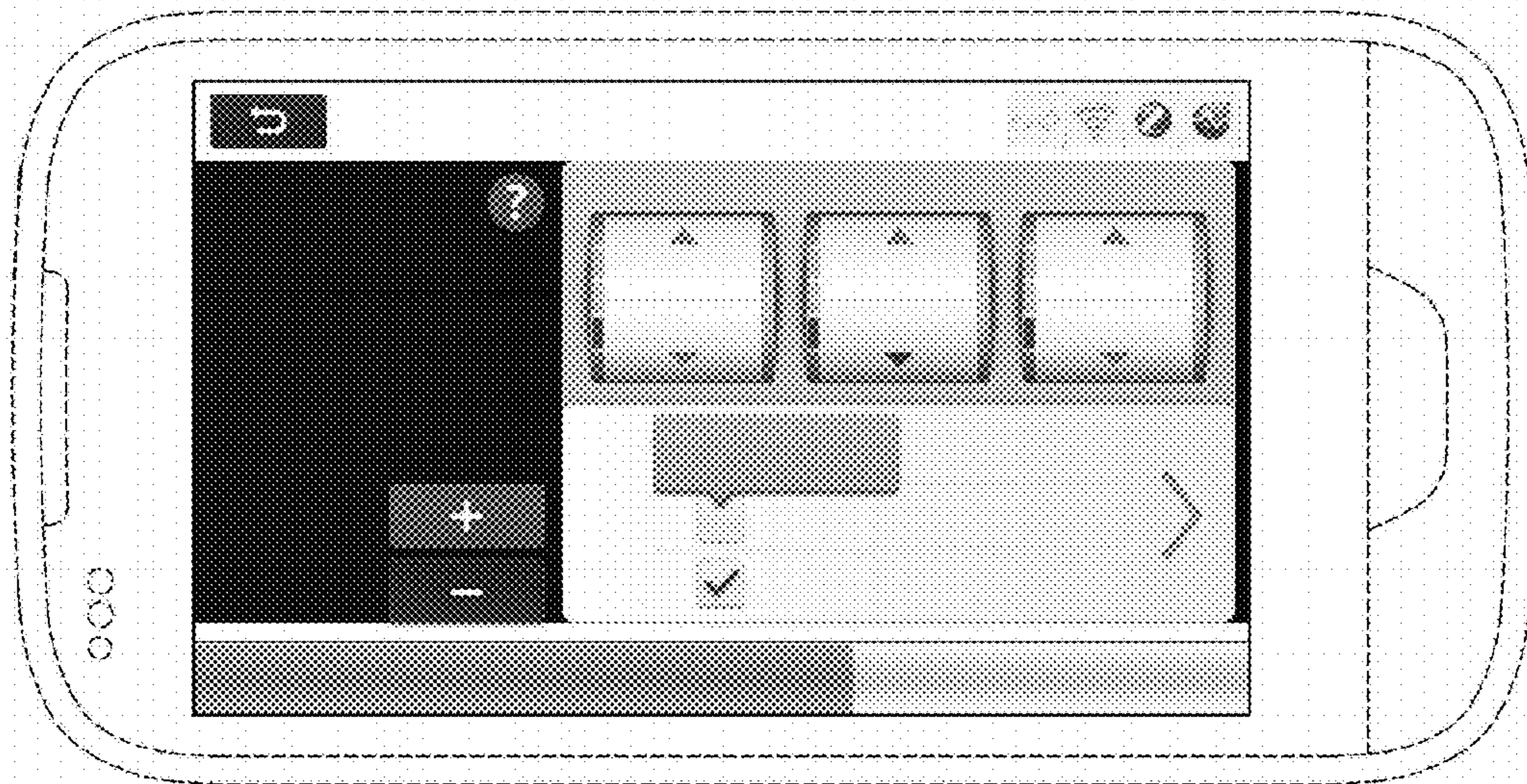


FIG. 3

