



US00D724589S

(12) **United States Design Patent**  
**Ozolins et al.**

(10) **Patent No.:** **US D724,589 S**  
(45) **Date of Patent:** **\*\* Mar. 17, 2015**

(54) **KEYBOARD**

(71) Applicant: **Bloomberg Finance L.P.**, New York, NY (US)  
(72) Inventors: **Helmars E. Ozolins**, Orient, NY (US); **Masamichi Udagawa**, New York, NY (US); **Sean Roarty**, Ossining, NY (US); **Avram Kaufman**, New York, NY (US); **Christopher William Zimman**, New York, NY (US); **Stanislaw Skowronek**, New York, NY (US)  
(73) Assignee: **Bloomberg Finance L.P.**, New York, NY (US)

(\*\*) Term: **14 Years**

(21) Appl. No.: **29/468,239**

(22) Filed: **Sep. 27, 2013**

(51) **LOC (10) Cl.** ..... **14-02**

(52) **U.S. Cl.**  
USPC ..... **D14/392**

(58) **Field of Classification Search**  
USPC ..... D14/315-327, 455, 456, 391-399, 485, D14/486; D18/1, 2, 7, 11; 235/145 A, 145 R; 341/22, 23; 345/156, 157, 168, 169, 345/173; 361/679.08, 679.09, 679.26, 361/679.27; 348/373; 715/783; 400/472, 400/486, 489; 200/5 A, 5 R, 6 A, 6 R, 600  
See application file for complete search history.

(56) **References Cited**

**U.S. PATENT DOCUMENTS**

5,717,430 A 2/1998 Copland et al.  
6,215,420 B1 \* 4/2001 Harrison et al. .... 341/22

D492,308 S 6/2004 Ozolins et al.  
D516,070 S 2/2006 Ozolins et al.  
7,046,234 B2 5/2006 Ozolins  
7,364,473 B2 \* 4/2008 Ohta ..... 439/694  
D579,450 S 10/2008 Ozolins et al.  
D599,349 S \* 9/2009 Meyer et al. .... D14/391  
D604,736 S \* 11/2009 Andre et al. .... D14/392  
D626,555 S \* 11/2010 Huang ..... D14/392  
8,232,967 B2 7/2012 Ozolins  
2004/0066611 A1 \* 4/2004 Wu ..... 361/680

\* cited by examiner

*Primary Examiner* — Freda S Nunn

(74) *Attorney, Agent, or Firm* — Jon E. Gordon; Frommer Lawrence & Haug LLP

(57) **CLAIM**

We claim the ornamental design for a keyboard, as shown and described.

**DESCRIPTION**

FIG. 1 is a top front perspective view of a keyboard in accordance with the present design;  
FIG. 2 is a top rear perspective view thereof.  
FIG. 3 is a top view thereof;  
FIG. 4 is a bottom view thereof;  
FIG. 5 is a rear view thereof;  
FIG. 6 is a front view thereof;  
FIG. 7 is a right side view thereof; and,  
FIG. 8 is a left side view thereof.  
Broken lines shown in the drawings illustrate portions of the keyboard, and form no part of the claimed design.

**1 Claim, 5 Drawing Sheets**

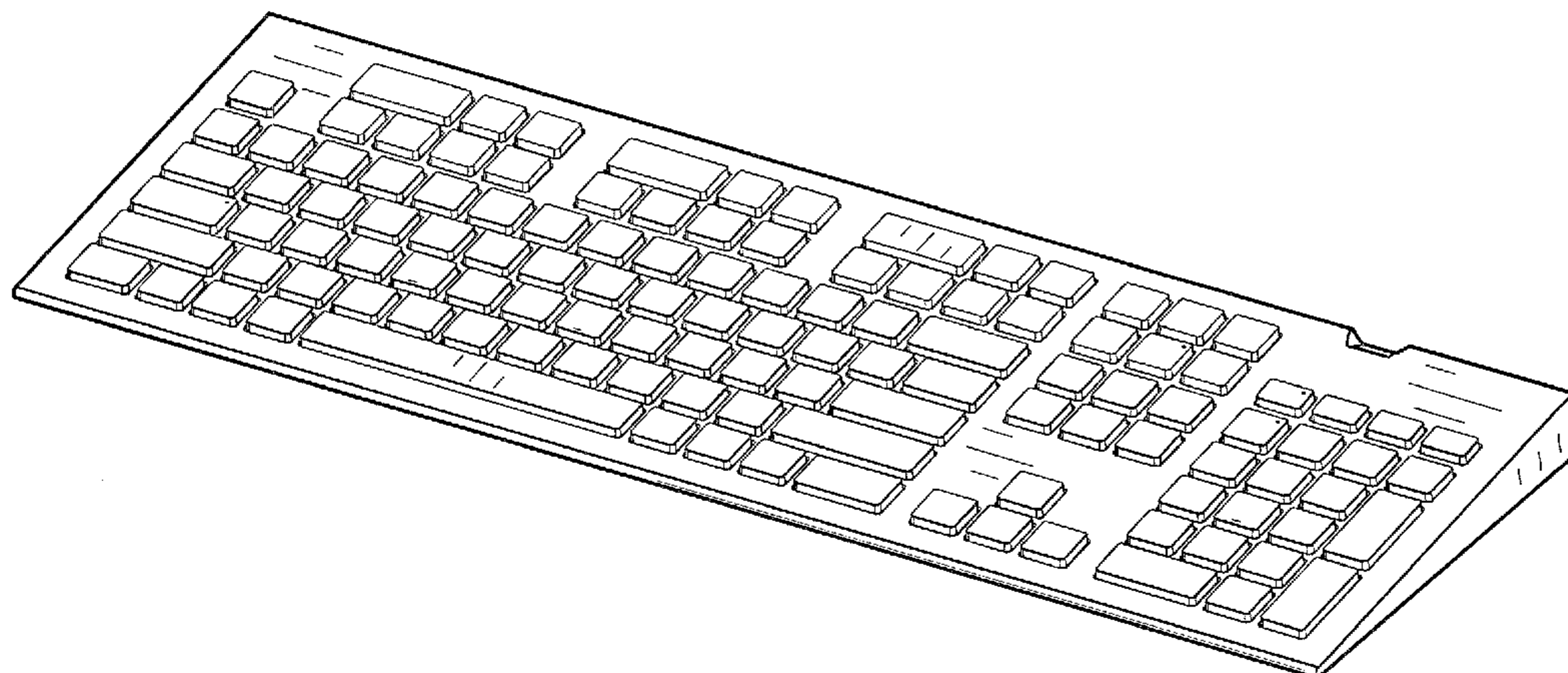


FIG. 1

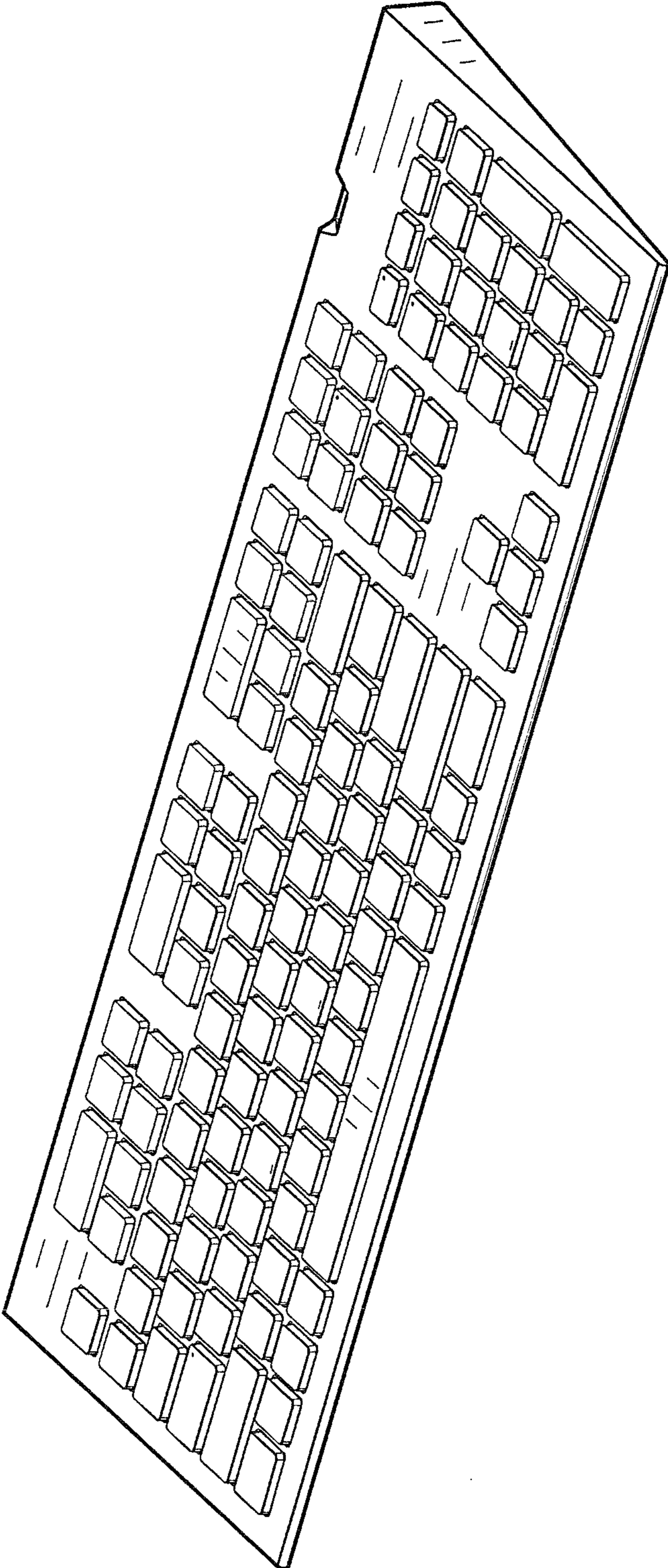




FIG. 2

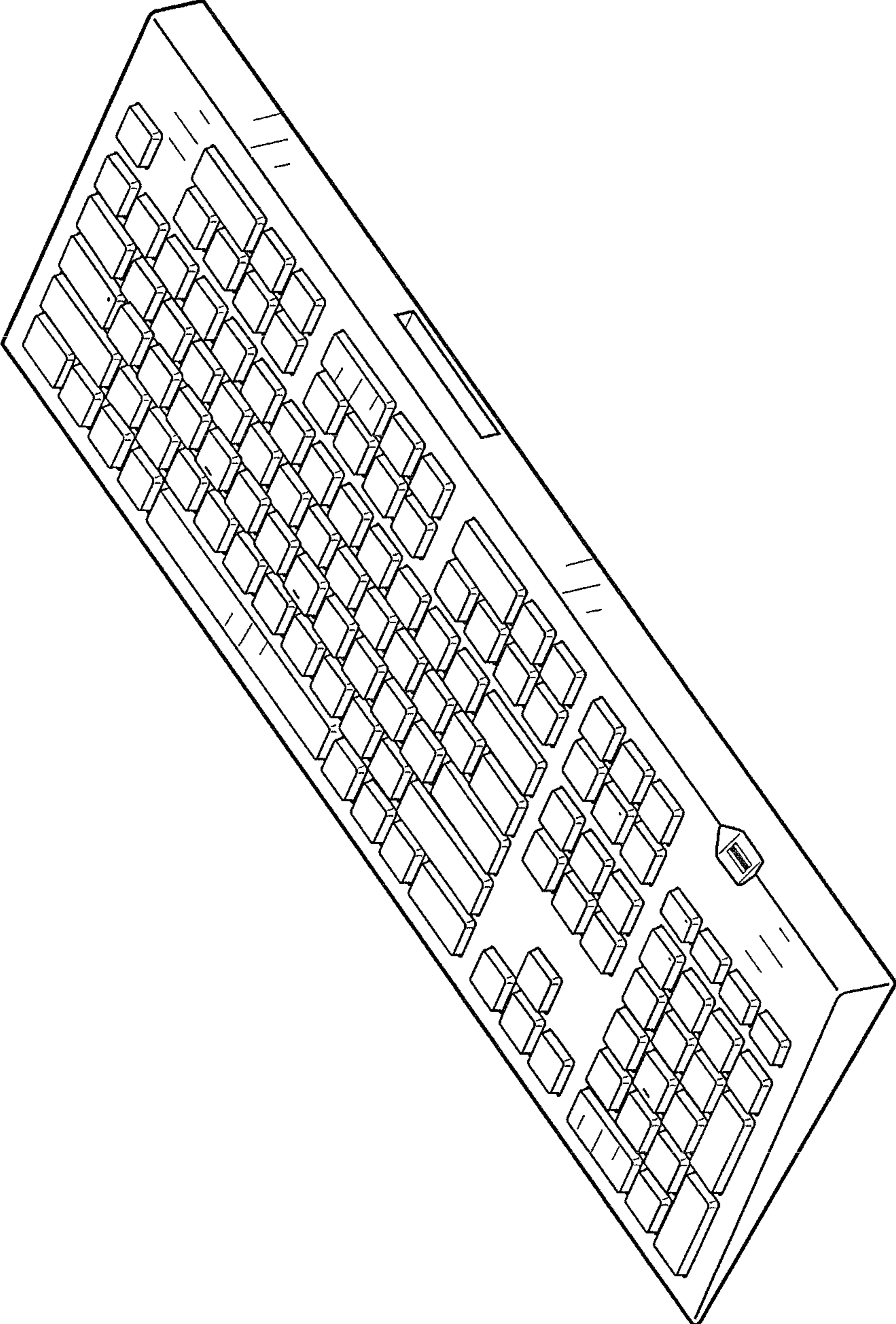


FIG. 3




FIG. 4




FIG. 5



FIG. 6

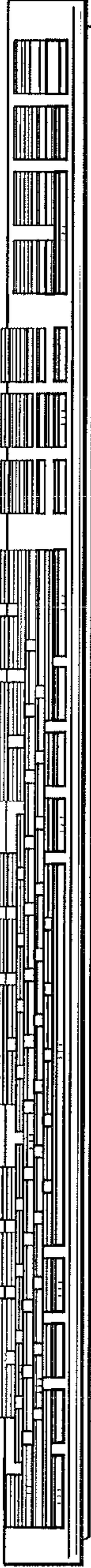


FIG. 7



FIG. 8

