



US00D724587S

(12) **United States Design Patent**
Choo et al.

(10) **Patent No.:** **US D724,587 S**
(45) **Date of Patent:** **** Mar. 17, 2015**

(54) **HEAD MOUNTED DISPLAY DEVICE**

(71) Applicant: **LG Electronics Inc.**, Seoul (KR)

(72) Inventors: **Zhimin Choo**, Seoul (KR); **Seihyun Cho**, Seoul (KR); **Sanghyuck Lee**, Seoul (KR); **Soonhyun Park**, Seoul (KR)

(73) Assignee: **LG Electronics Inc.**, Seoul (KR)

(**) Term: **14 Years**

(21) Appl. No.: **29/502,461**

(22) Filed: **Sep. 16, 2014**

(30) **Foreign Application Priority Data**

Mar. 17, 2014 (KR) 30-2014-0013284

(51) **LOC (10) Cl.** **14-02**

(52) **U.S. Cl.**
USPC **D14/372**

(58) **Field of Classification Search**
CPC G02B 27/017; G02B 27/0158; G02B 27/0161; G02B 27/0181; G02B 27/0185; G02B 27/0189
USPC D14/372, 496, 432, 371, 125, 126, 129, D14/299; D16/300-342; 351/158, 153, 144; 345/7-9, 905; 455/344; 348/115, 53, 348/121, 739
See application file for complete search history.

(56) **References Cited**

U.S. PATENT DOCUMENTS

D654,448 S * 2/2012 Iba et al. D14/126
D659,739 S * 5/2012 Olsson et al. D16/300

D671,589 S * 11/2012 Olsson D16/300
D697,962 S * 1/2014 Olsson D16/300
D701,506 S * 3/2014 Pombo D14/372
D703,724 S * 4/2014 Olsson D16/300
D703,726 S * 4/2014 Heinrich D16/309
D708,181 S * 7/2014 Olsson et al. D14/372
D710,355 S * 8/2014 Brandt D14/372
D710,427 S * 8/2014 Kim et al. D16/300
D711,373 S * 8/2014 Lee et al. D14/372
D713,406 S * 9/2014 Pombo et al. D14/372
D715,295 S * 10/2014 Lee et al. D14/372
2004/0113867 A1 * 6/2004 Tomine et al. 345/8

* cited by examiner

Primary Examiner — Austin Murphy

(74) *Attorney, Agent, or Firm* — Birch, Stewart, Kolasch & Birch, LLP

(57) **CLAIM**

The ornamental design for a head mounted display device, as shown and described.

DESCRIPTION

FIG. 1 is a perspective view of a head mounted display device showing our new design;
FIG. 2 is a front view thereof;
FIG. 3 is a rear view thereof;
FIG. 4 is a left side view thereof;
FIG. 5 is a right side view thereof;
FIG. 6 is a top plan view thereof;
FIG. 7 is a bottom plan view thereof; and,
FIG. 8 is a side view thereof, showing the article in an alternate position of use; and,
FIG. 9 is an alternate view of FIG. 1 showing a transparent portion of the article depicted in parallel diagonal lines.
The broken lines show unclaimed subject matter only and form no part of the claimed design.

1 Claim, 7 Drawing Sheets

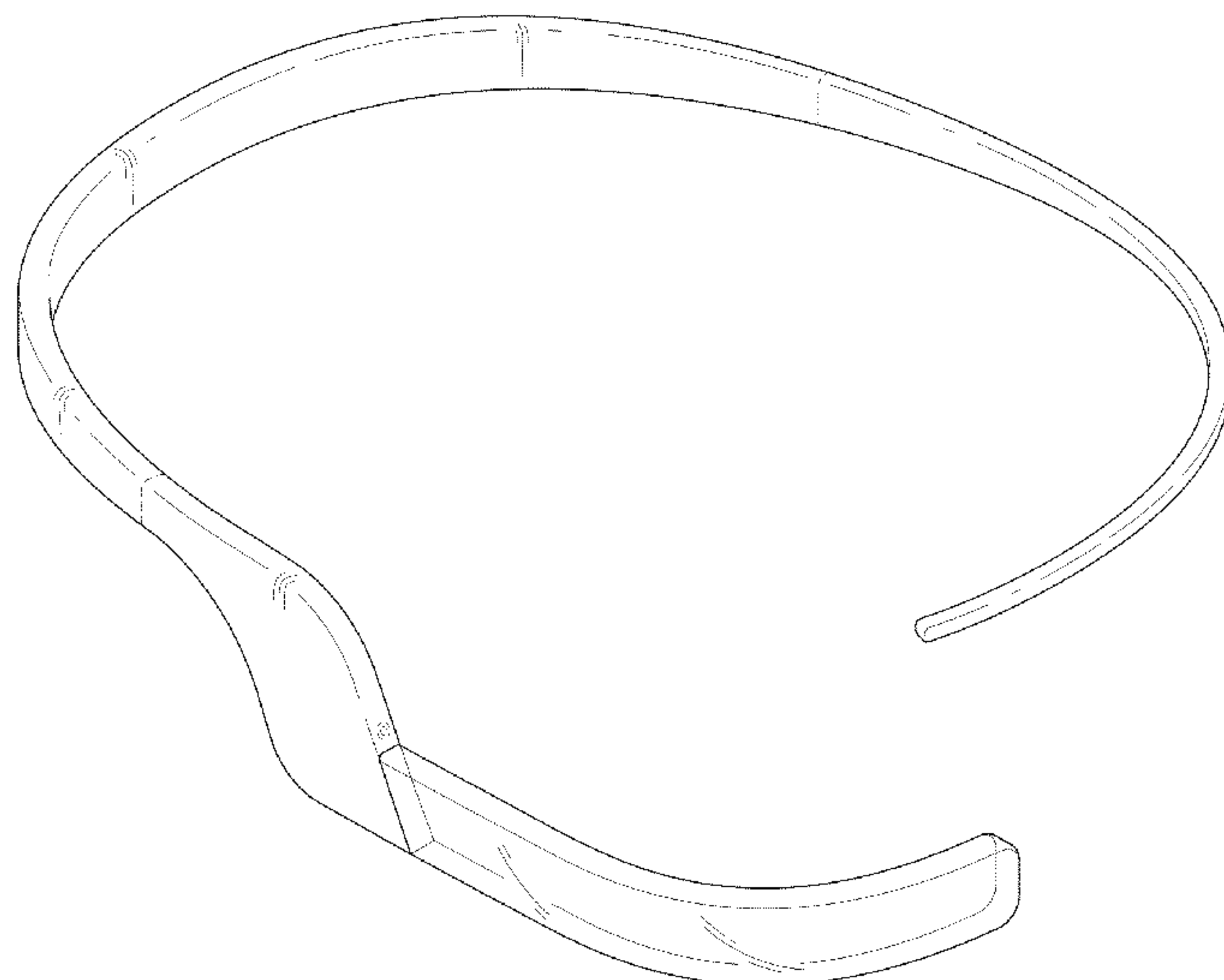


FIG. 1

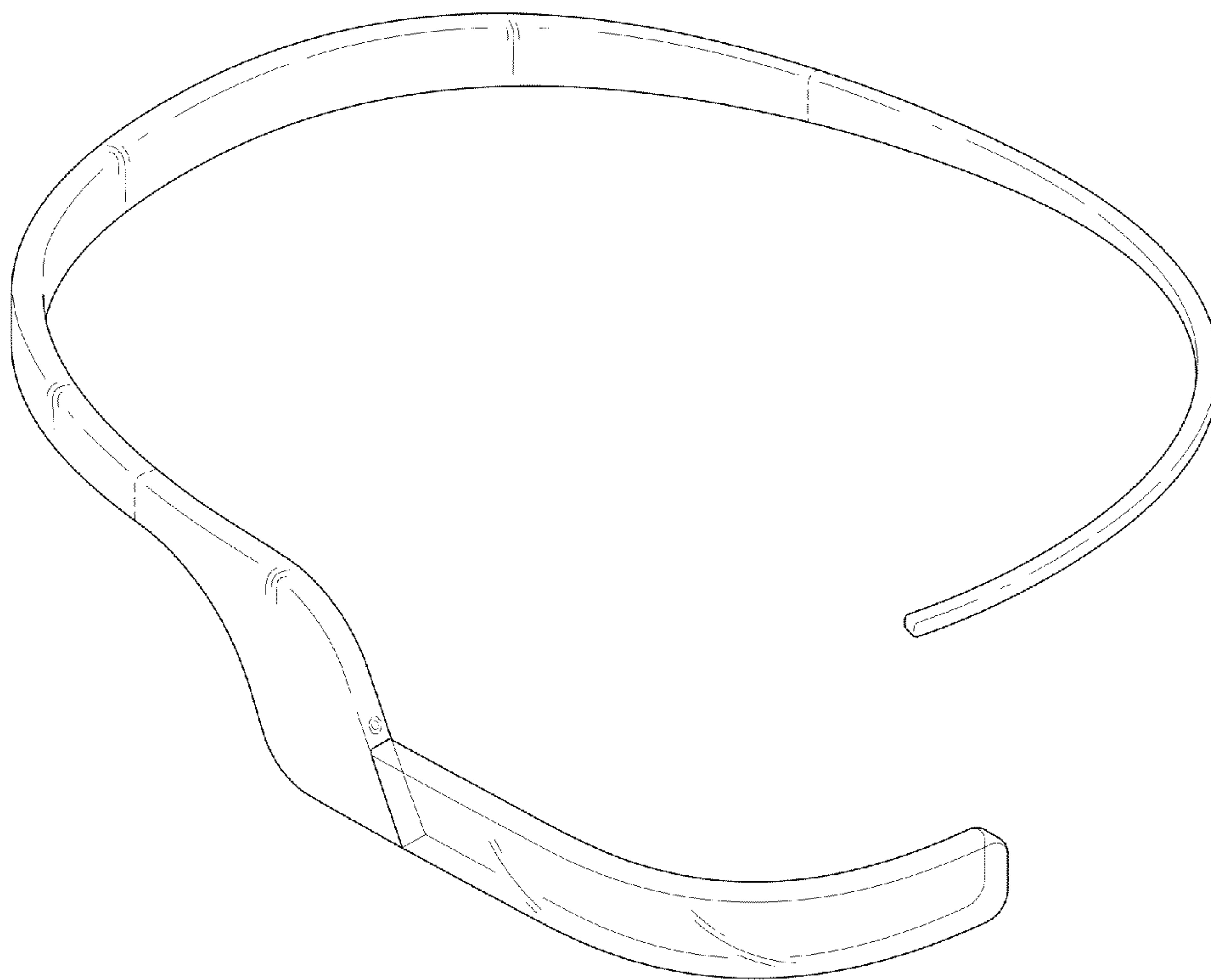


FIG. 2

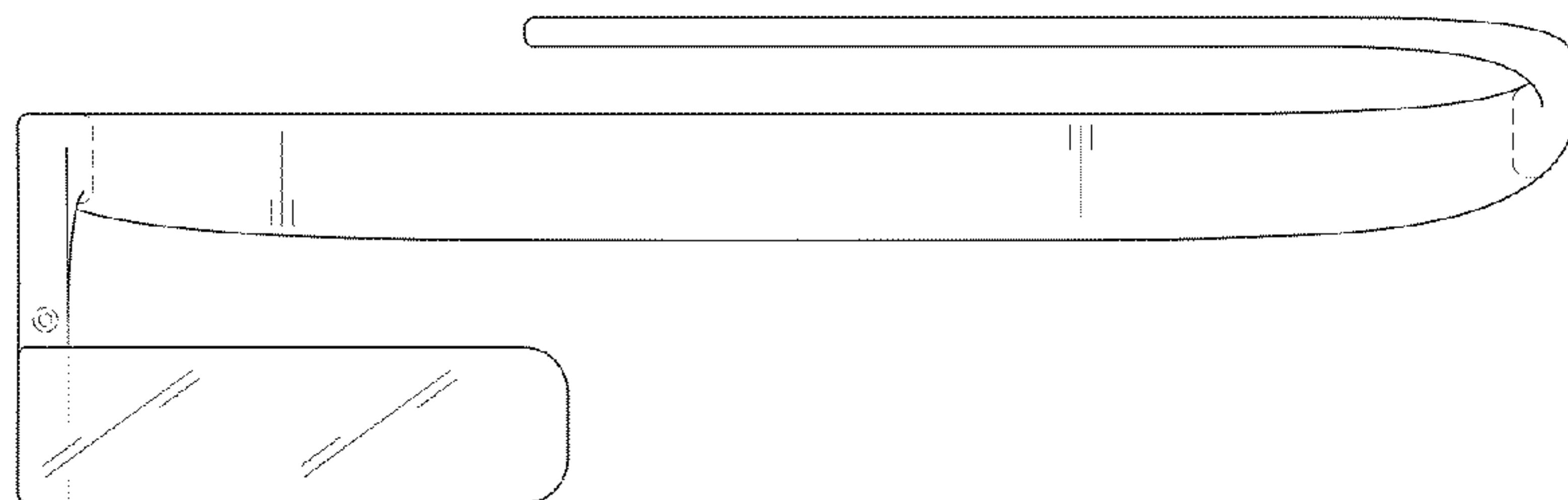


FIG. 3

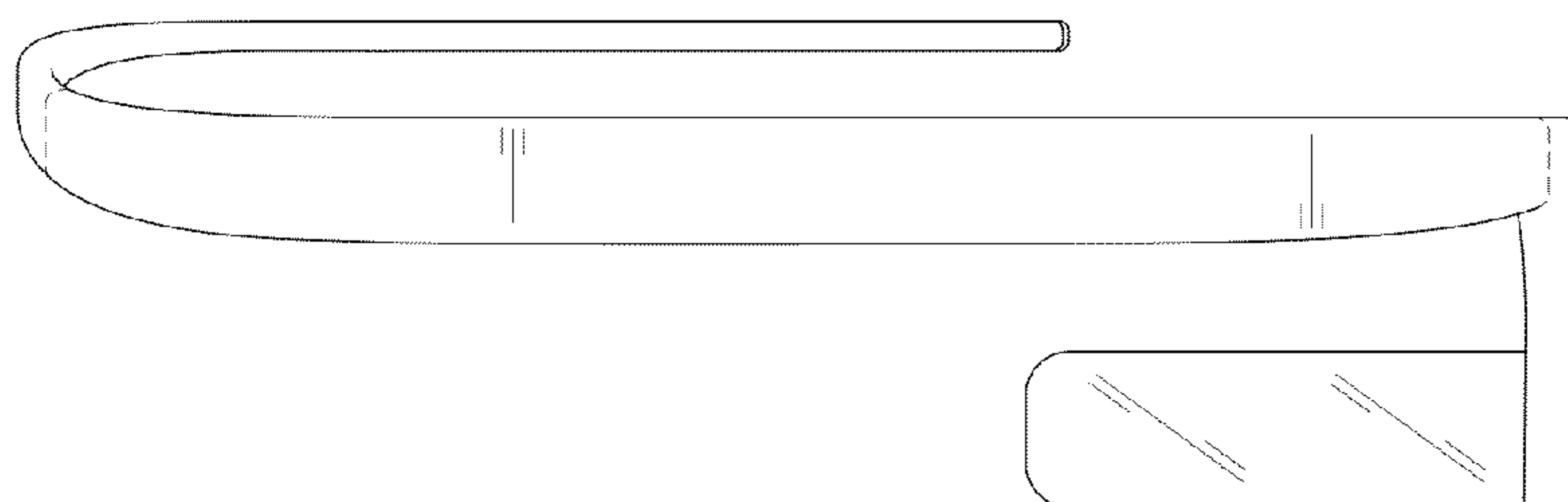


FIG. 4

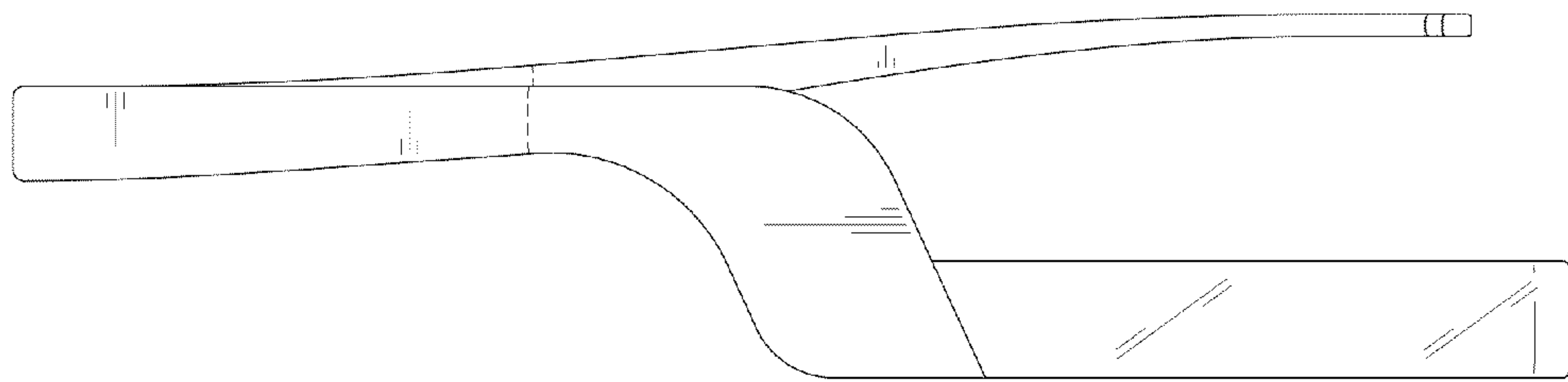


FIG. 5

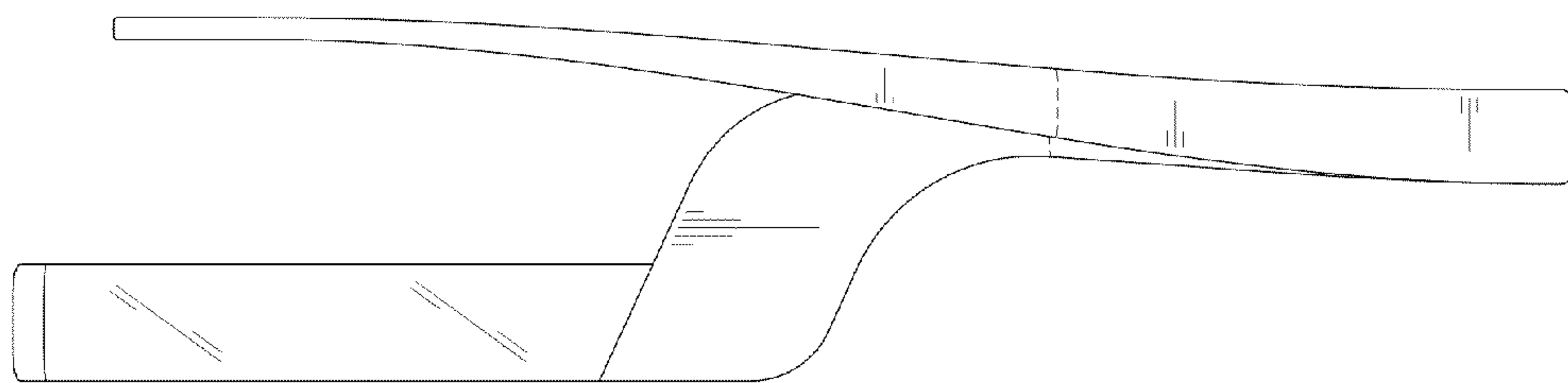


FIG. 6

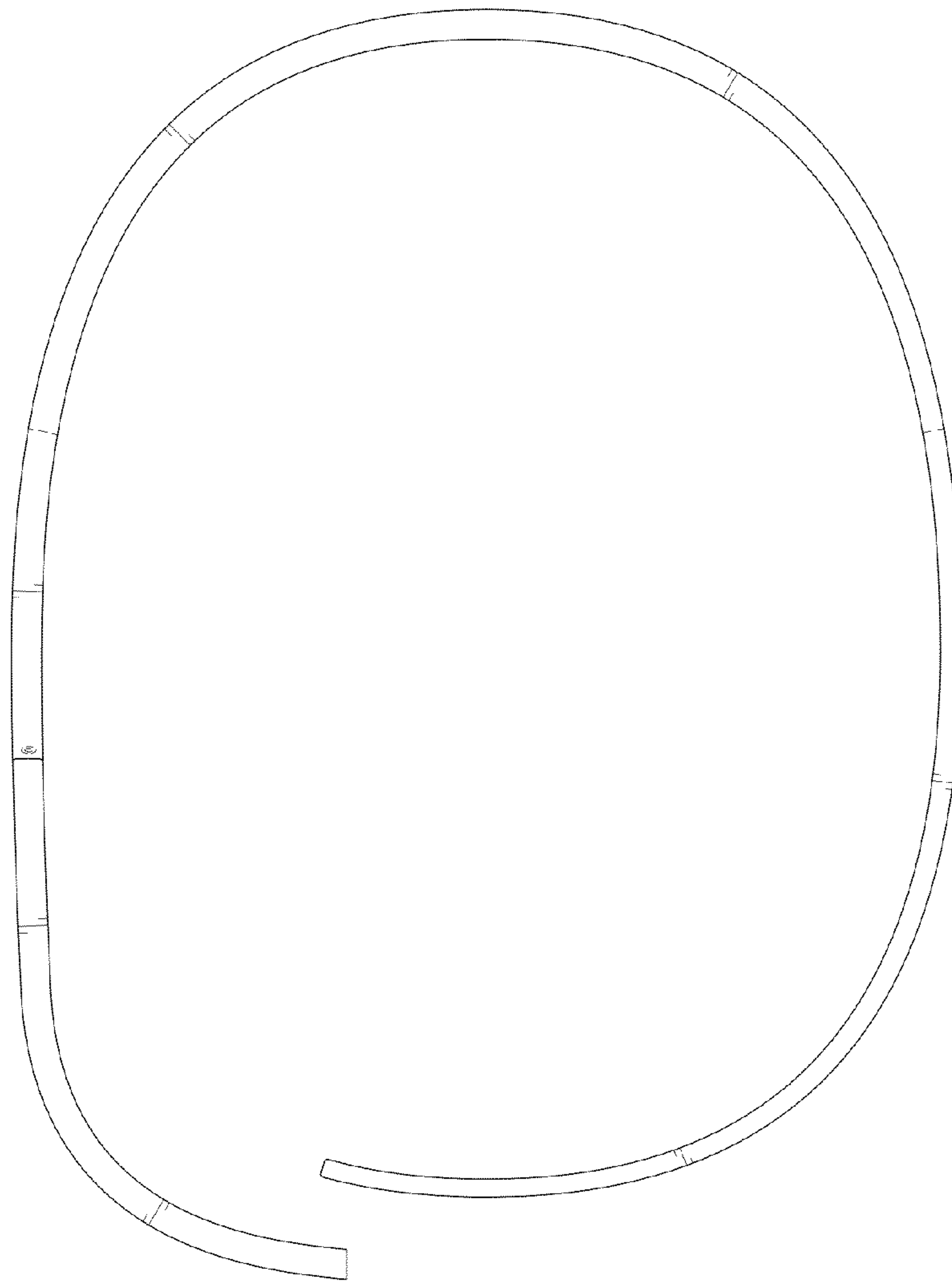


FIG. 7

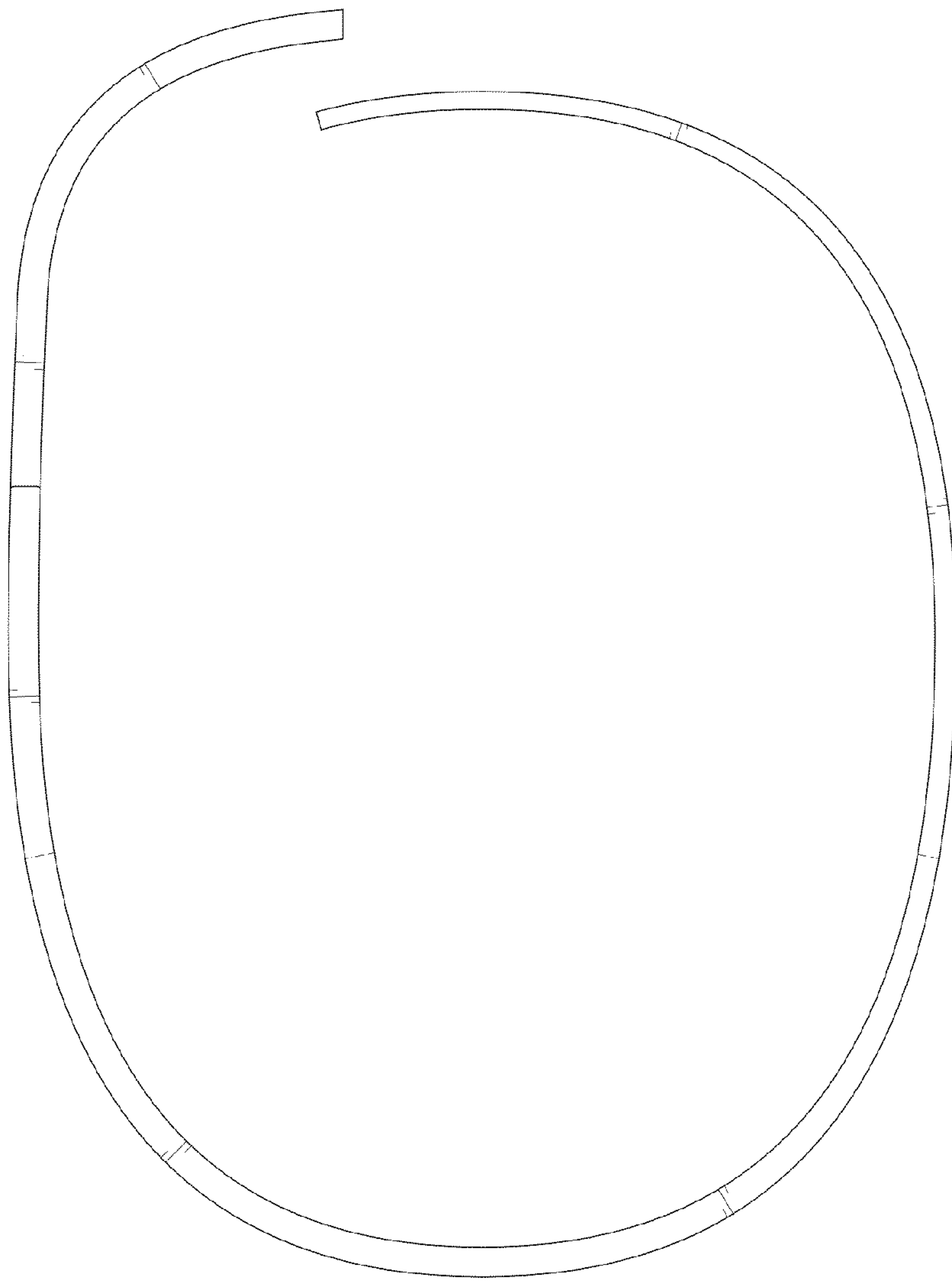


FIG. 8




FIG. 9

