



US00D724576S

(12) **United States Design Patent**
Wolff et al.

(10) **Patent No.:** **US D724,576 S**
(45) **Date of Patent:** **** Mar. 17, 2015**

(54) **COMPUTER TOUCH PAD**

(71) Applicant: **Hewlett-Packard Development Company, L.P.**, Houston, TX (US)

(72) Inventors: **Stacy L. Wolff**, Houston, TX (US);
Ilchan Lee, Houston, TX (US)

(73) Assignee: **Hewlett-Packard Development Company, L.P.**, Houston, TX (US)

(**) Term: **14 Years**

(21) Appl. No.: **29/461,728**

(22) Filed: **Jul. 26, 2013**

(51) **LOC (10) Cl.** **14-02**

(52) **U.S. Cl.**
USPC **D14/318**

(58) **Field of Classification Search**
USPC D14/240, 388–399, 455, 456, 406, 407,
D14/315, 318; D18/1, 2, 7, 11; 178/17 A,
178/17 C; 200/5 A, 5 R, 6 A, 6 R; 235/145 A,
235/145 R; 341/20–23; 345/156, 157, 160,
345/168, 169, 173, 700; 361/679.08,
361/679.09, 679.11, 679.12, 679.18, 679.2;
400/484–489, 492, 472

See application file for complete search history.

(56) **References Cited**

U.S. PATENT DOCUMENTS

D396,219 S *	7/1998	Lee	D14/318
D482,029 S *	11/2003	Yoneda	D14/323
6,933,921 B2 *	8/2005	Yasuda et al.	345/157
D516,552 S *	3/2006	Iseki	D14/318
D602,484 S *	10/2009	Cai	D14/318
2005/0018396 A1 *	1/2005	Nakajima et al.	361/683
2005/0052425 A1 *	3/2005	Zadesky et al.	345/173
2005/0088405 A1 *	4/2005	Chu et al.	345/156

* cited by examiner

Primary Examiner — Freda S Nunn

(74) *Attorney, Agent, or Firm* — Rathe Lindenbaum LLP

(57) **CLAIM**


We claim the ornamental design for a computer touchpad, as shown and described.

DESCRIPTION

FIG. 1 is a front perspective view of a computer touchpad;
FIG. 2 is a top view thereof;
FIG. 3 is a bottom view thereof;
FIG. 4 is a left side view thereof;
FIG. 5 is a right side view thereof;
FIG. 6 is a front view thereof; and,
FIG. 7 is a rear view thereof.

The broken lines in the drawings are for illustrative purposes only and form no part of the claimed design.

1 Claim, 7 Drawing Sheets






FIG. 1

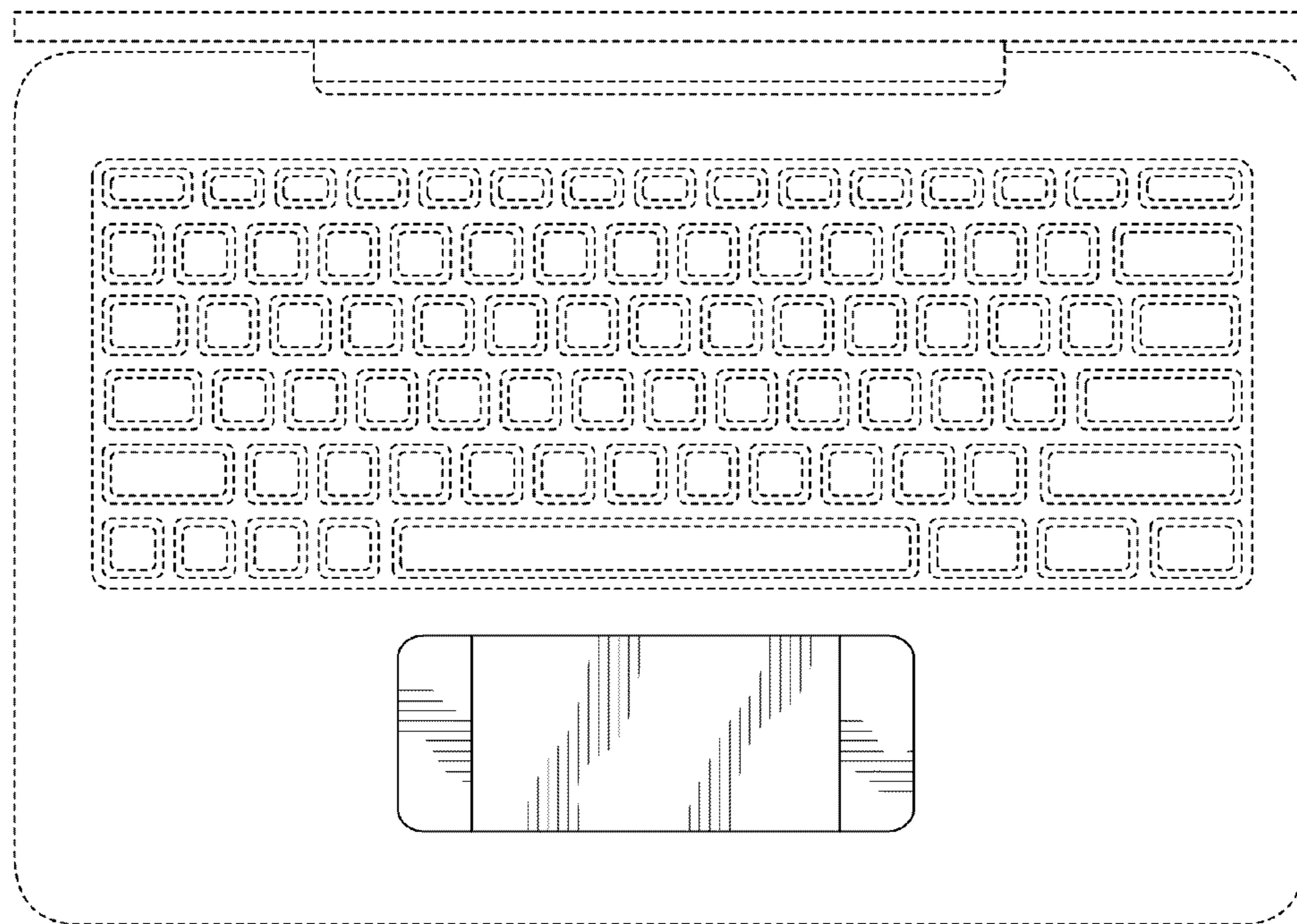


FIG. 2



FIG. 3

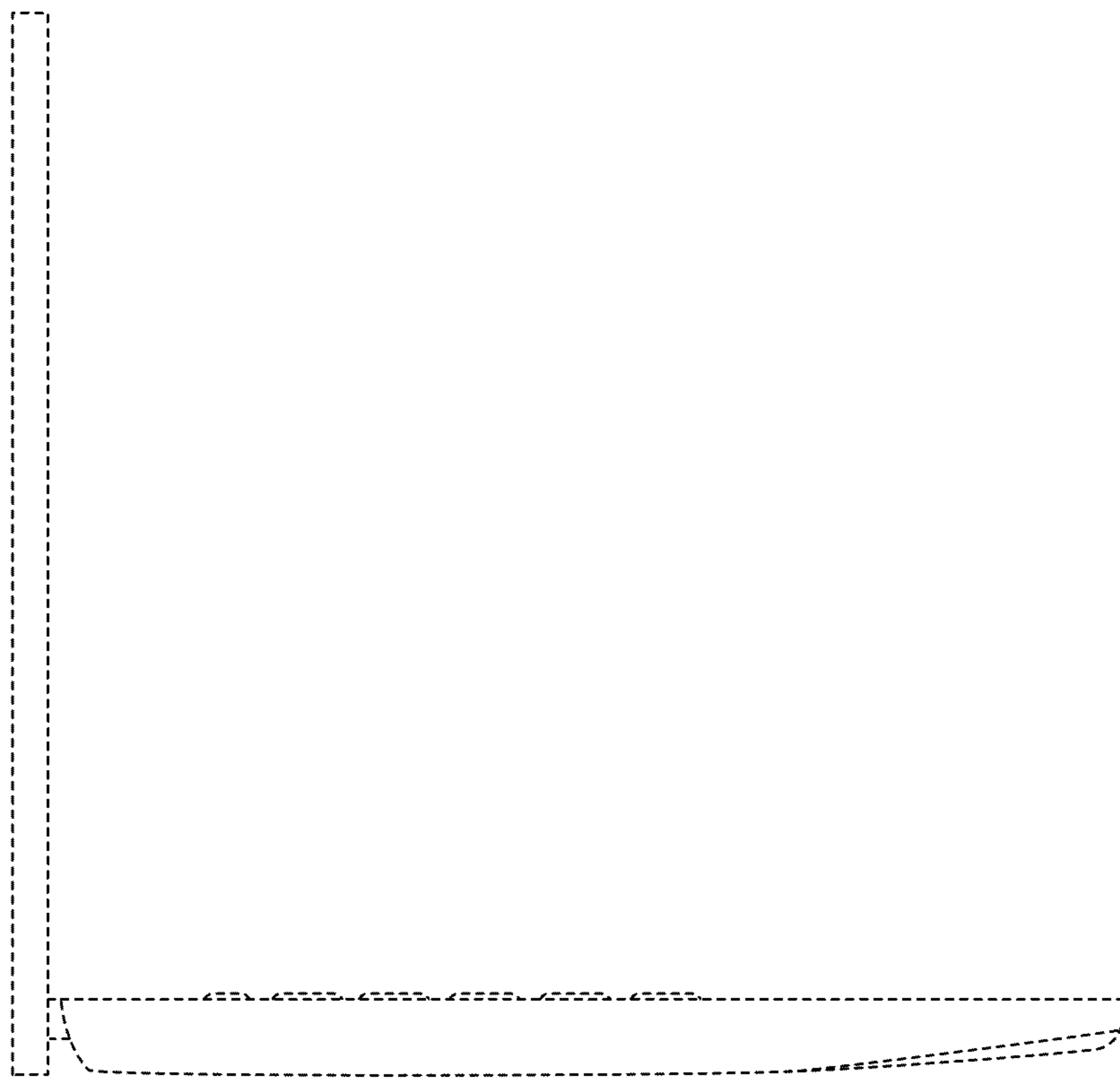


FIG. 4

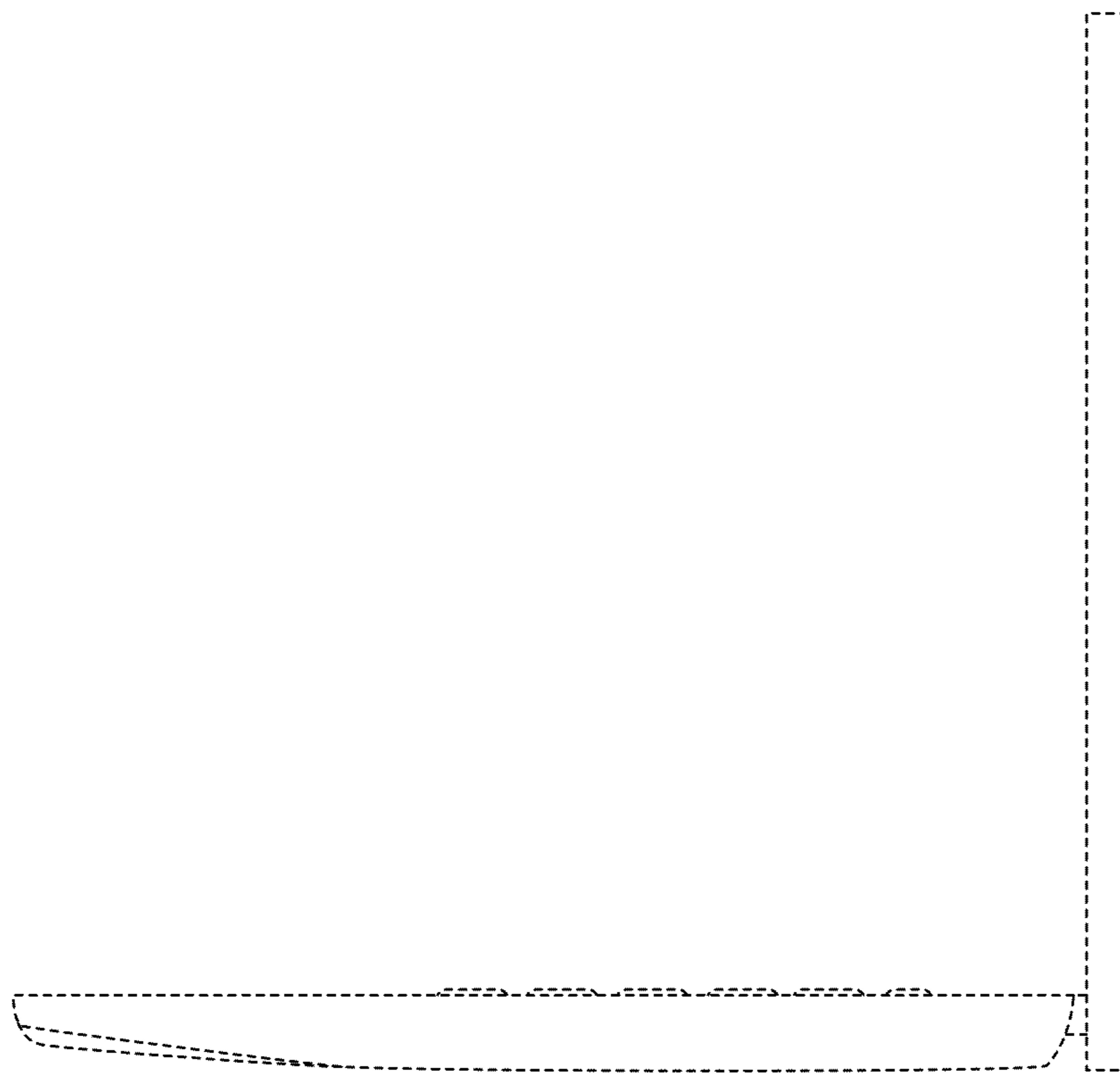


FIG. 5




FIG. 6



FIG. 7