



US00D724574S

(12) **United States Design Patent**  
**Williams**

(10) **Patent No.:** **US D724,574 S**  
(45) **Date of Patent:** **\*\* Mar. 17, 2015**

- (54) **CADDY FOR PORTABLE DEVICE**
- (71) Applicant: **Michael Williams**, St. Petersburg, FL  
(US)
- (72) Inventor: **Michael Williams**, St. Petersburg, FL  
(US)
- (\*\*) Term: **14 Years**
- (21) Appl. No.: **29/478,630**
- (22) Filed: **Jan. 7, 2014**
- (51) **LOC (10) Cl.** ..... **14-03**
- (52) **U.S. Cl.**  
USPC ..... **D14/250**
- (58) **Field of Classification Search**  
USPC ..... D14/238.1, 248, 250, 251–253, 440,  
D14/447; D13/103, 107–108, 119; D3/201,  
D3/218, 247, 269, 273, 301, 303; 361/220,  
361/379.01, 679.01, 679.02, 679.09,  
361/679.21, 679.25, 679.3, 679.4, 679.56,  
361/679.57, 759, 807, 816; 379/433.11,  
379/451, 455; 455/556.1, 557, 566, 575.1,  
455/575.2, 575.8; 206/37, 45.2, 305, 320,  
206/216; 320/108, 115; 429/96; 220/4.02;  
150/165; 174/50; 235/41, 375, 462;  
312/223.1; 396/535; 248/176.3, 188.8,  
248/309.1, 371, 668  
See application file for complete search history.

- (56) **References Cited**  
U.S. PATENT DOCUMENTS
- D322,165 S \* 12/1991 Lloyd ..... D3/273
- D425,297 S \* 5/2000 Joseph et al. .... D3/218
- 6,341,217 B1 \* 1/2002 Wong ..... 455/575.5
- 6,701,159 B1 \* 3/2004 Powell ..... 455/575.8
- D563,093 S \* 3/2008 Nussberger ..... D3/201
- D569,616 S \* 5/2008 Lin ..... D3/273
- D573,136 S \* 7/2008 Lee et al. .... D14/217
- D575,506 S \* 8/2008 Huang ..... D3/247
- D600,013 S \* 9/2009 McCune ..... D3/273

- D613,282 S \* 4/2010 Richardson et al. .... D14/250
- D619,356 S \* 7/2010 Hillman ..... D3/218
- 8,167,127 B2 \* 5/2012 Martin et al. .... 206/320
- 8,295,896 B2 \* 10/2012 Jeon ..... 455/575.1
- D676,449 S \* 2/2013 Probst et al. .... D14/440
- D679,270 S \* 4/2013 Eicher ..... D14/250
- D681,615 S \* 5/2013 Fathollahi ..... D14/250
- D686,626 S \* 7/2013 Tan ..... D14/440
- D705,209 S \* 5/2014 Feller et al. .... D14/250
- 2006/0021889 A1 \* 2/2006 Kim ..... 206/320
- 2011/0195753 A1 \* 8/2011 Mock et al. .... 455/566
- 2011/0273819 A1 \* 11/2011 Sokola et al. .... 361/679.01
- 2011/0284407 A1 \* 11/2011 Connolly ..... 206/320
- 2012/0037524 A1 \* 2/2012 Lonsdale et al. .... 206/320
- 2012/0112031 A1 \* 5/2012 Gormick et al. .... 248/371
- 2012/0320503 A1 \* 12/2012 Yturralde et al. .... 361/679.01
- 2013/0190053 A1 \* 7/2013 Kelly ..... 455/566

\* cited by examiner

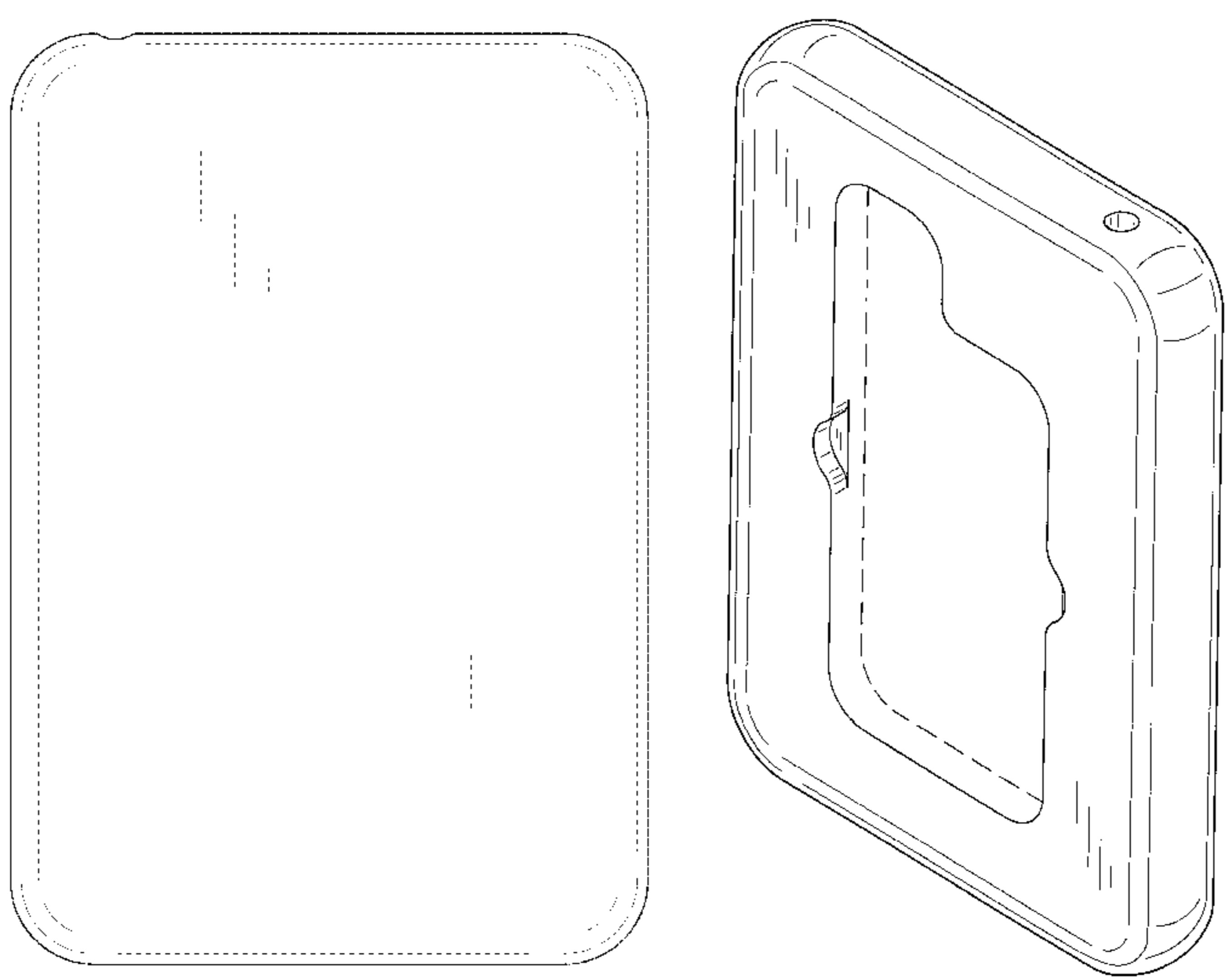
*Primary Examiner* — Carla Jobe Wright  
(74) *Attorney, Agent, or Firm* — Thomas Frost

(57) **CLAIM**  
The ornamental design for a caddy for portable device, as shown and described.

**DESCRIPTION**

FIG. 1 is a top plan view of a caddy for portable device showing my new design;  
 FIG. 2 is a bottom plan view thereof;  
 FIG. 3 is a left side elevational view with a right side elevational view being a mirror image thereof;  
 FIG. 4 is a front elevational view thereof;  
 FIG. 5 is a rear elevational view thereof; and,  
 FIG. 6 is a top perspective view thereof.  
 The broken line in FIG. 6 represents a boundary of the claimed design. In this figure, the unshaded central surface that is bounded on two sides by this broken line and on two sides by a solid line forms no part of the claimed design. The corresponding unshaded central surface shown in FIG. 1, bounded on all sides by a solid line, forms no part of the claimed design.

**1 Claim, 5 Drawing Sheets**



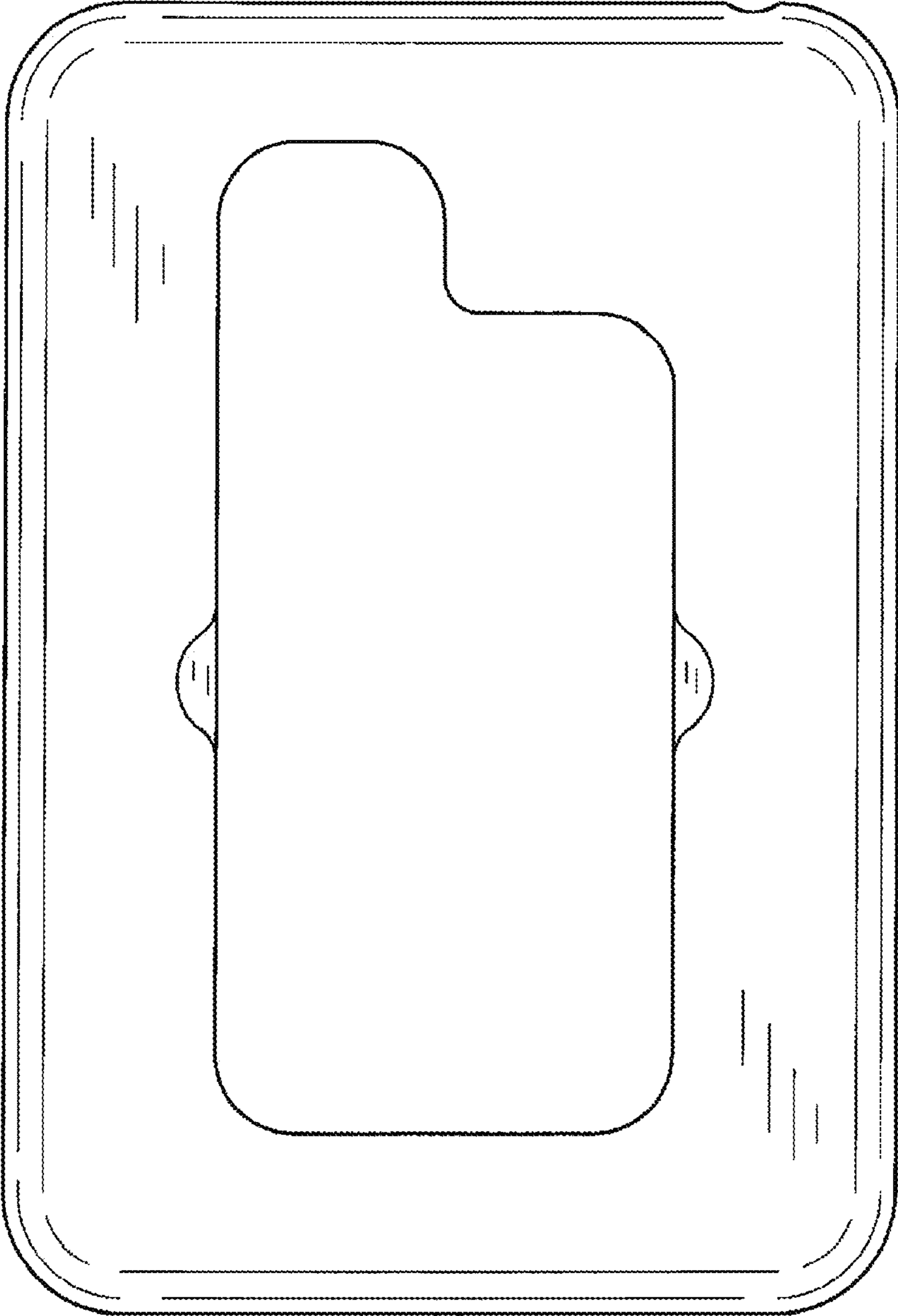


FIG. 1




FIG. 2

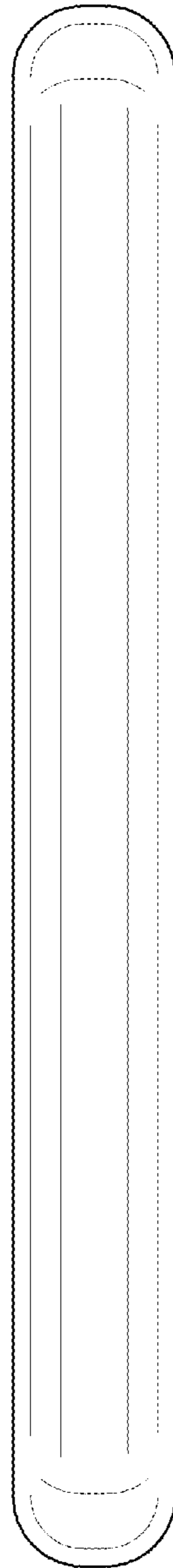


FIG. 3

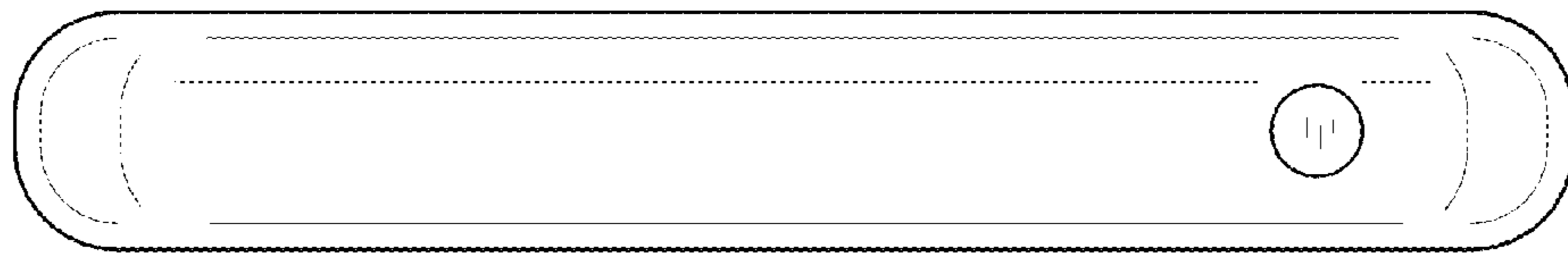


FIG. 4

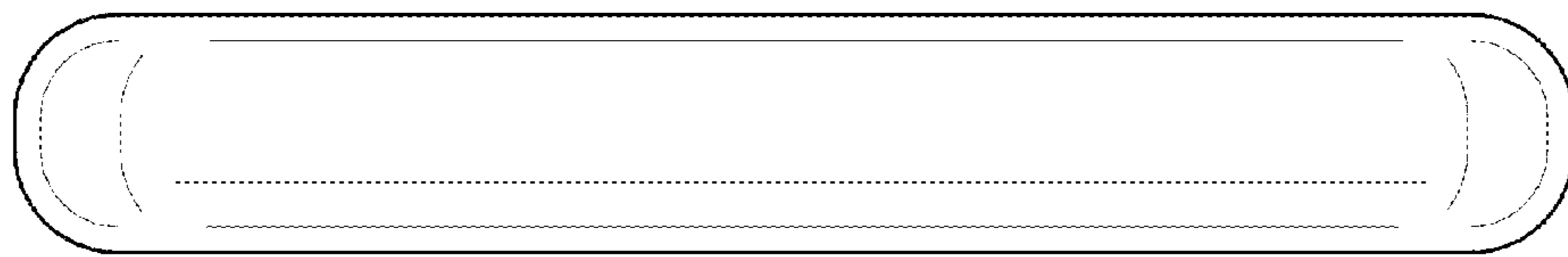


FIG. 5

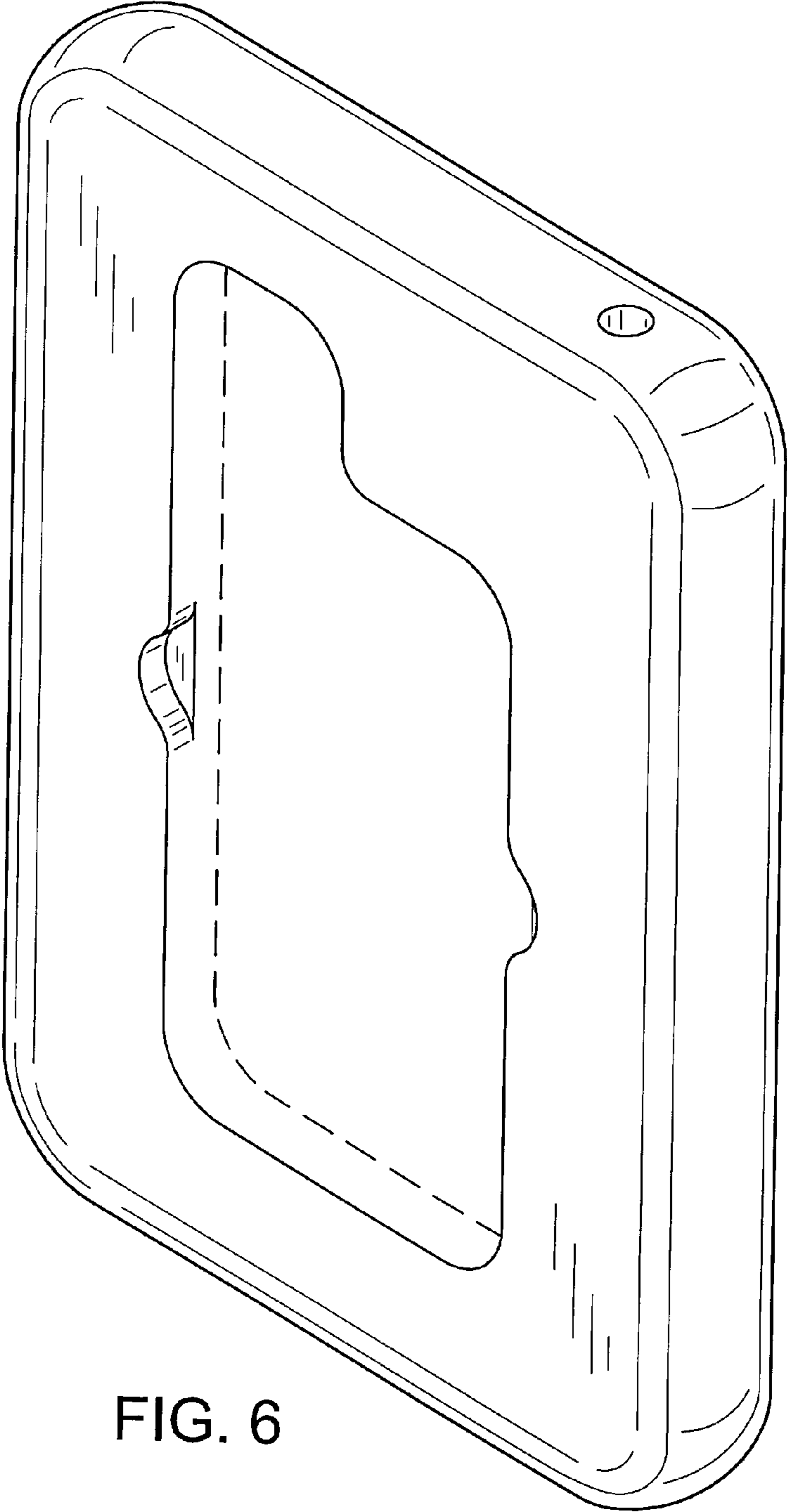


FIG. 6