



US00D724570S

(12) **United States Design Patent**
Kusano et al.

(10) **Patent No.:** **US D724,570 S**
(45) **Date of Patent:** **** Mar. 17, 2015**

(54) **SPEAKER STAND**

(71) Applicant: **Sonos, Inc.**, Santa Barbara, CA (US)

(72) Inventors: **Meiko Kusano**, Santa Barbara, CA (US); **Roland Bird**, Eindhoven (NL); **Niels van Hoof**, Eindhoven (NL)

(73) Assignee: **Sonos, Inc.**, Santa Barbara, CA (US)

(**) Term: **14 Years**

(21) Appl. No.: **29/481,614**

(22) Filed: **Feb. 7, 2014**

(51) **LOC (10) Cl.** **14-01**

(52) **U.S. Cl.**
USPC **D14/224**

(58) **Field of Classification Search**
CPC H04R 5/00
USPC D14/209.1, 221, 216, 219, 224; 381/18, 381/423, 397, 396, 182, 204, 160; 181/144, 181/145, 155, 199; 248/676; 416/244 R, 416/247 R, 246; D6/656, 681.1, 700, 674.1; D24/128; D7/619.1; D23/378, 411; D19/75; D34/5

See application file for complete search history.

(56) **References Cited**

U.S. PATENT DOCUMENTS

D84,831 S *	8/1931	Kehoe	D23/378
1,819,183 A *	8/1931	Ludlow	381/160
D89,053 S *	1/1933	Mitchell	D6/419
1,893,799 A *	1/1933	Harrington	248/188.7
1,970,624 A *	8/1934	Recker	248/412
D131,623 S *	3/1942	Tackaberry	D6/462
D131,669 S *	3/1942	Kisling	D23/378
2,447,924 A *	8/1948	Vitale	211/205
2,495,785 A *	1/1950	Stephens	137/102
2,888,090 A *	5/1959	Wylezik	181/147

3,194,952 A *	7/1965	Wells	362/86
4,033,430 A *	7/1977	Bolden	181/144
5,048,789 A *	9/1991	Eason et al.	248/544
D326,969 S *	6/1992	Eason et al.	D6/455
5,485,521 A *	1/1996	Yagisawa et al.	381/160
5,734,728 A *	3/1998	Meissner	381/89
D414,858 S *	10/1999	Litvin et al.	D23/378
D415,494 S *	10/1999	Curina	D14/211
5,995,634 A *	11/1999	Zwolski	381/160
D429,809 S *	8/2000	Wolfe	D23/411
6,122,386 A *	9/2000	Wiley	381/160

(Continued)

Primary Examiner — Paula Greene

(74) Attorney, Agent, or Firm — McDonnell Boehnen Hulbert & Berghoff LLP

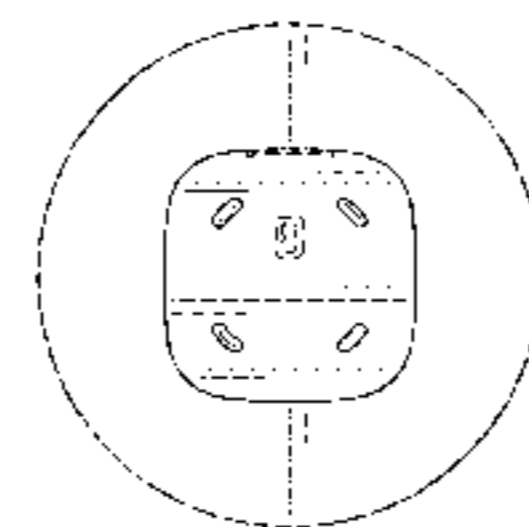
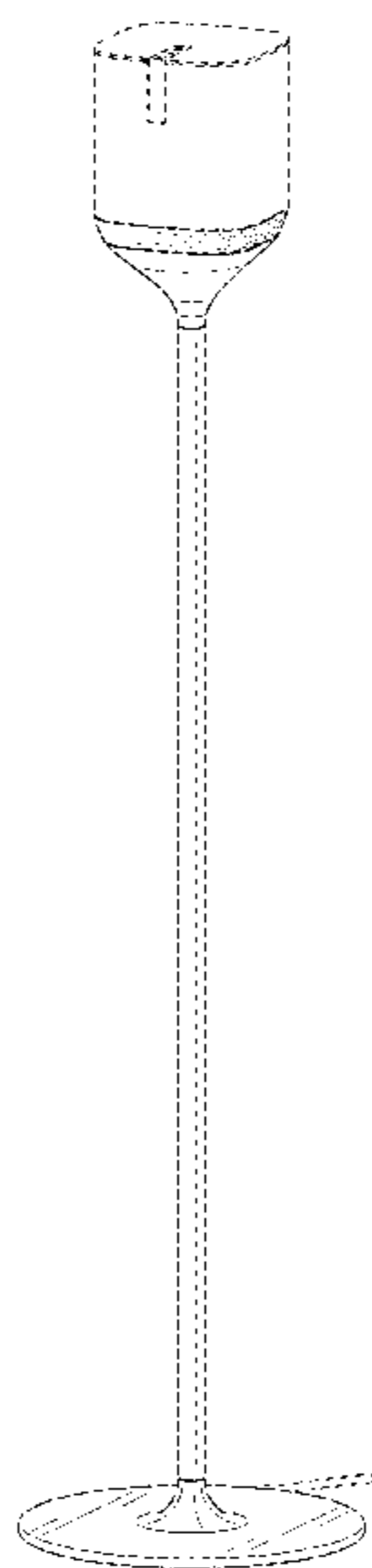
(57) **CLAIM**

The ornamental design for a speaker stand, as shown and described.

DESCRIPTION

FIG. 1 is a perspective view of a speaker stand, according to an embodiment;
FIG. 2 is a front view of the embodiment of FIG. 1;
FIG. 3 is a back view of the embodiment of FIG. 1;
FIG. 4 is a left side view of the embodiment of FIG. 1;
FIG. 5 is a right side view of the embodiment of FIG. 1;
FIG. 6 is a top view of the embodiment of FIG. 1; and,
FIG. 7 is an alternative top view of the embodiment of FIG. 1.
The bottom of the speaker stand is unornamented. The broken lines illustrate portions of the drawings that form no part of the claimed design. The shade lines in the figures show contour and not surface ornamentation. The stipple shading in the Figures shows contrast. By way of example, the areas with stipple shading may represent translucency, transparency, or a contrast in material or color (e.g., the stipple shading may represent a matte finish material or color, in contrast to a glossy finish material or color).

1 Claim, 4 Drawing Sheets



(56)

References Cited

U.S. PATENT DOCUMENTS

D454,263 S * 3/2002 Worrall D6/449
D459,646 S * 7/2002 Bertani D8/310
6,454,428 B1 * 9/2002 Bruzon 362/119
D483,026 S * 12/2003 Koskinen D14/211
D488,803 S * 4/2004 Chin et al. D14/224
6,719,091 B1 * 4/2004 Brown 181/153
D494,572 S * 8/2004 Moeller D14/224
D497,904 S * 11/2004 Dardashti D14/224

D579,926 S * 11/2008 Whitworth D14/224
D579,927 S * 11/2008 Whitworth D14/224
D581,698 S * 12/2008 Fix D6/449
7,575,095 B2 * 8/2009 An et al. 181/199
7,606,379 B2 * 10/2009 Ivey et al. 381/160
D610,570 S * 2/2010 Upham et al. D14/209.1
D638,406 S * 5/2011 Chiang D14/224
D691,117 S * 10/2013 Silvera D14/216
D694,451 S * 11/2013 Fang D26/70
D702,214 S * 4/2014 Son D14/224

* cited by examiner

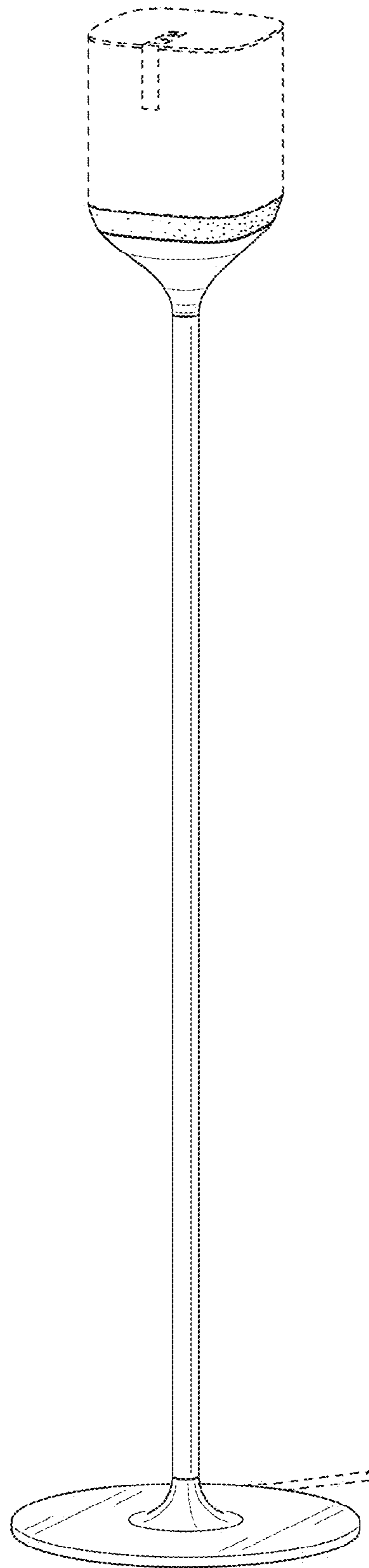


FIG. 1

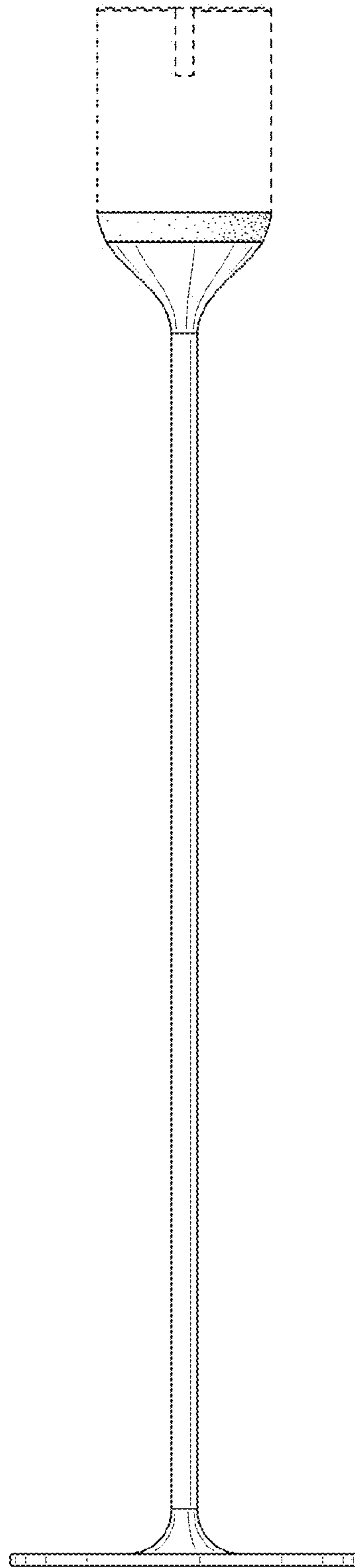


FIG. 2

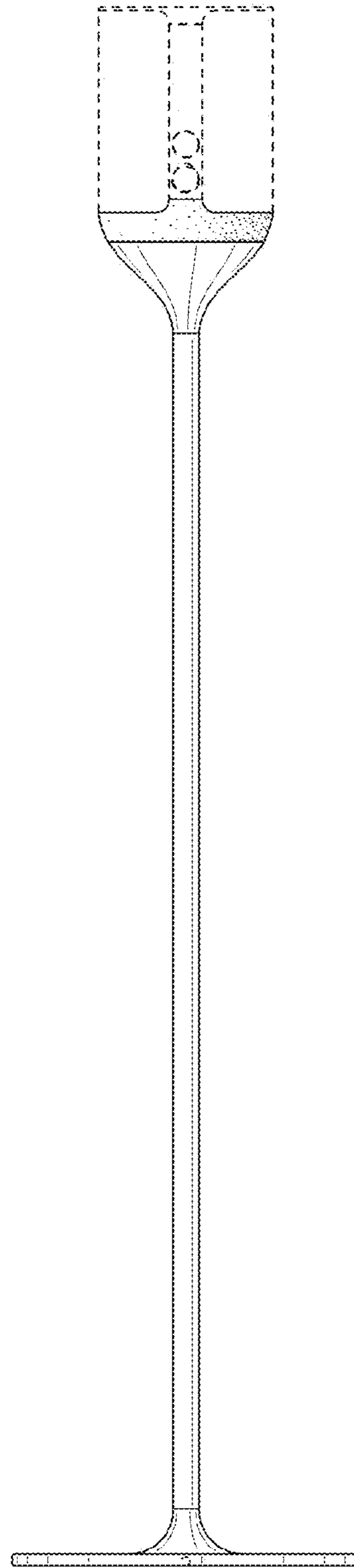


FIG. 3

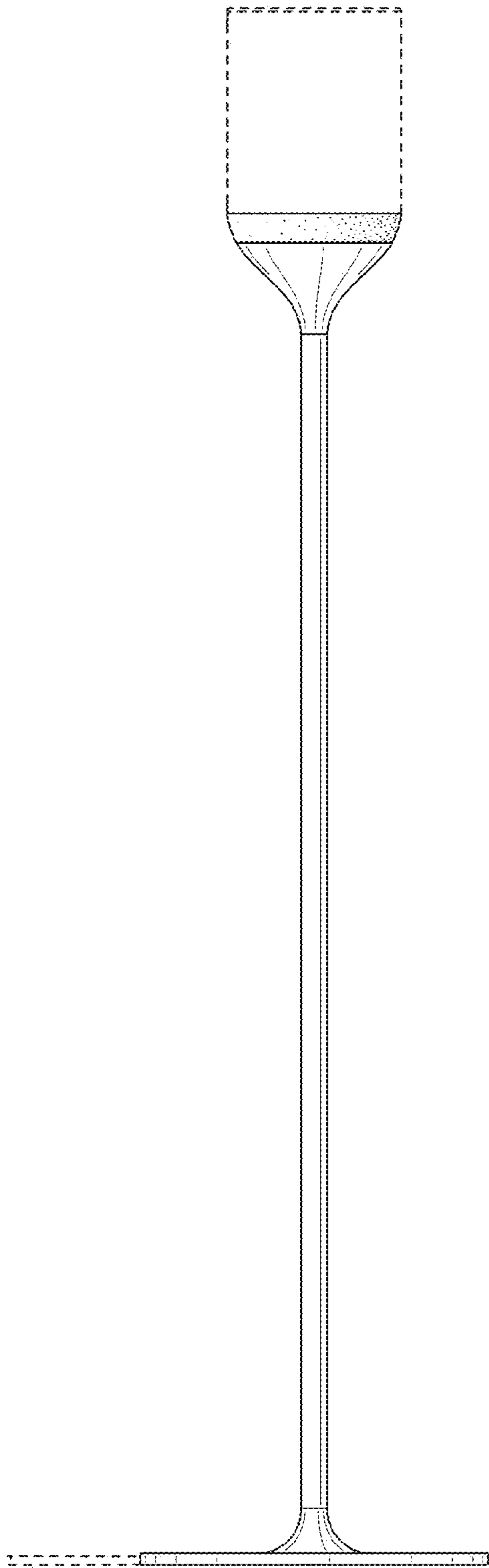


FIG. 4

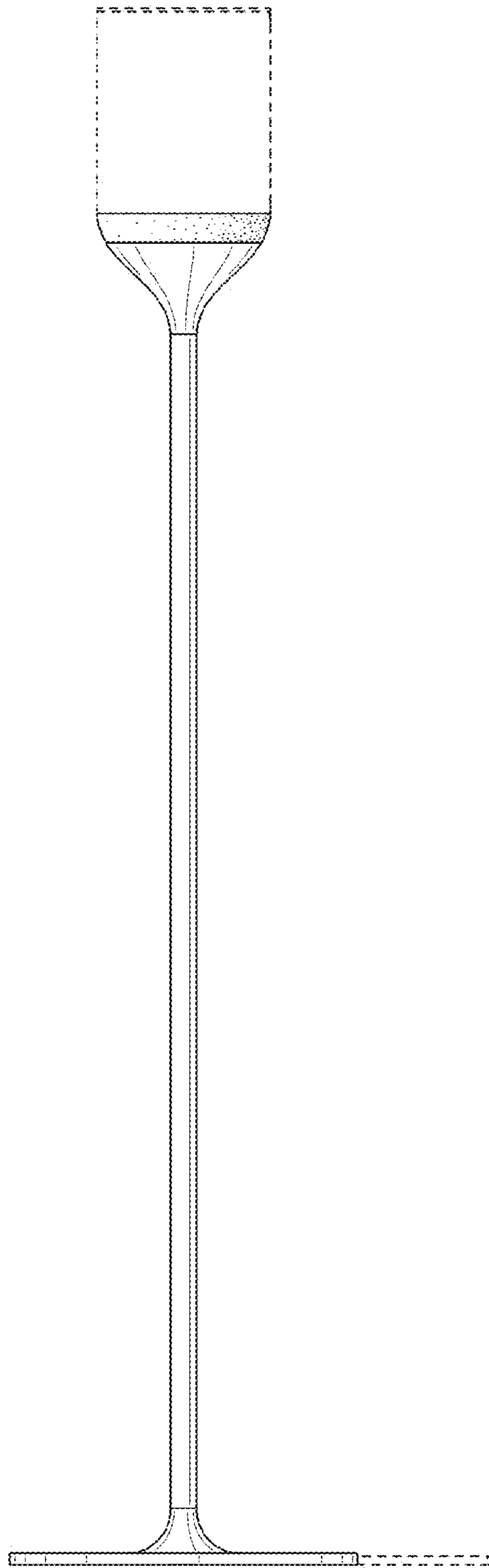


FIG. 5

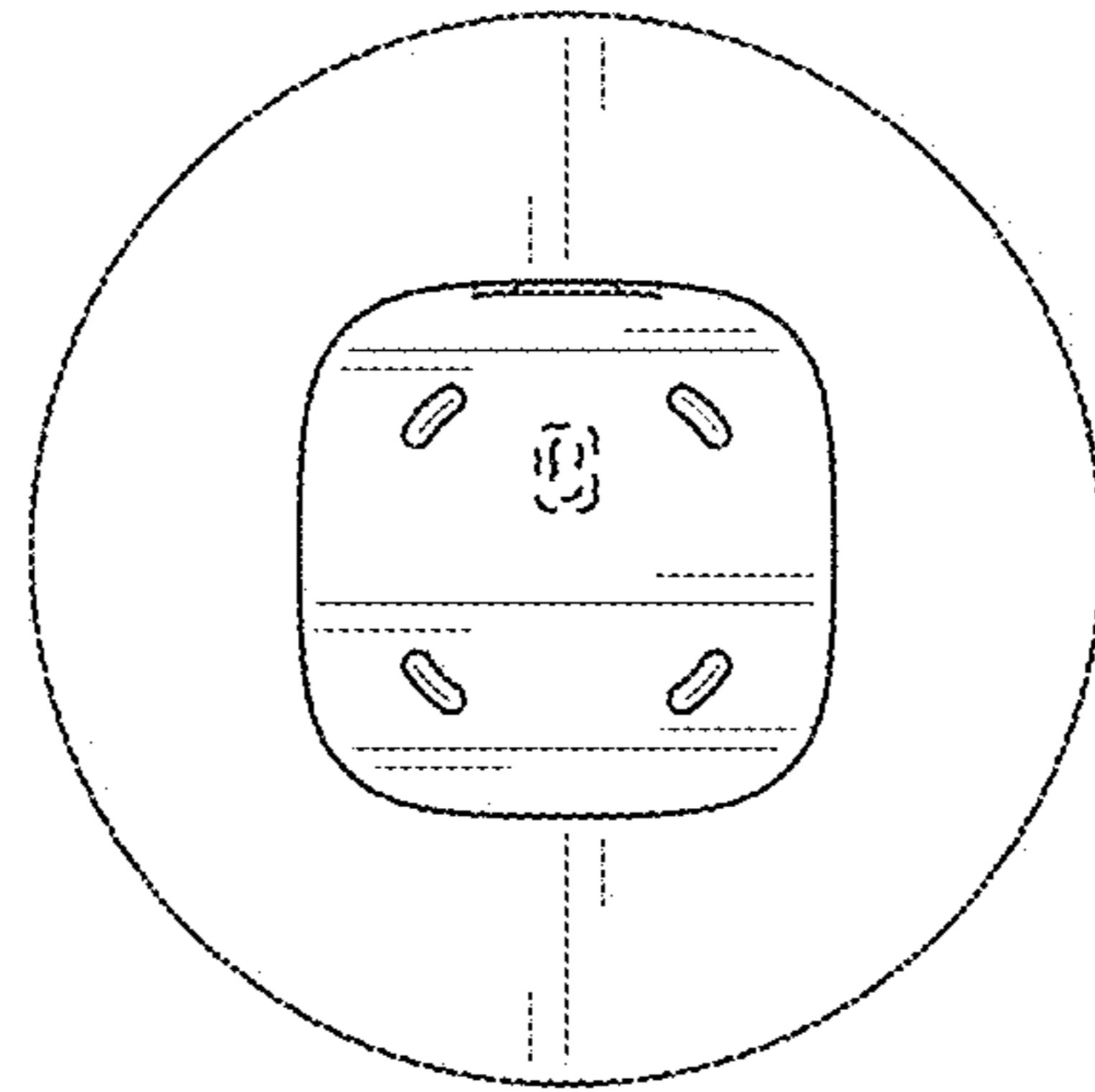


FIG. 6

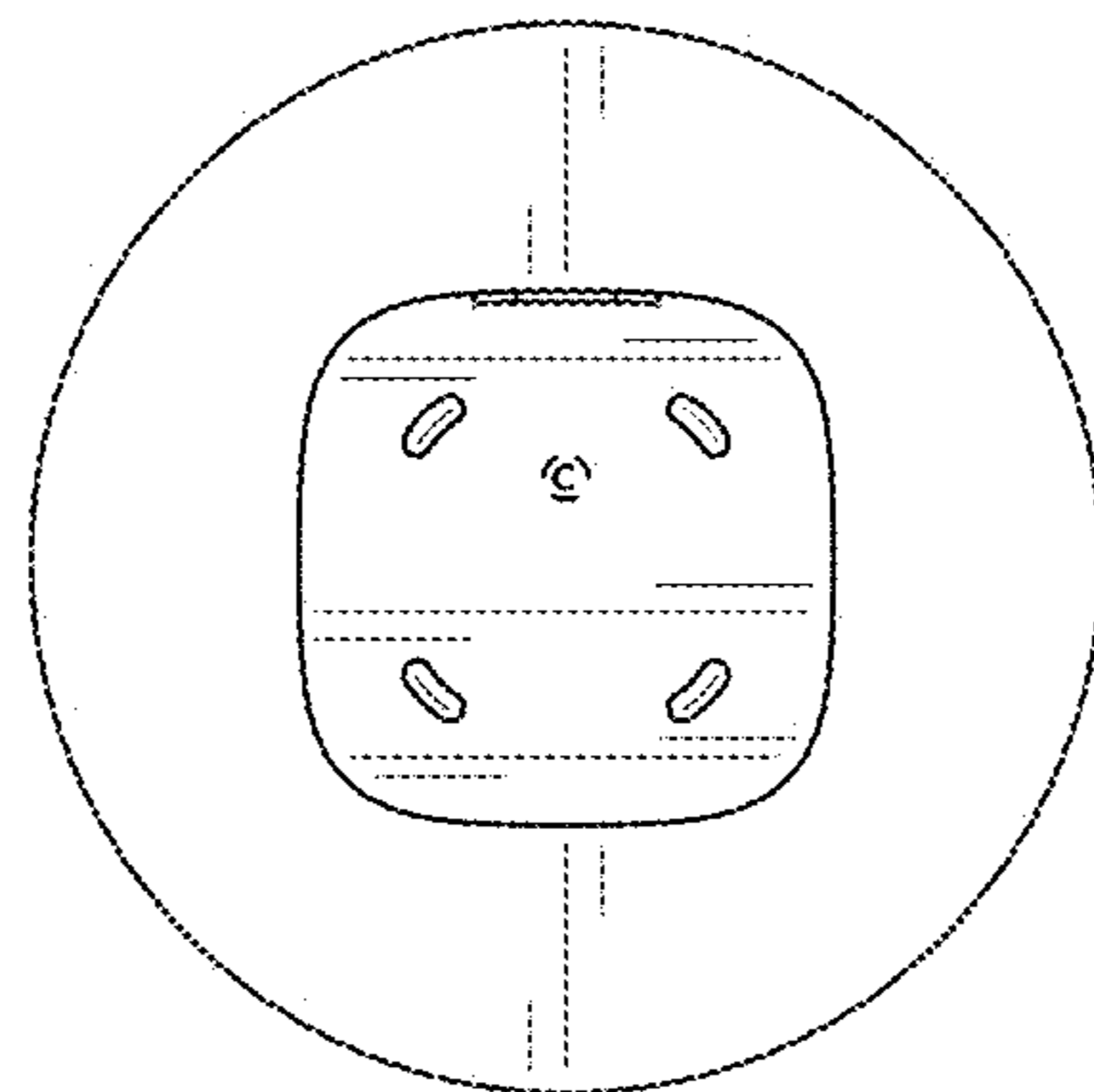


FIG. 7