



US00D724563S

(12) **United States Design Patent**
Kim et al.

(10) **Patent No.:** **US D724,563 S**
(45) **Date of Patent:** **** Mar. 17, 2015**

(54) **WOOFER SPEAKER**

381/386–388; 369/6–12

See application file for complete search history.

(71) Applicant: **LG Electronics Inc.**, Seoul (KR)

(56) **References Cited**

(72) Inventors: **Jinhee Kim**, Gyeonggi-do (KR); **Jongho Kim**, Seoul (KR)

U.S. PATENT DOCUMENTS

(73) Assignee: **LG Electronics Inc.**, Seoul (KR)

D476,312 S *	6/2003	Harris et al.	D14/214
D500,490 S *	1/2005	Zeitman	D14/188
D526,640 S *	8/2006	Chin et al.	D14/188
D646,665 S *	10/2011	Iijima	D14/214
D673,933 S *	1/2013	McManigal et al.	D14/214
D695,709 S *	12/2013	Szymanski et al.	D14/214
D698,752 S *	2/2014	Wang	D14/214
D707,202 S *	6/2014	McManigal	D14/214

(**) Term: **14 Years**

* cited by examiner

(21) Appl. No.: **29/461,674**

(22) Filed: **Jul. 26, 2013**

Primary Examiner — Keli L Hill

(30) **Foreign Application Priority Data**

Feb. 1, 2013 (KR) 30-2013-0005670

(74) *Attorney, Agent, or Firm* — Morgan, Lewis & Bockius LLP

(51) **LOC (10) Cl.** **14-03**

(52) **U.S. Cl.**
USPC **D14/214**

(57) **CLAIM**

The ornamental design for a woofer speaker, as shown and described.

(58) **Field of Classification Search**

CPC H04M 1/03; H04M 1/035; H04R 1/02;
H04R 1/06; H04R 1/021; H04R 1/025;
H04R 1/026; H04R 1/105; H04R 1/323;
H04R 1/345; H04R 1/403; H04R 1/2803;
H04R 1/2834; H04R 5/02; H04R 7/20;
H04R 9/06; H04R 9/025; H04R 2201/021;
H04R 2400/07; H04R 2499/11; H04R
2499/13; H04R 2499/15; G06F 1/1688;
H04N 5/642; H04N 21/4852; H04S 3/00;
H04S 7/30; B60R 11/0217
USPC D14/167, 168, 170–172, 188, 194–196,
D14/204, 207, 209.1, 210–216, 219, 221,
D14/222, 224, 496; 181/143, 144, 147, 148,
181/150, 153, 157, 198, 199; 381/300–303,
381/306, 332, 333, 336, 345, 361–364,

DESCRIPTION

FIG. 1 is a front, left side, perspective view of a woofer speaker showing our new design;
FIG. 2 is a front view thereof;
FIG. 3 is a rear view thereof;
FIG. 4 is a left side view thereof;
FIG. 5 is a right side view thereof;
FIG. 6 is a top view thereof; and,
FIG. 7 is a bottom view thereof.

The broken lines shown in the drawings represent unclaimed portions of the woofer speaker and form no part of the claimed design.

1 Claim, 7 Drawing Sheets

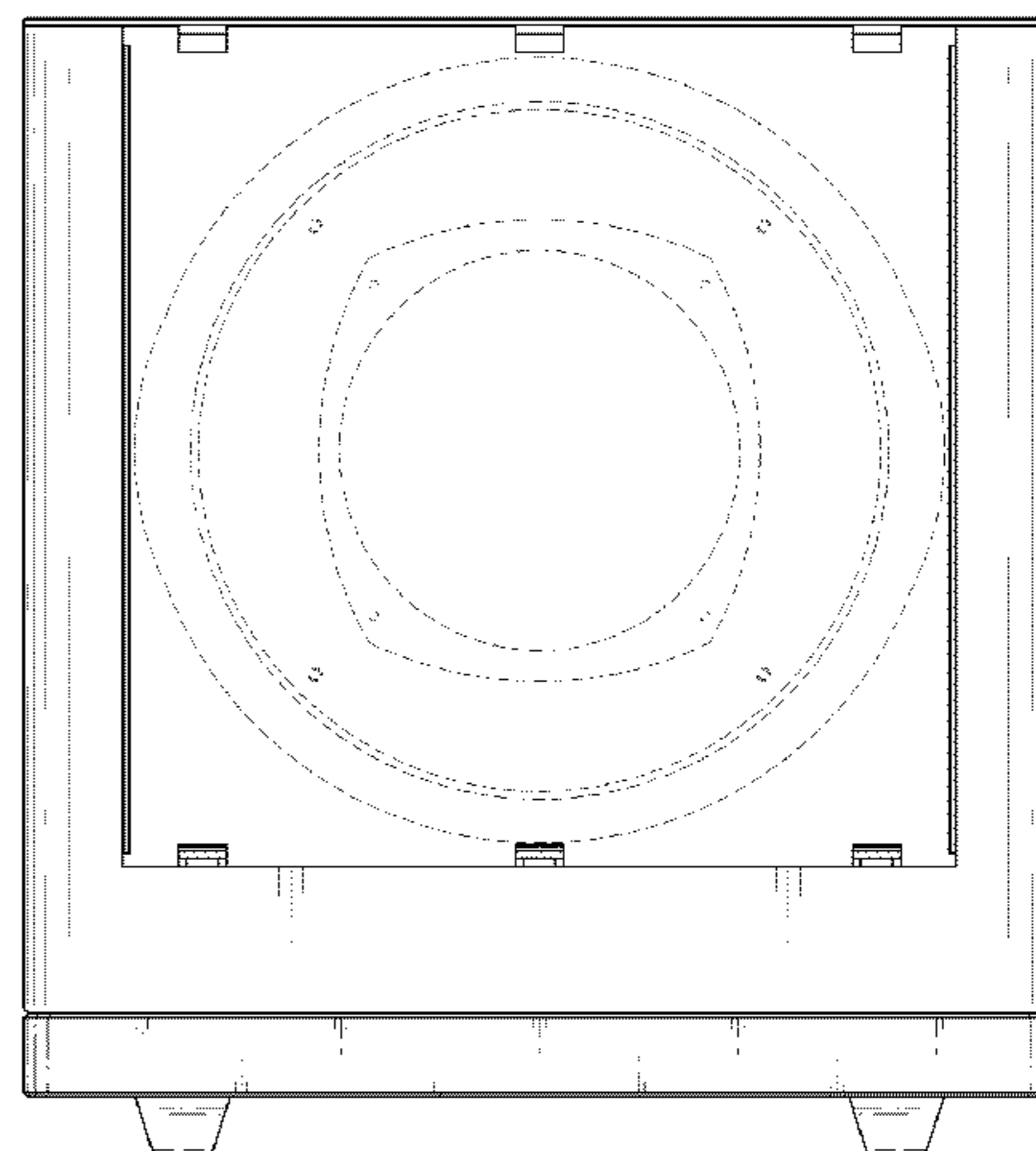
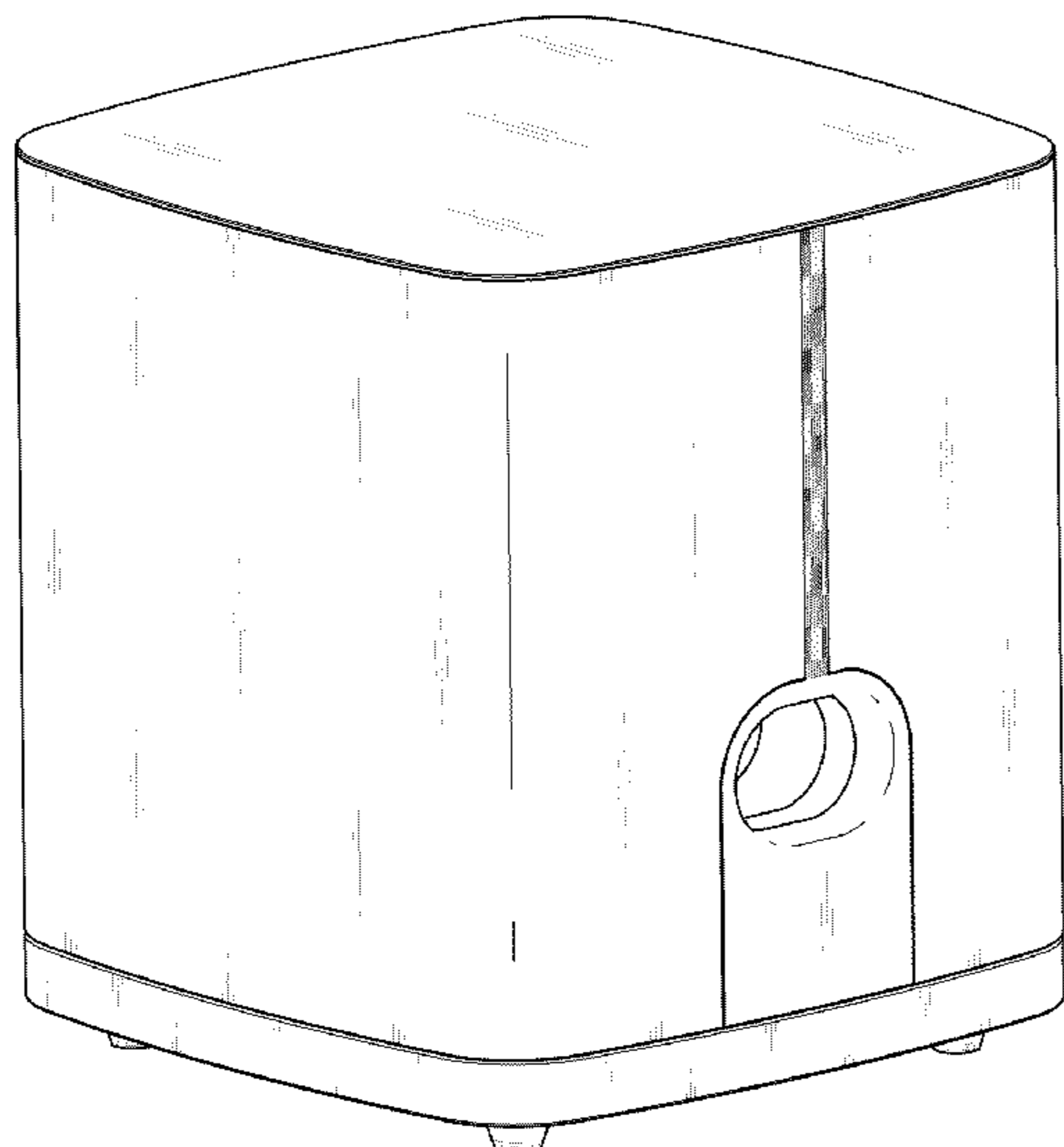


FIG. 1

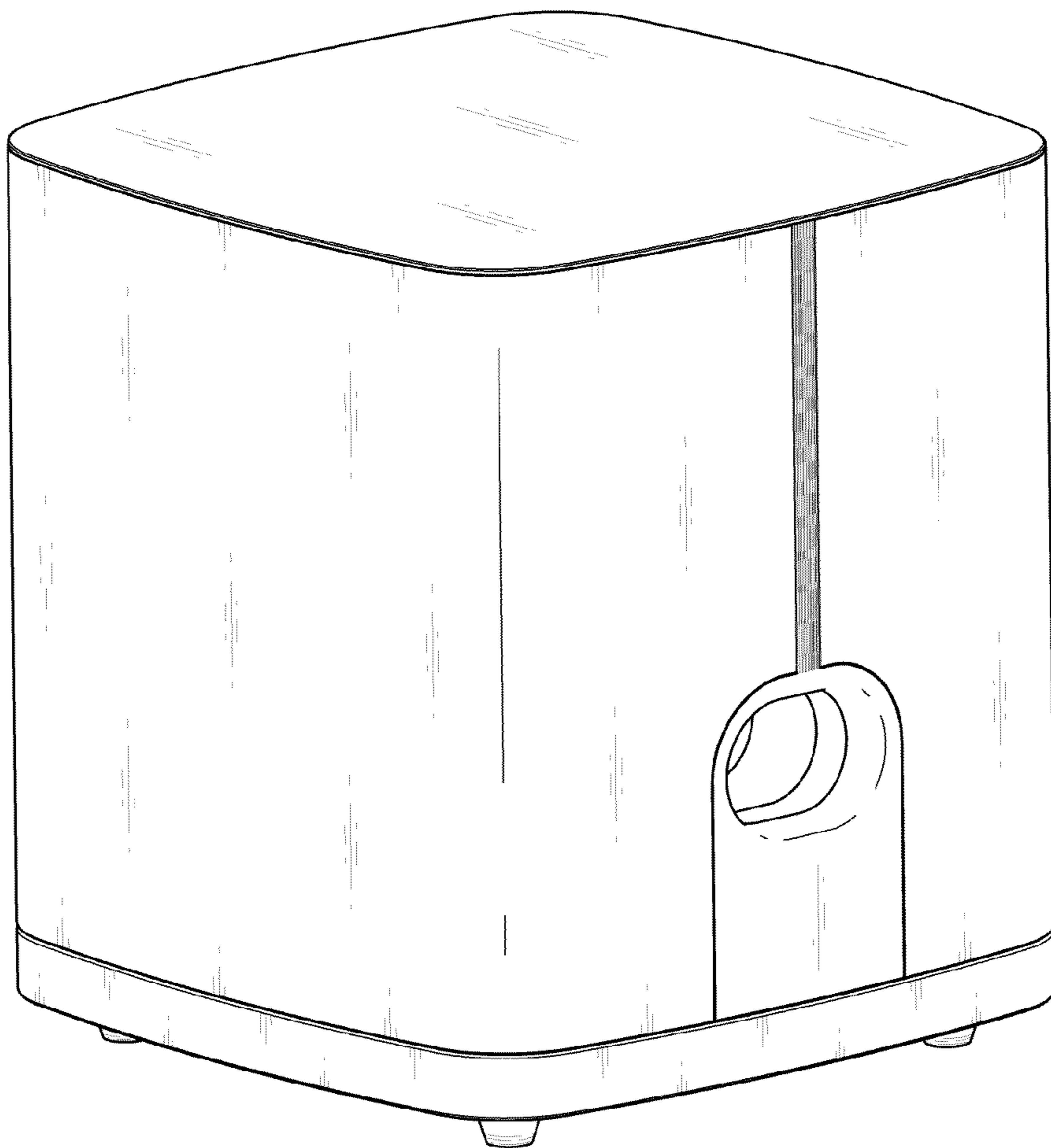


FIG. 2

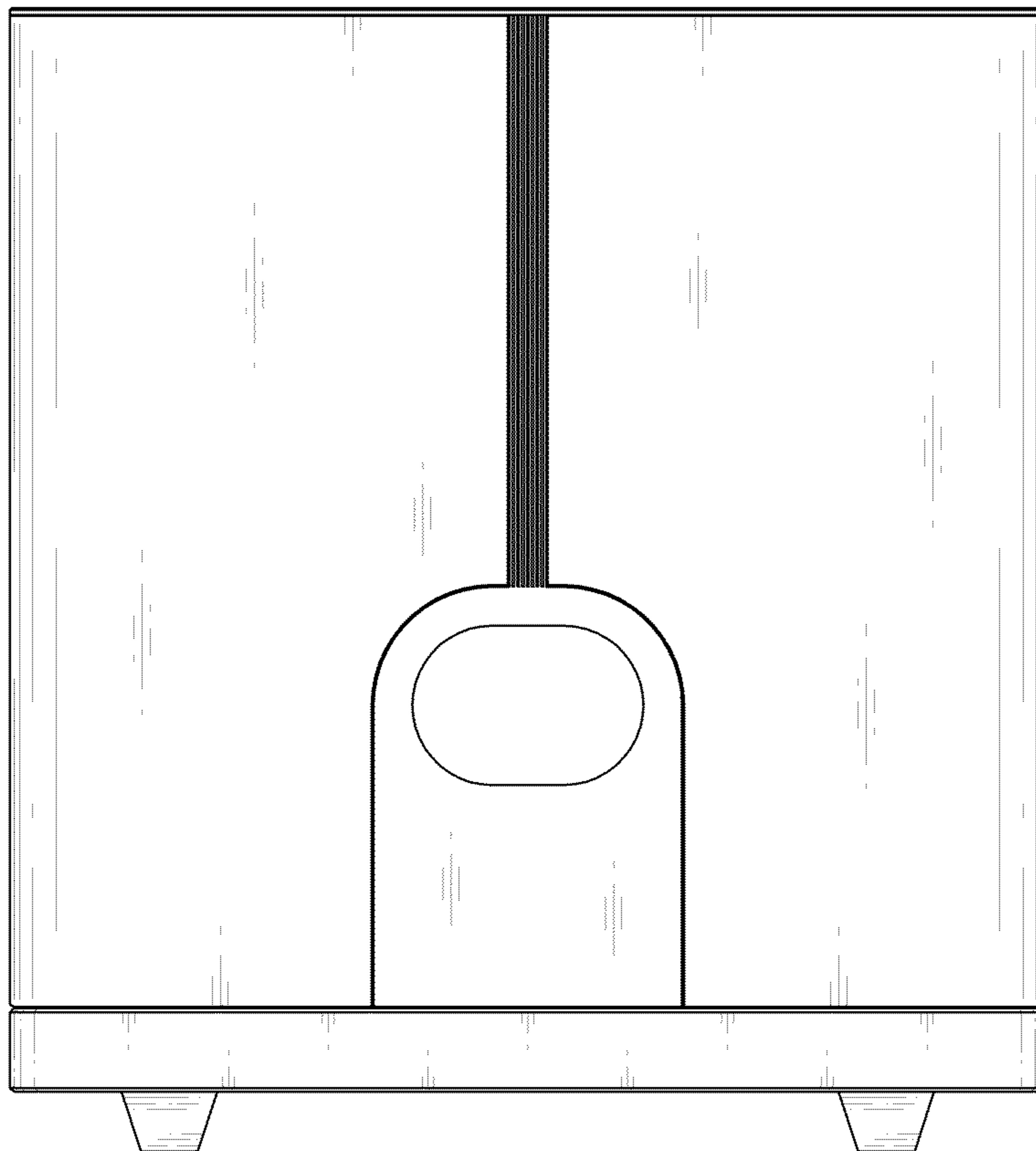


FIG. 3

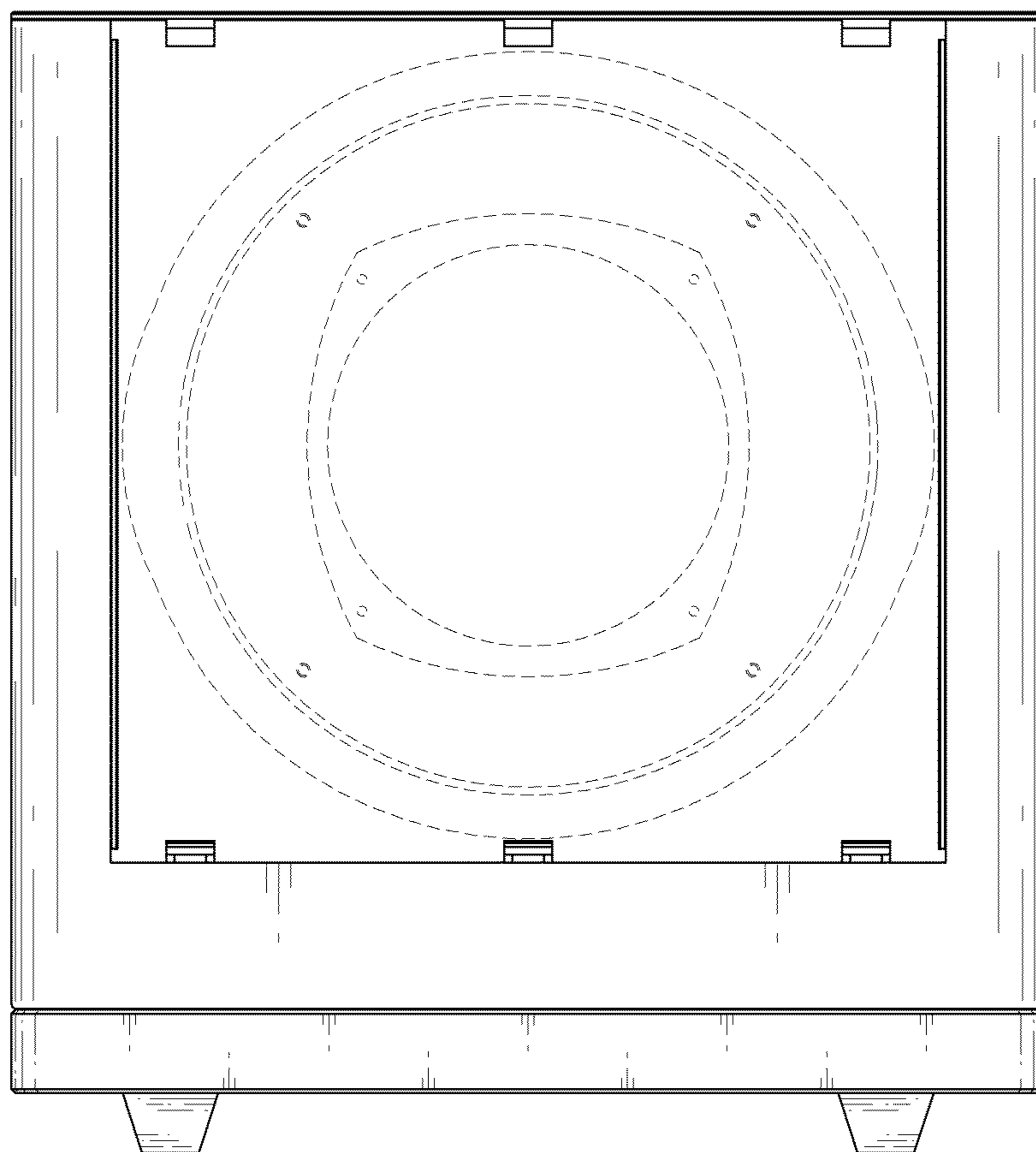


FIG. 4



FIG. 5

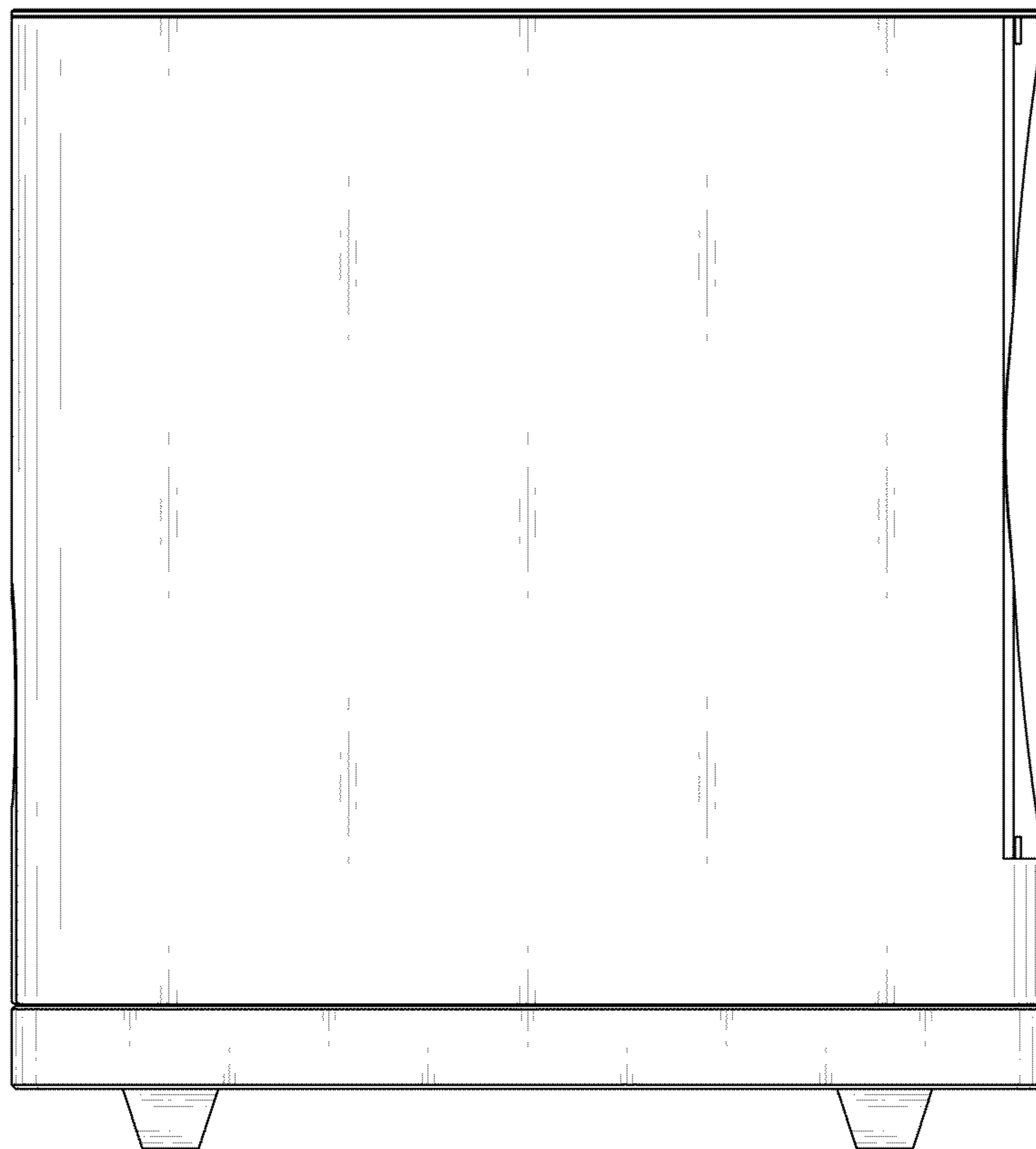


FIG. 6

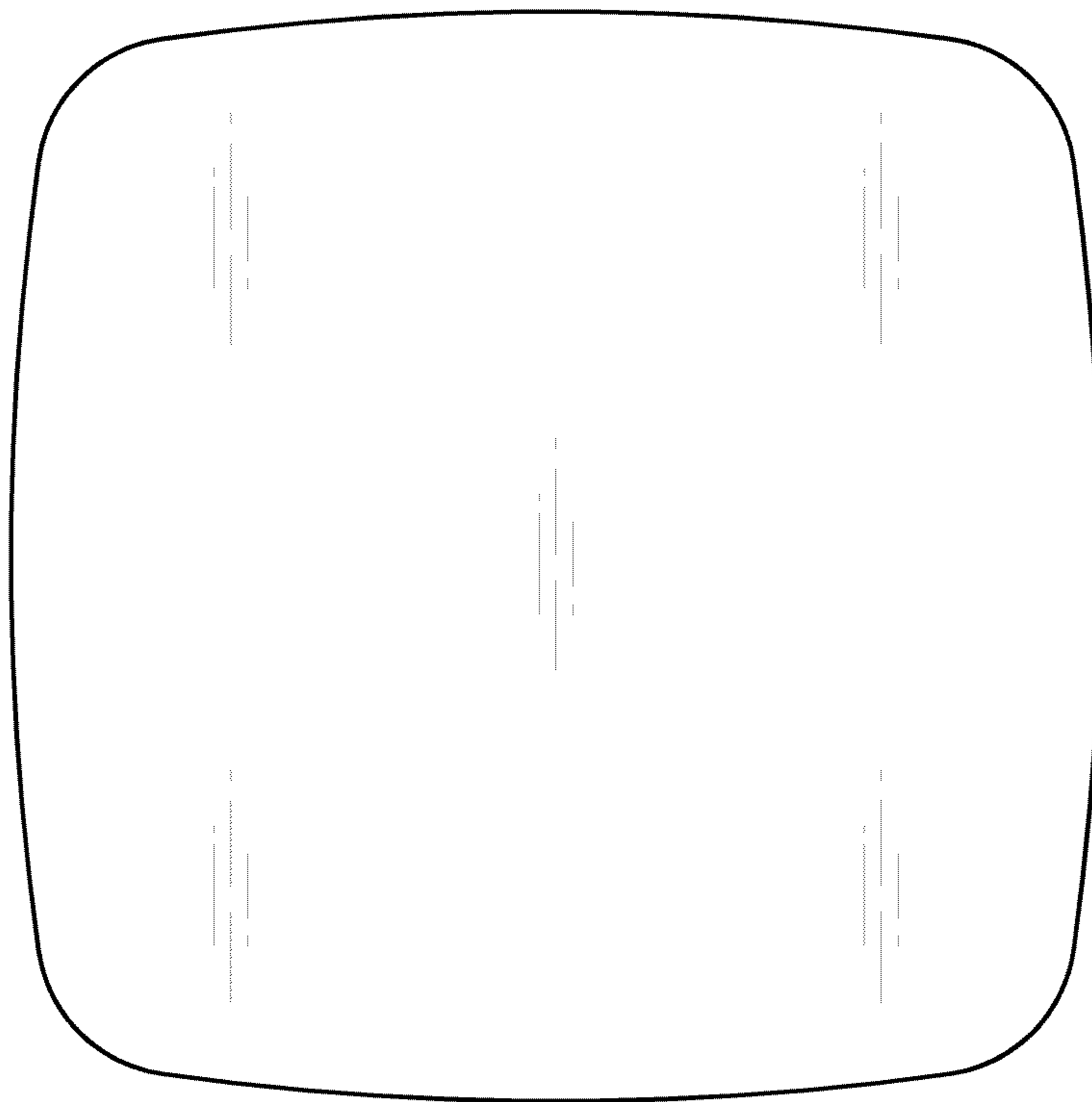


FIG. 7

