



US00D724558S

(12) **United States Design Patent**
Bast

(10) **Patent No.:** **US D724,558 S**
(45) **Date of Patent:** **** Mar. 17, 2015**

(54) **AMPLIFIER**

(71) Applicant: **d&b audiotechnik GmbH**, Backnang (DE)

(72) Inventor: **Markus Bast**, Winnenden (DE)

(73) Assignee: **d&b Audiotechnik GmbH**, Backnang (DE)

(**) Term: **14 Years**

(21) Appl. No.: **29/481,864**

(22) Filed: **Feb. 11, 2014**

(51) **LOC (10) Cl.** **14-03**

(52) **U.S. Cl.**
USPC **D14/188**

(58) **Field of Classification Search**
USPC D14/162, 167-169, 175, 179, 188,
D14/194-198, 217, 257, 265, 299, 496;
330/1 R, 3, 4, 250; 381/86, 120;
455/344-351

See application file for complete search history.

(56) **References Cited**

U.S. PATENT DOCUMENTS

D225,469 S *	12/1972	Gray et al.	D24/164
D318,279 S *	7/1991	Laiacona et al.	D14/217
D349,702 S *	8/1994	Daichyo	D14/198
D436,351 S *	1/2001	Asai	D14/188
D438,192 S *	2/2001	Asai	D14/188

D445,099 S *	7/2001	Benders	D14/135
D465,456 S *	11/2002	Lee	D13/123
D529,479 S *	10/2006	Wolf et al.	D14/188
D553,109 S *	10/2007	Kim et al.	D14/506
D558,195 S *	12/2007	Divine et al.	D14/257
D573,592 S *	7/2008	Divine et al.	D14/257
D599,789 S *	9/2009	Shimizu	D14/257
D619,132 S *	7/2010	Skaf et al.	D14/257
D699,212 S *	2/2014	Tanaka	D14/188
D710,821 S *	8/2014	Marklund	D14/188

* cited by examiner

Primary Examiner — Keli L Hill

(74) *Attorney, Agent, or Firm* — Baker & Hostetler LLP

(57) **CLAIM**

I claim the ornamental design for an amplifier, as shown and described.

DESCRIPTION

FIG. 1 is a left front and side perspective view of an amplifier, embodying my new design;

FIG. 2 is a front elevation view thereof;

FIG. 3 is a rear elevation view thereof;

FIG. 4 is a top plan view thereof;

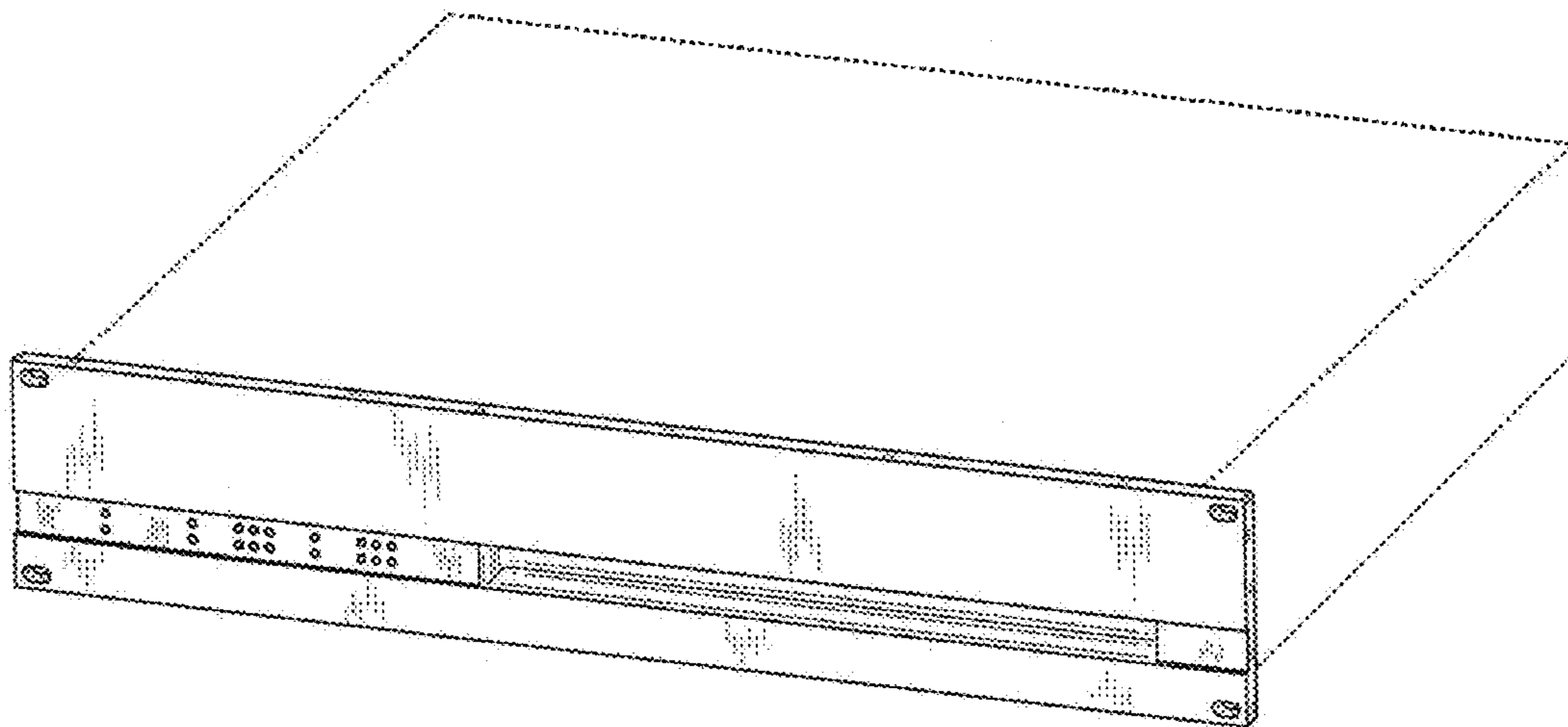
FIG. 5 is a bottom plan view thereof;

FIG. 6 is a right side elevation view thereof; and,

FIG. 7 is a left side elevation view thereof.

The subject matter shown in dashed lines, and any surfaces of the design not shown, including interior surfaces, form no part of the claimed invention.

1 Claim, 5 Drawing Sheets



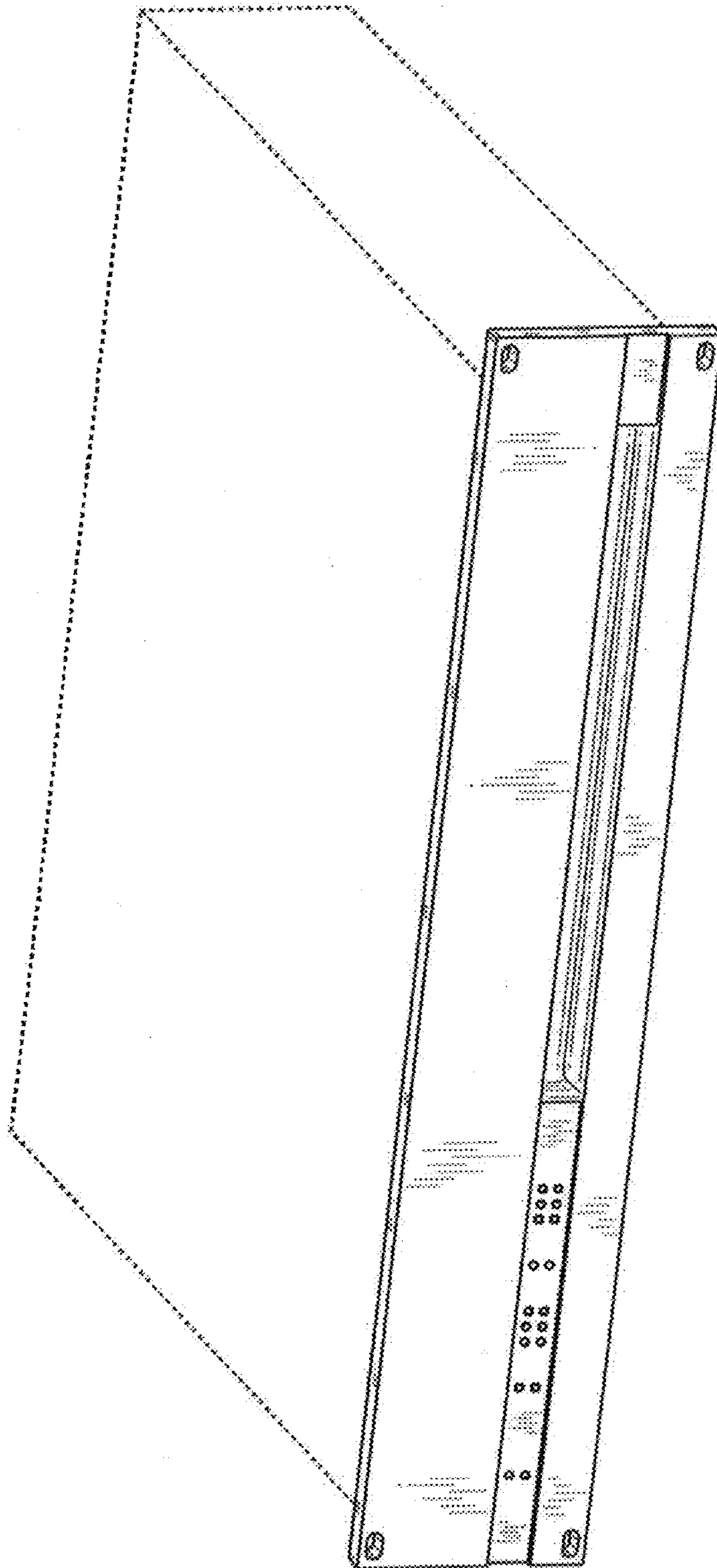


FIG. 1

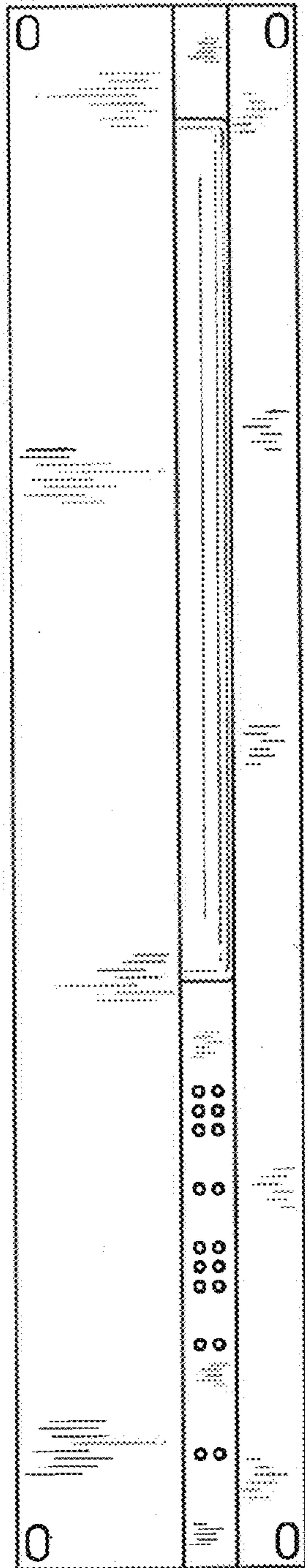


FIG. 2




FIG. 3




FIG. 4




FIG. 5




FIG. 6




FIG. 7