



US00D724545S

(12) **United States Design Patent**
Shin

(10) **Patent No.:** **US D724,545 S**
(45) **Date of Patent:** **** Mar. 17, 2015**

(54) **TERMINAL FOR MOTOR-PROTECTION RELAY**

D14/434; 439/271, 535, 639, 652, 709,
439/715-718, 736; 361/160, 166, 601, 627,
361/628, 686; 200/237, 293, 294, 297,
200/302.3, 400, 401

(71) Applicant: **LSIS Co., Ltd.**, Anyang-si, Gyeonggi-do (KR)

See application file for complete search history.

(72) Inventor: **Young Sung Shin**, Seoul (KR)

(56) **References Cited**

(73) Assignee: **LSIS Co., Ltd.**, Anyang-si (KR)

U.S. PATENT DOCUMENTS

(**) Term: **14 Years**

D390,134	S	*	2/1998	Ingebritson et al.	D10/50
D604,238	S	*	11/2009	Engel et al.	D13/110
D608,296	S	*	1/2010	Shin	D13/159
D612,813	S	*	3/2010	Paul	D13/162
D613,255	S	*	4/2010	Paul	D13/162
D645,002	S	*	9/2011	Kashimoto	D13/162
D677,224	S	*	3/2013	Chen et al.	D13/110
2008/0058964	A1	*	3/2008	Nickerson et al.	700/19

(21) Appl. No.: **29/479,044**

(22) Filed: **Jan. 10, 2014**

* cited by examiner

(30) **Foreign Application Priority Data**

Jul. 26, 2013 (KR) 30-2013-0038850

(51) **LOC (10) Cl.** **13-03**

Primary Examiner — Thomas Johannes

(52) **U.S. Cl.**

Assistant Examiner — Shawn T Gingrich

USPC **D13/159**

(74) *Attorney, Agent, or Firm* — Birch, Stewart, Kolasch & Birch, LLP

(58) **Field of Classification Search**

CPC F24D 19/1096; G05B 19/042; G05B

(57) **CLAIM**

I claim the ornamental design for a terminal for motor-protection relay, as shown and described.

19/0426; G05B 2219/23043; G05B

DESCRIPTION

2219/23051; G05B 2219/23297; G05B

FIG. 1 is a perspective view of a terminal for motor-protection relay showing my new design;

2219/23406; G05B 2219/25085; G05B

FIG. 2 is a front elevation view thereof;

2219/2625; H01H 35/027; H01H 19/64;

FIG. 3 is a rear elevation view thereof;

H01H 2071/086; H01H 1/365; H01H

FIG. 4 is a left-side elevation view thereof;

2071/0292; H01H 21/54; H01H 71/0271;

FIG. 5 is a right-side elevation view thereof;

H05B 1/0277; H05B 2203/032; H01R 9/037;

FIG. 6 is a top plan view thereof; and,

H01R 9/2675; H01R 4/36; H01R 4/4827;

FIG. 7 is a bottom plan view thereof.

H01R 9/2491; H01R 9/26; H01R 9/2658;

H01R 13/447; H01R 13/50; H01R 13/501;

H01R 29/00; H01R 31/08; H01R 4/2433

USPC D13/101, 103, 110, 119, 123, 146, 147,

D13/151, 158-164, 171, 173, 174, 177, 178,

D13/184, 199; D10/50, 52; D14/240, 433,

1 Claim, 4 Drawing Sheets

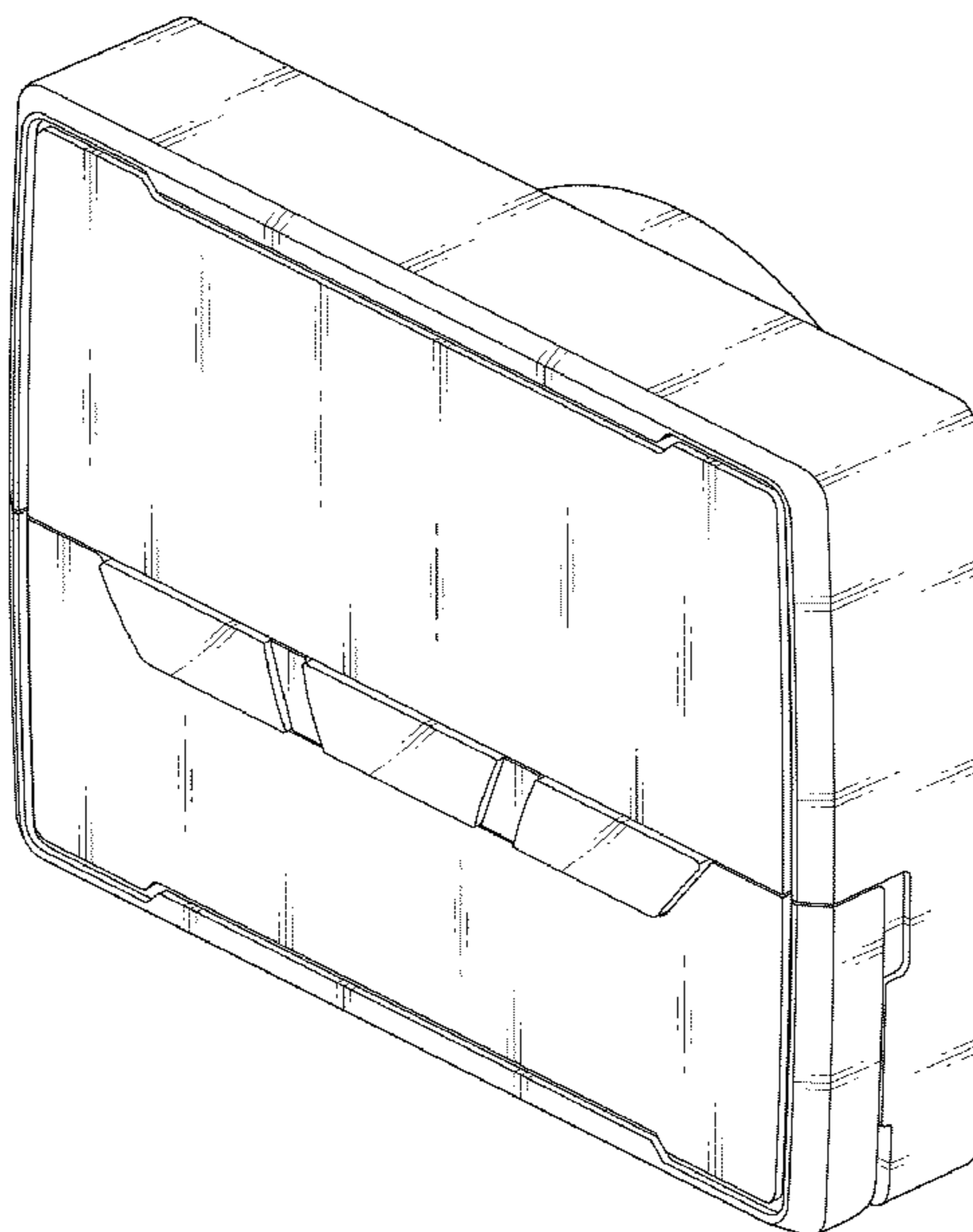


FIG. 1

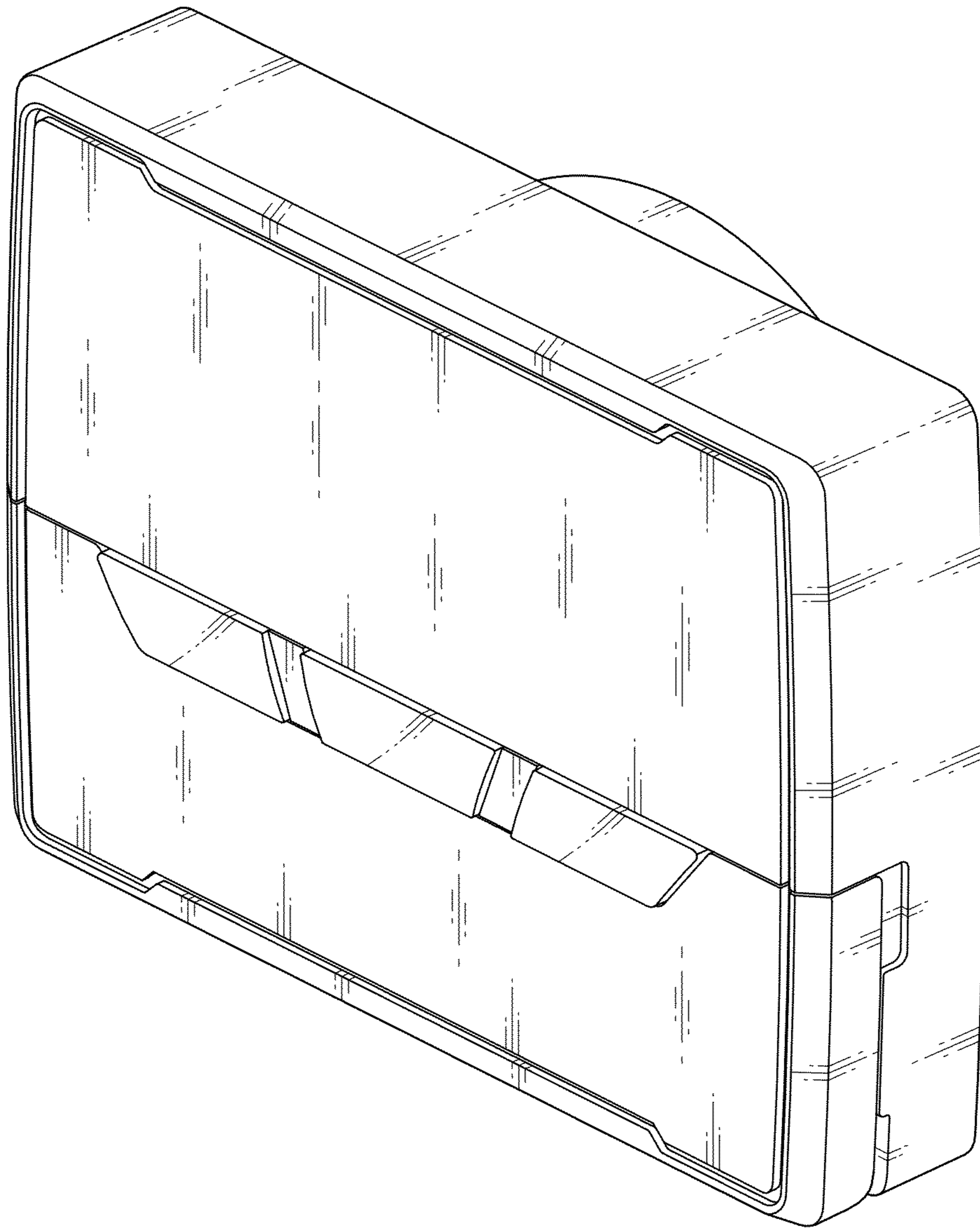


FIG. 2

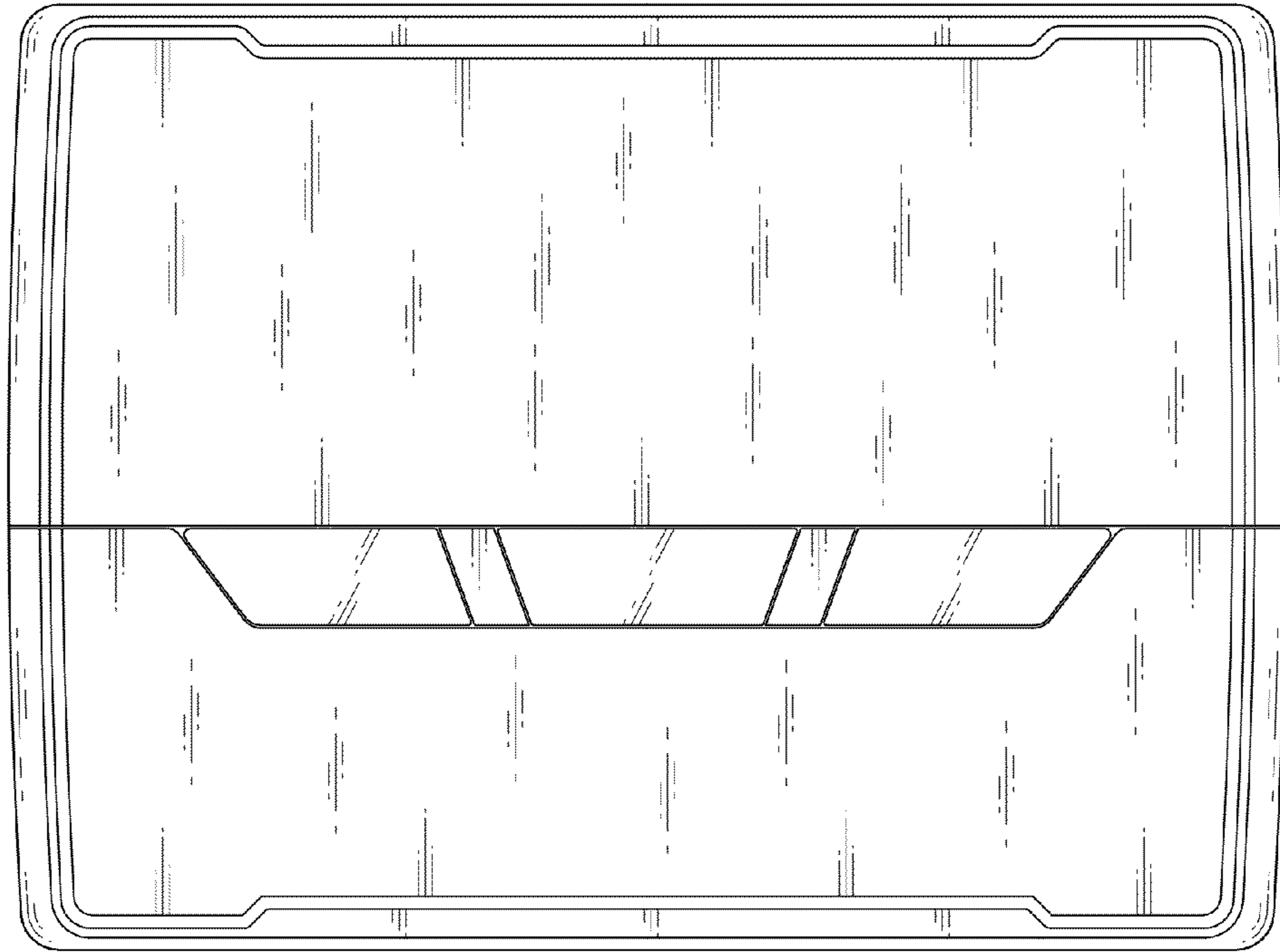


FIG. 3




FIG. 4

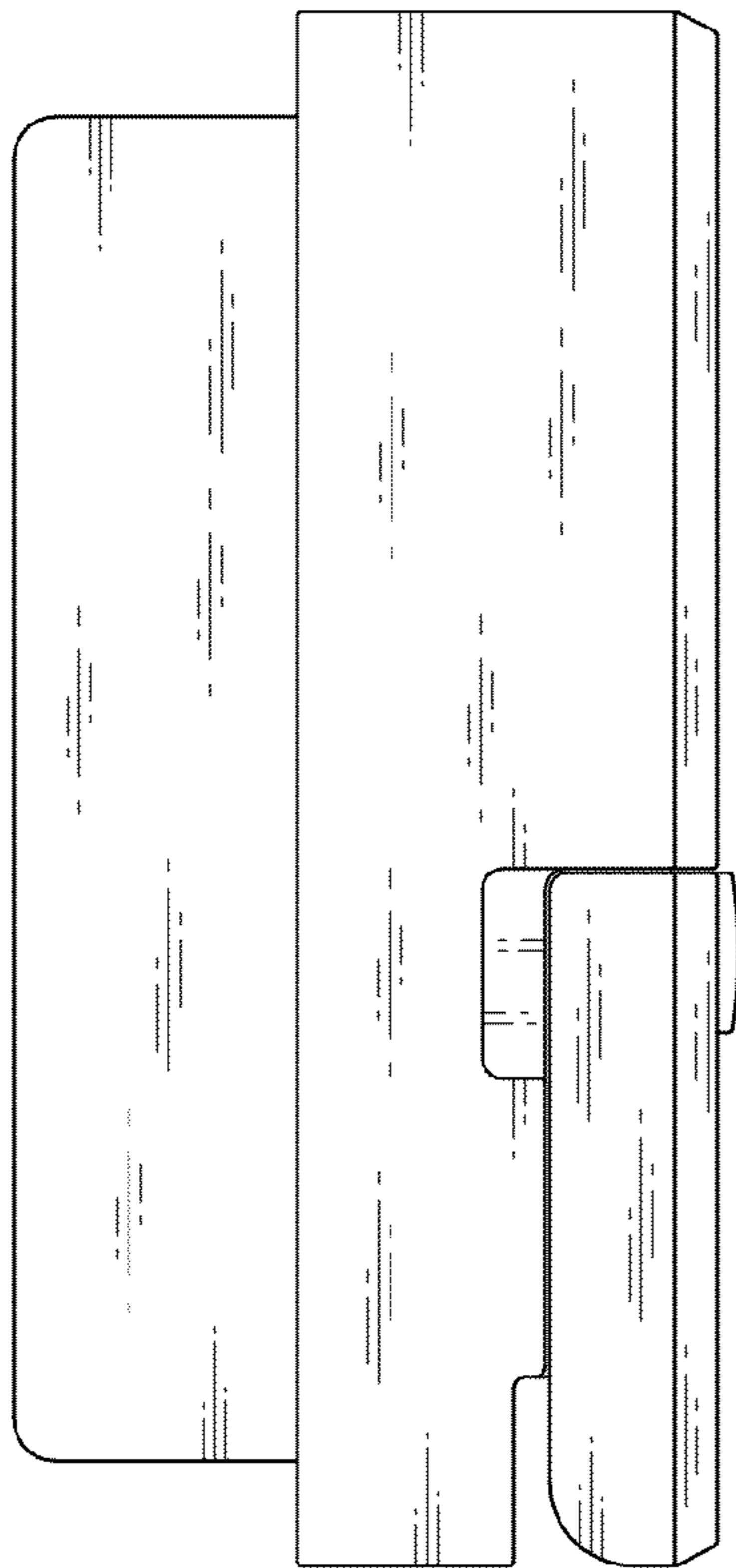


FIG. 5

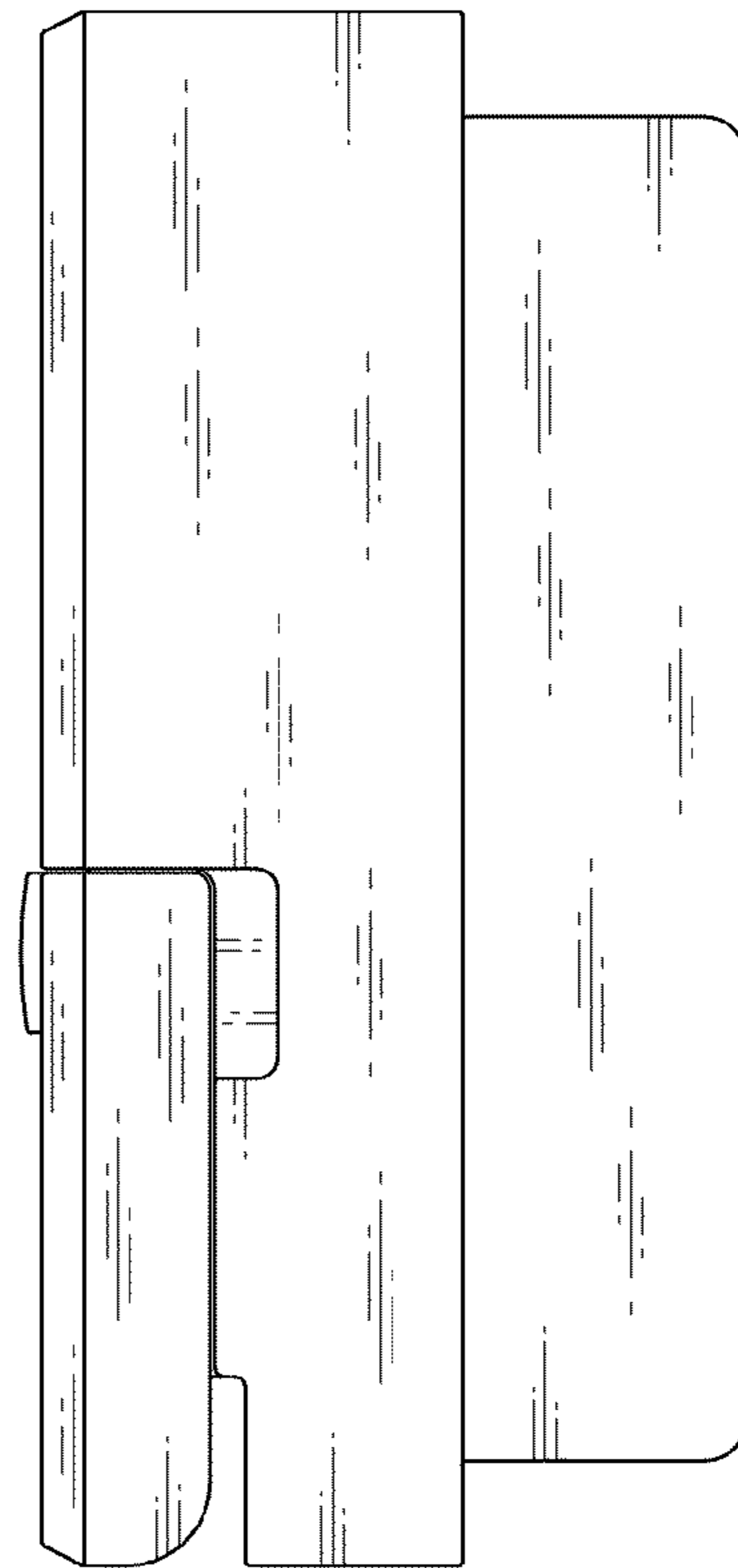


FIG. 6




FIG. 7

