



US00D724531S

(12) **United States Design Patent**
Higashi

(10) **Patent No.:** **US D724,531 S**
(45) **Date of Patent:** **** Mar. 17, 2015**

- (54) **BATTERY PACK**
- (71) Applicant: **TRA Company Ltd.**, Osaka (JP)
- (72) Inventor: **Ryo Higashi**, Osaka (JP)
- (73) Assignee: **TRA Company Ltd.**, Osaka (JP)
- (**) Term: **14 Years**
- (21) Appl. No.: **29/494,107**
- (22) Filed: **Jun. 17, 2014**
- (51) **LOC (10) Cl.** **13-02**
- (52) **U.S. Cl.**
USPC **D13/103**
- (58) **Field of Classification Search**
CPC Y02E 60/12; Y02E 60/122; Y02E 60/124;
Y02E 60/50; H01M 2/02; H01M 2/022;
H01M 2/0202; H01M 2/0207; H01M 2/0212;
H01M 2/1061; H01M 2/1022; H01M 2/1055;
H01M 2/1066; H01M 2/105; H01M 2/204;
H01M 10/4257; H01M 10/0436; H01M 10/48
USPC D13/102-106, 110, 119-121, 184;
429/96-100, 163, 176
See application file for complete search history.

(56) **References Cited**
U.S. PATENT DOCUMENTS

- D408,796 S * 4/1999 Georgopoulos D14/354
- D424,528 S * 5/2000 Dernehl D13/184

- D438,508 S * 3/2001 Stanford et al. D13/103
- D516,502 S * 3/2006 Small D13/103
- D570,772 S * 6/2008 Mahaffey et al. D13/110
- D593,940 S * 6/2009 Nomi et al. D13/103
- D601,490 S * 10/2009 Zhu et al. D13/102
- D601,961 S * 10/2009 Mahaffey et al. D13/123
- D654,852 S * 2/2012 Hansen D13/103
- D658,581 S * 5/2012 Reade et al. D13/110
- D682,777 S * 5/2013 Gupta et al. D13/103
- D699,177 S * 2/2014 Higashi
- D705,719 S * 5/2014 Wong D13/103
- D719,862 S * 12/2014 Fiedler et al. D10/106.95

* cited by examiner


Primary Examiner — Rosemary K Tarca
(74) *Attorney, Agent, or Firm* — Cermak Nakajima & McGowan LLP; Tomoko Nakajima

(57) **CLAIM**
The ornamental design for a battery pack, as shown.

DESCRIPTION

FIG. 1 is a perspective view of a battery pack showing my new design;
FIG. 2 is a front elevational view thereof;
FIG. 3 is a rear elevational view thereof;
FIG. 4 is a top plan view thereof;
FIG. 5 is a bottom plan view thereof;
FIG. 6 is a right side elevational view thereof; and,
FIG. 7 is a left side elevational view thereof.

1 Claim, 7 Drawing Sheets






FIG. 1




FIG. 2




FIG. 3




FIG. 4




FIG. 5




FIG. 6




FIG. 7