



US00D724526S

(12) **United States Design Patent**  
**Lee et al.**

(10) **Patent No.:** **US D724,526 S**  
(45) **Date of Patent:** **\*\* Mar. 17, 2015**

(54) **BATTERY**

(75) Inventors: **Soo-Jung Lee**, Gimpo-si (KR);  
**Dae-Joung Kim**, Seoul (KR); **Sang-Min Hyun**, Seoul (KR); **Hae-Jin Kim**, Seoul (KR)

(73) Assignee: **Samsung Electronics Co., Ltd.**, Suwon-si (KR)

(\*\*) Term: **14 Years**

(21) Appl. No.: **29/424,594**

(22) Filed: **Jun. 13, 2012**

(30) **Foreign Application Priority Data**

Feb. 20, 2012 (KR) ..... 30-2012-0007572

(51) **LOC (10) Cl.** ..... **13-02**

(52) **U.S. Cl.**  
USPC ..... **D13/103; D13/119**

(58) **Field of Classification Search**  
USPC ..... D13/103-109, 118-122, 110-116;  
320/110-113; 429/96-100, 163,  
429/175-176, 187; D3/248, 252, 218, 228;  
D19/26; D28/73-78, 83; D27/185;  
D11/78.1  
See application file for complete search history.

(56) **References Cited**

**U.S. PATENT DOCUMENTS**

D169,825 S \* 6/1953 Schildkraut ..... D11/78.1  
D340,355 S \* 10/1993 Little ..... D3/247

D368,800 S \* 4/1996 Shink ..... D3/218  
D410,773 S \* 6/1999 Case ..... D3/228  
D412,059 S \* 7/1999 White et al. .... D3/215  
D563,098 S \* 3/2008 Segreto et al. .... D3/218  
D591,044 S \* 4/2009 Lakhiani ..... D3/249  
D592,987 S \* 5/2009 McGarity et al. .... D11/78.1  
D639,731 S \* 6/2011 Sun ..... D13/103  
D665,341 S \* 8/2012 Chu et al. .... D13/103  
D666,149 S \* 8/2012 Sacks ..... D13/119  
D677,193 S \* 3/2013 MacDonald ..... D11/78.1  
D701,166 S \* 3/2014 Fishman et al. .... D13/103

\* cited by examiner

*Primary Examiner* — Susan Bennett Hattan

*Assistant Examiner* — Brett Miller

(74) *Attorney, Agent, or Firm* — Jefferson IP Law, LLP

(57) **CLAIM**

The ornamental design for battery, as shown and described.

**DESCRIPTION**

FIG. 1 is a perspective view of battery, showing a new design;  
FIG. 2 is a front elevational view thereof;  
FIG. 3 is a rear elevational view thereof;  
FIG. 4 is a left side elevational view thereof;  
FIG. 5 is a right side elevational view thereof;  
FIG. 6 is a top plan view thereof; and,  
FIG. 7 is a bottom plan view thereof.  
The broken lines in the figures are for environmental purpose only and form no part of the claimed design.

**1 Claim, 6 Drawing Sheets**

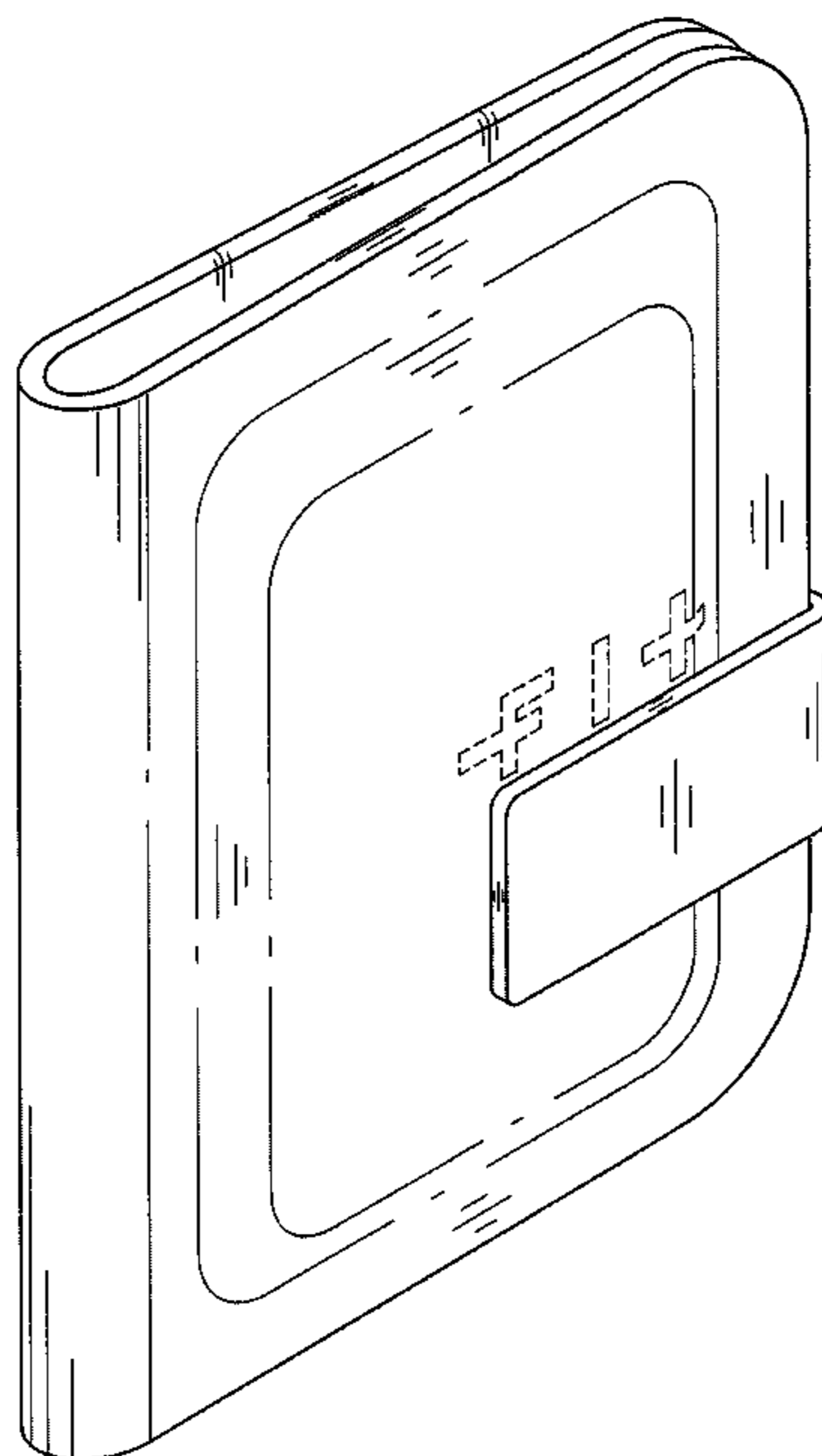


FIG. 1

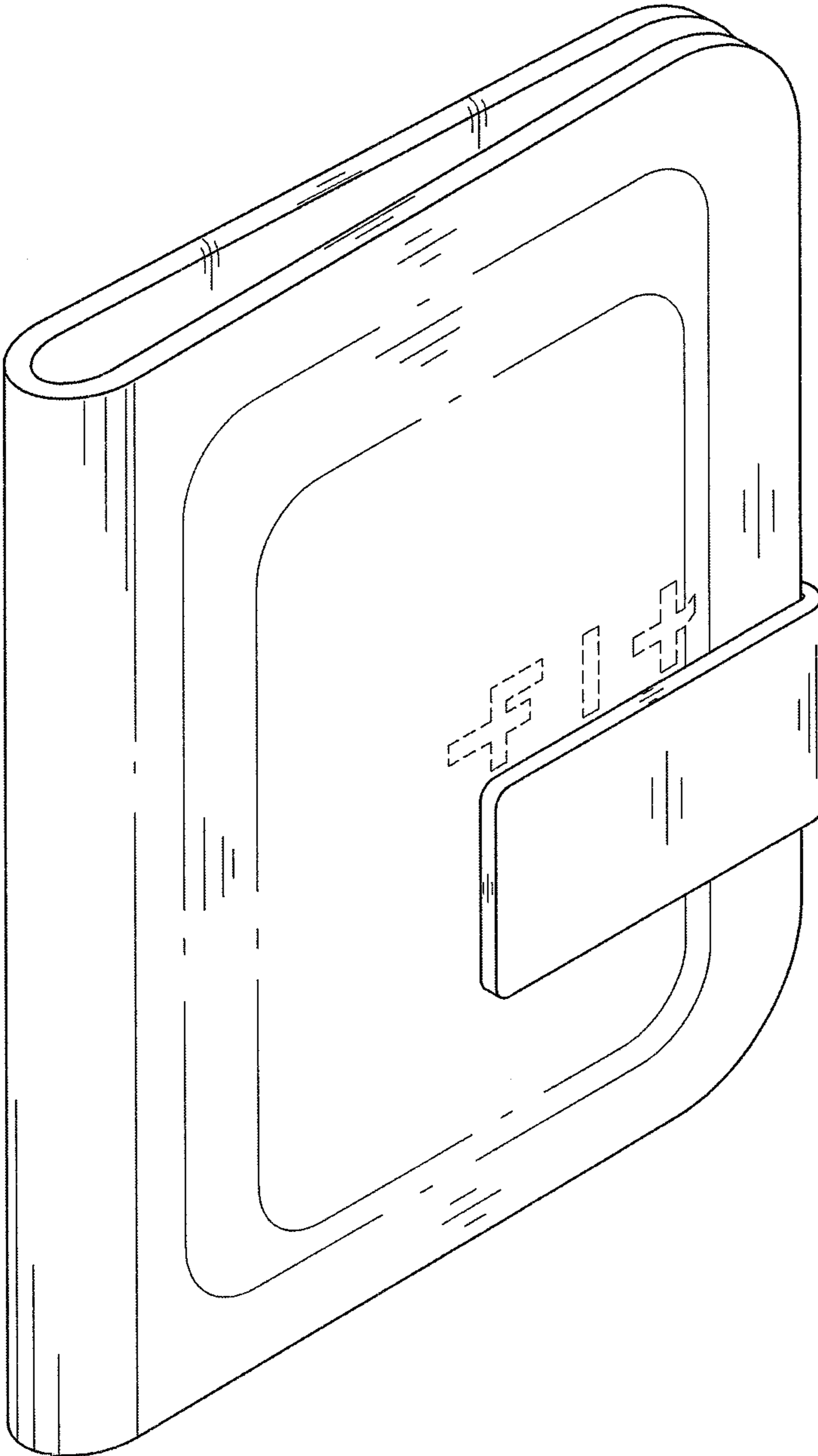


FIG. 2

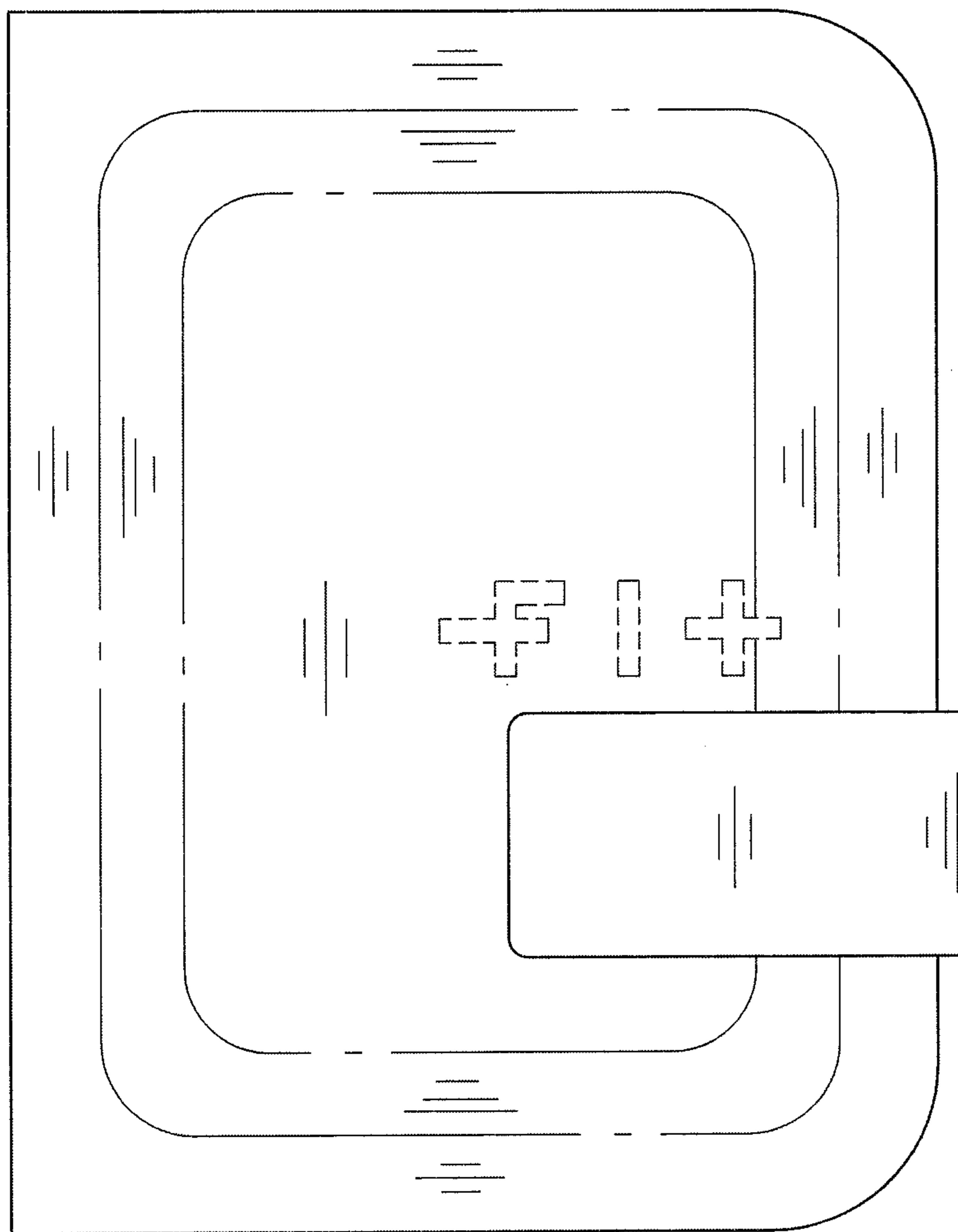


FIG. 3

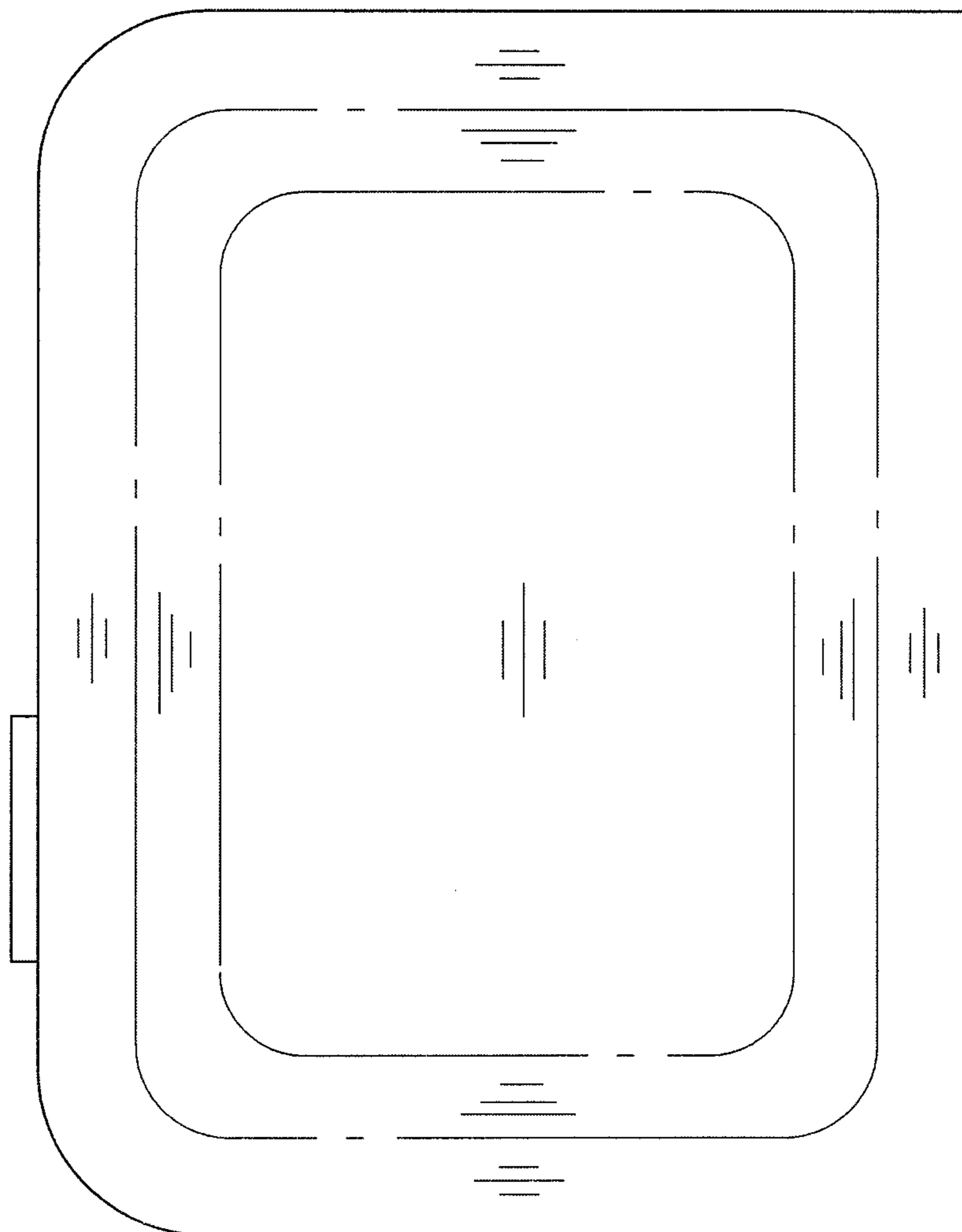


FIG. 4




FIG. 5

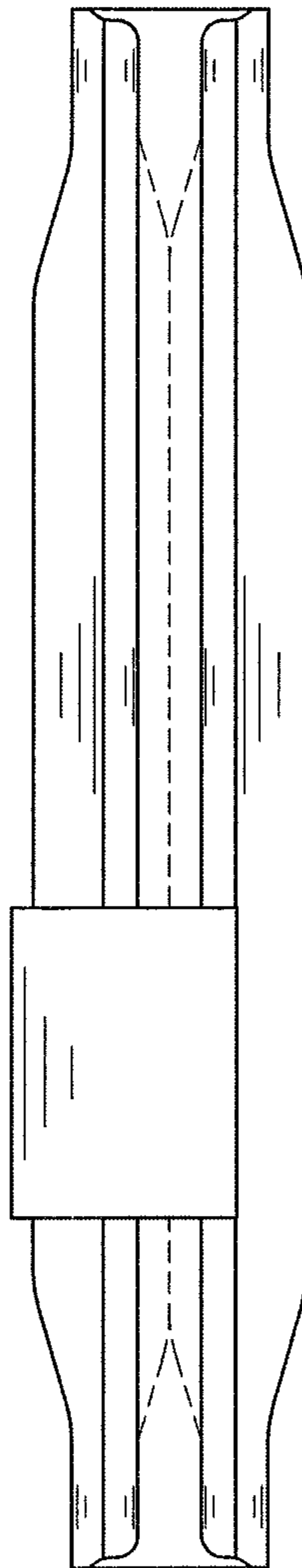


FIG. 6

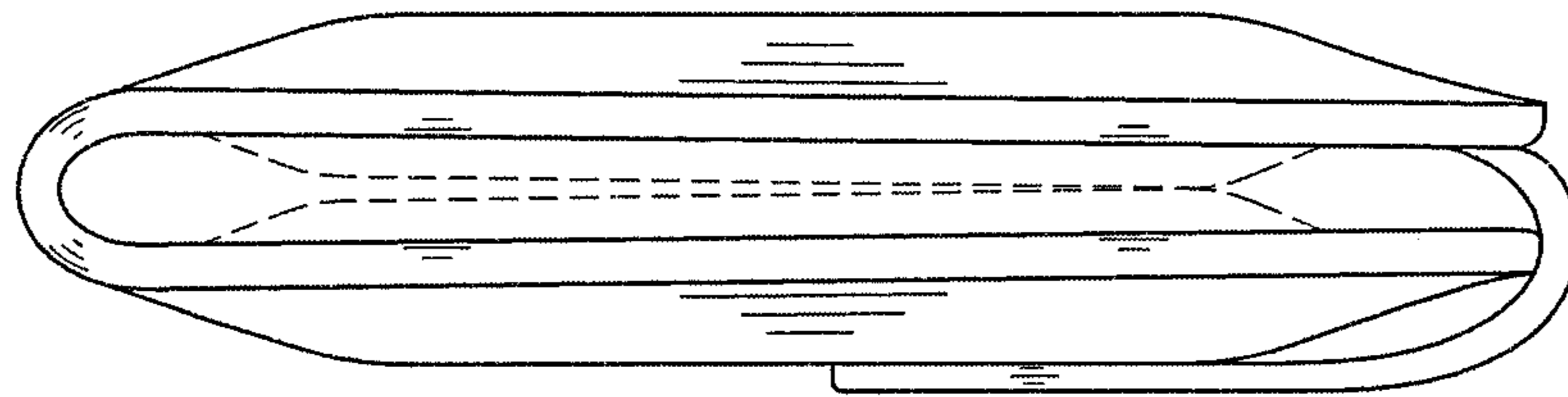


FIG. 7

