



US00D724525S

(12) **United States Design Patent**
Lee et al.

(10) **Patent No.:** **US D724,525 S**
(45) **Date of Patent:** **** Mar. 17, 2015**

(54) **BATTERY**

(56) **References Cited**

(75) Inventors: **Soo-Jung Lee**, Hwaseong-si (KR);
Sang-Min Hyun, Seoul (KR);
Dae-Joung Kim, Seoul (KR); **Hae-Jin Kim**, Seoul (KR)

U.S. PATENT DOCUMENTS

D169,825 S *	6/1953	Schildkraut	D11/78.1
D340,355 S *	10/1993	Little	D3/247
D368,800 S *	4/1996	Shink	D3/218
D410,773 S *	6/1999	Case	D3/228
D412,059 S *	7/1999	White et al.	D3/215
D563,098 S *	3/2008	Segreto et al.	D3/218
D591,044 S *	4/2009	Lakhiani	D3/249
D592,987 S *	5/2009	McGarity et al.	D11/78.1
D639,731 S *	6/2011	Sun	D13/103
D665,341 S *	8/2012	Chu et al.	D13/103
D666,149 S *	8/2012	Sacks	D13/119
D677,193 S *	3/2013	MacDonald	D11/78.1
D701,166 S *	3/2014	Fishman et al.	D13/103

(73) Assignee: **Samsung Electronics Co., Ltd.**,
Suwon-si (KR)

(**) Term: **14 Years**

(21) Appl. No.: **29/424,589**

(22) Filed: **Jun. 13, 2012**

(30) **Foreign Application Priority Data**

Feb. 20, 2012 (KR) 30-2012-0007568

(51) **LOC (10) Cl.** **13-02**

(52) **U.S. Cl.**
USPC **D13/103; D13/119**

(58) **Field of Classification Search**
CPC A45C 1/02; A45C 1/06
USPC D13/103-109, 118-122; 320/110-113;
429/96-100, 163, 175-176, 187,
429/110-116; D3/248, 252, 218, 228;
D19/26; D28/73-78, 83; D27/185;
D11/78.1

See application file for complete search history.

* cited by examiner

Primary Examiner — Susan Bennett Hattan

Assistant Examiner — Brett Miller

(74) *Attorney, Agent, or Firm* — Jefferson IP Law, LLP

(57) **CLAIM**

The ornamental design for a battery, as shown and described.

DESCRIPTION

FIG. 1 is a perspective view of a battery, showing a new design;

FIG. 2 is a front elevational view thereof;

FIG. 3 is a rear elevational view thereof;

FIG. 4 is a left side elevational view thereof;

FIG. 5 is a right side elevational view thereof;

FIG. 6 is a top plan view thereof; and,

FIG. 7 is a bottom plan view thereof.

The broken lines in the figures are for environmental purposes only and form no part of the claimed design.

1 Claim, 6 Drawing Sheets

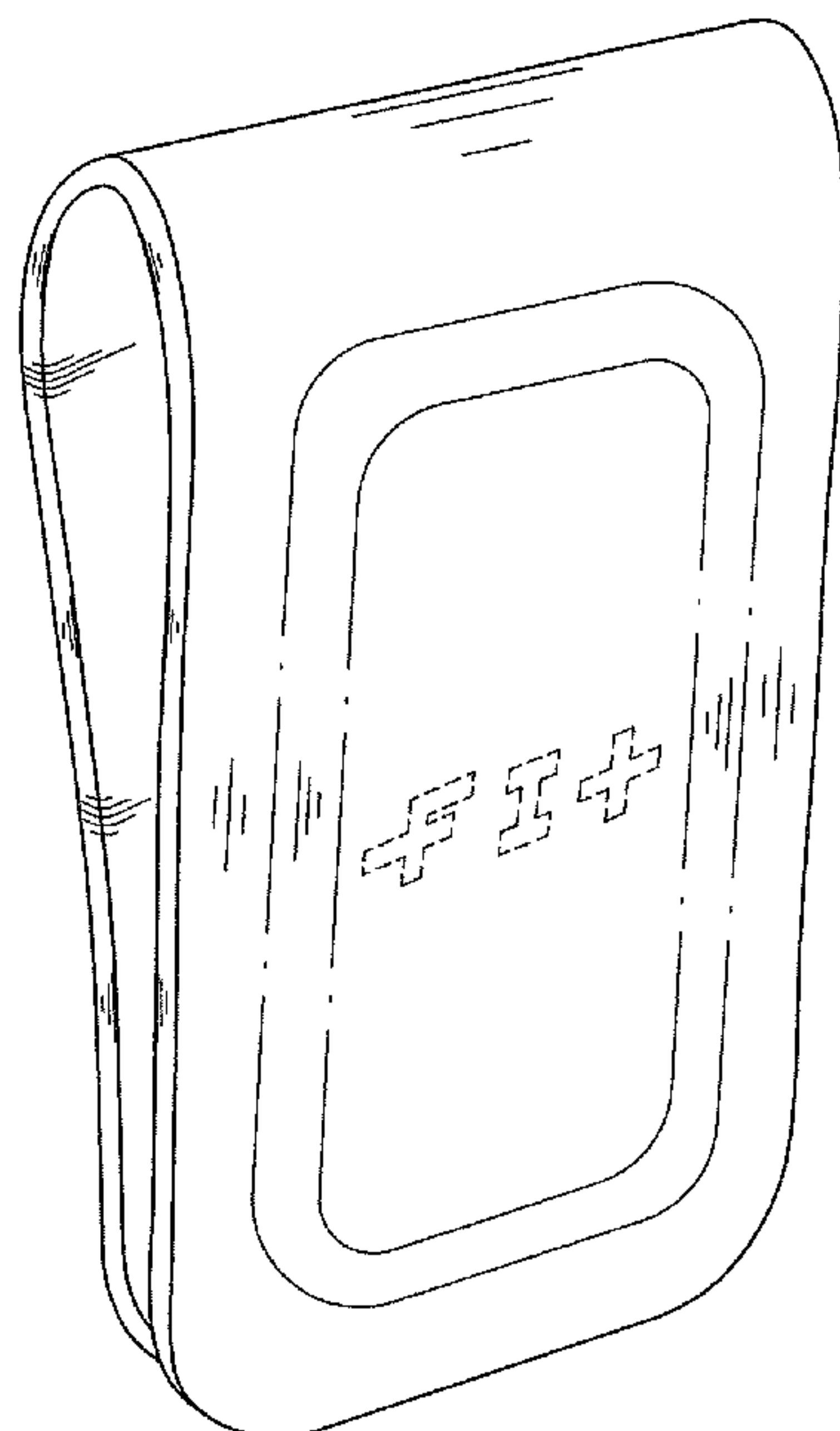


FIG. 1

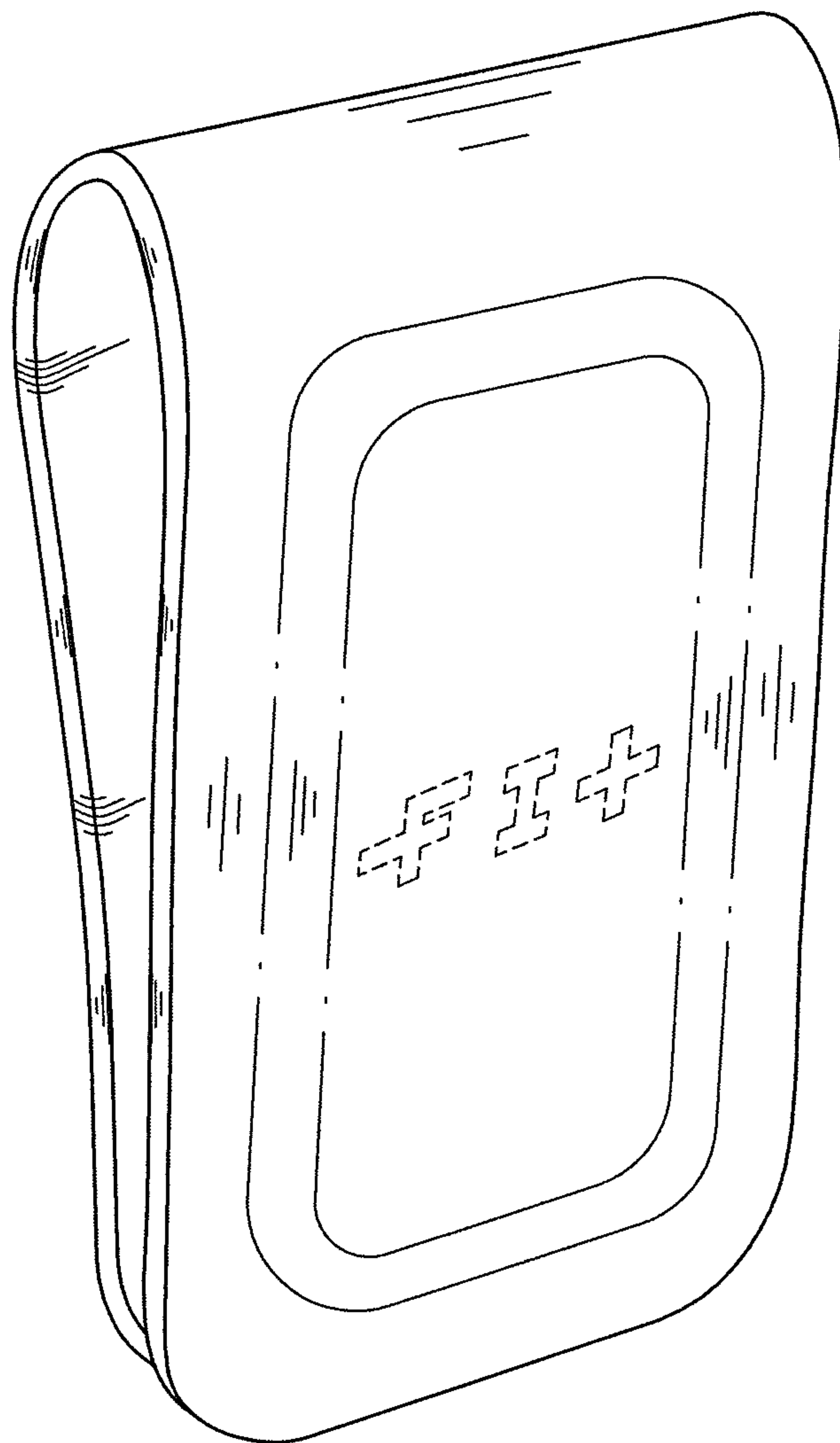


FIG. 2

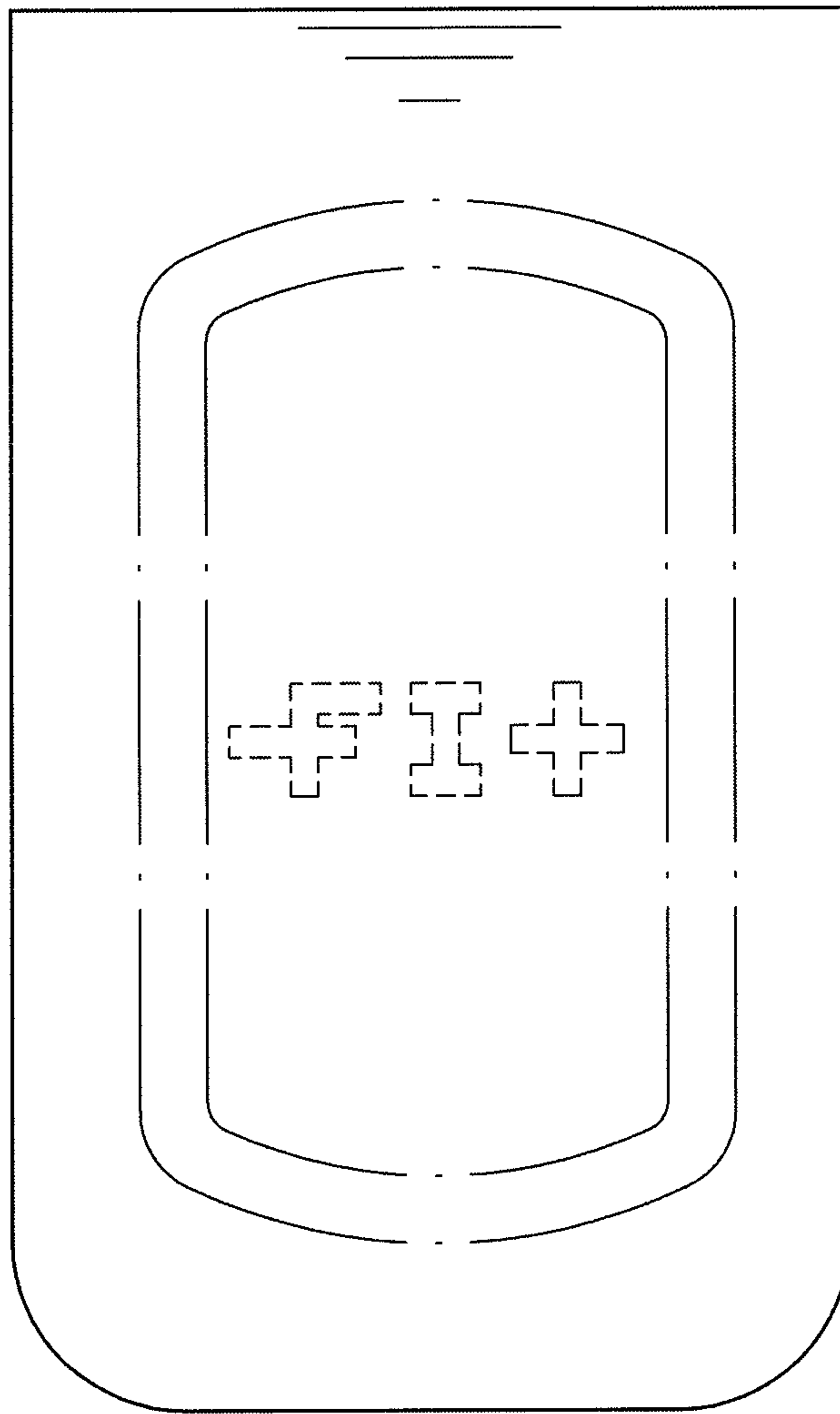


FIG. 3

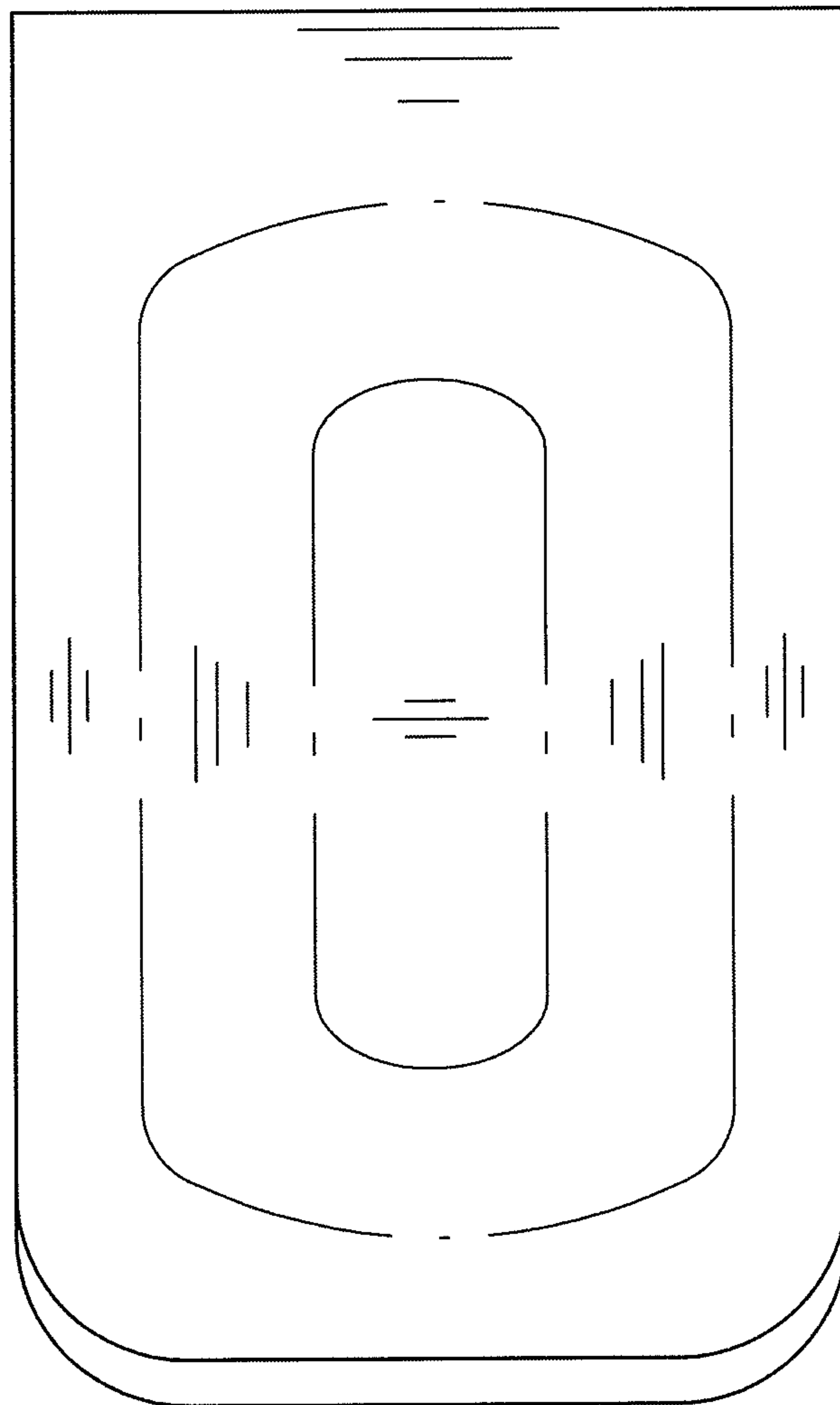


FIG. 4

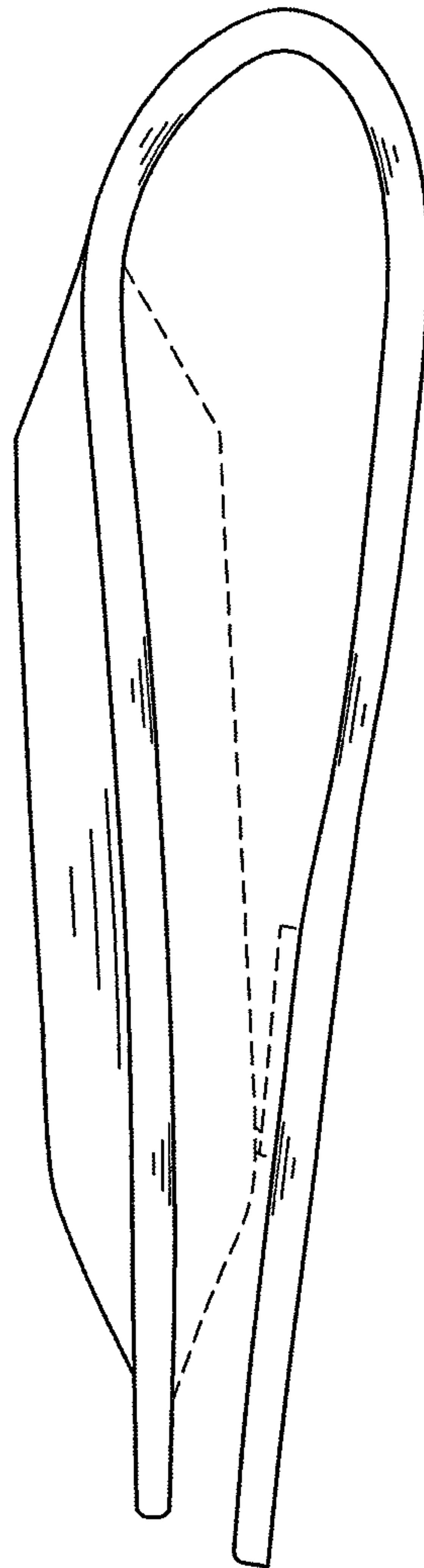


FIG. 5

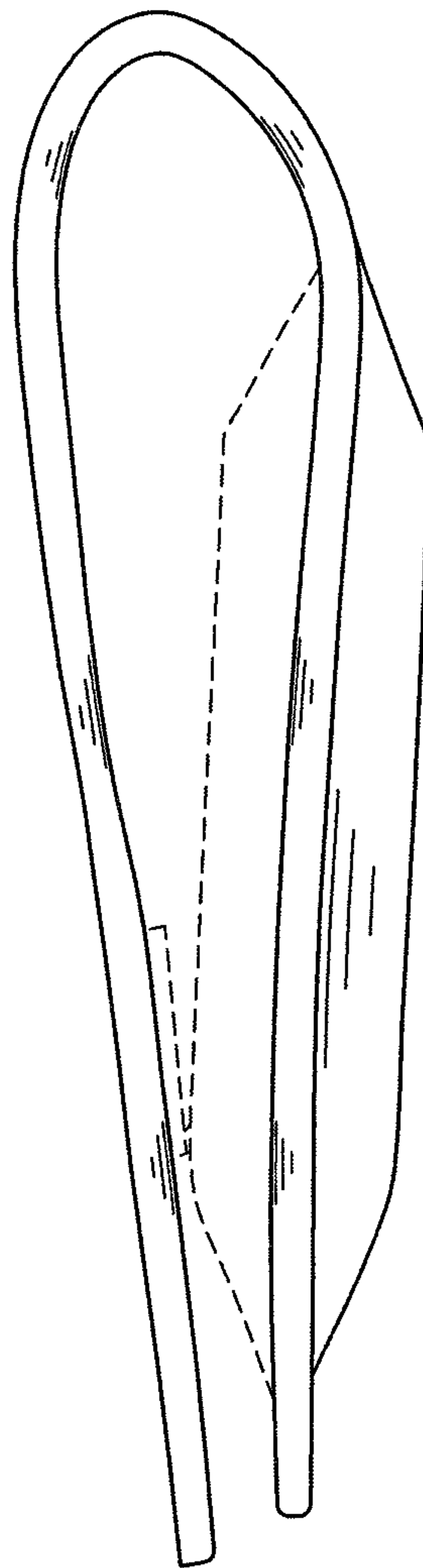


FIG. 6

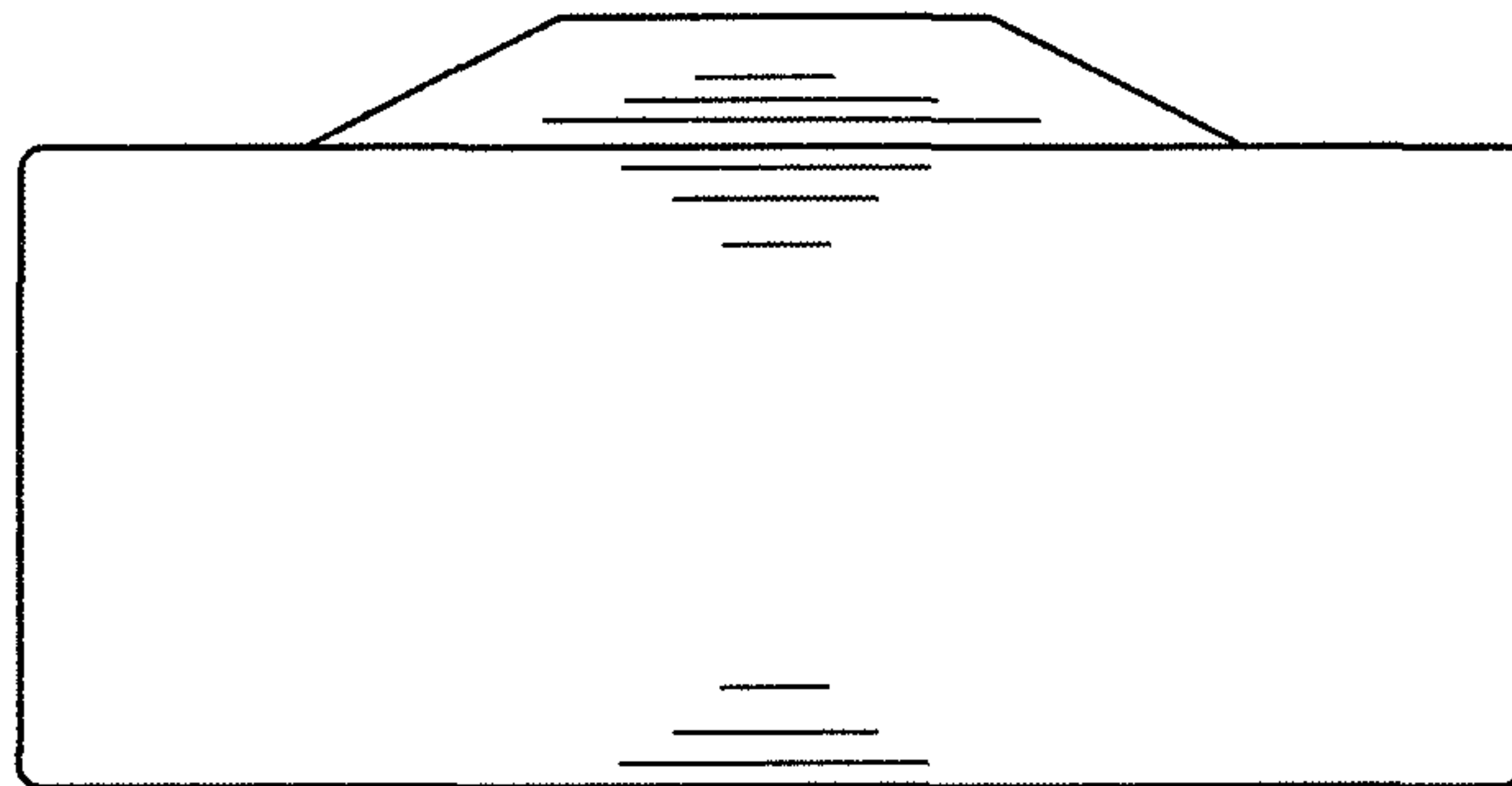


FIG. 7

