

US00D724519S

(12) **United States Design Patent**
Baker

(10) **Patent No.:** **US D724,519 S**

(45) **Date of Patent:** **** Mar. 17, 2015**

(54) **CUSTOM-SIZED VEHICLE FENDER COVER**

(71) Applicant: **Bob Baker**, Sacramento, CA (US)

(72) Inventor: **Bob Baker**, Sacramento, CA (US)

(**) Term: **14 Years**

(21) Appl. No.: **29/452,341**

(22) Filed: **Apr. 15, 2013**

(51) **LOC (10) Cl.** **12-16**

(52) **U.S. Cl.**
USPC **D12/401**

(58) **Field of Classification Search**
USPC D12/401-405; 160/370.21, 370.22,
160/370.23; 280/770; 150/158, 165-167;
296/136.01, 95.1, 84.1, 77.1;
135/88.01, 88.1; 224/328
See application file for complete search history.

(56) **References Cited**

U.S. PATENT DOCUMENTS

| | | | | | | |
|-----------|---|---|---------|---------------|-------|---------|
| 3,349,784 | A | * | 10/1967 | Roberts | | 135/161 |
| D492,640 | S | * | 7/2004 | Greene et al. | | D12/401 |
| D496,322 | S | * | 9/2004 | Farney et al. | | D12/401 |
| D540,245 | S | * | 4/2007 | Gupta | | D12/401 |
| D621,777 | S | * | 8/2010 | Shmul | | D12/401 |

| | | | | | | |
|-----------|----|---|---------|--------------|-------|-----------|
| D623,582 | S | * | 9/2010 | Smith | | D12/401 |
| D637,134 | S | * | 5/2011 | Kaiser | | D12/318 |
| D665,722 | S | * | 8/2012 | Fujita | | D12/401 |
| D693,288 | S | * | 11/2013 | Martinez | | D12/401 |
| D694,169 | S | * | 11/2013 | Fontanilla | | D12/401 |
| 8,708,027 | B2 | * | 4/2014 | Howie et al. | | 160/368.1 |

* cited by examiner

Primary Examiner — Katrina A Betton

(74) *Attorney, Agent, or Firm* — Craig A. Simmermon

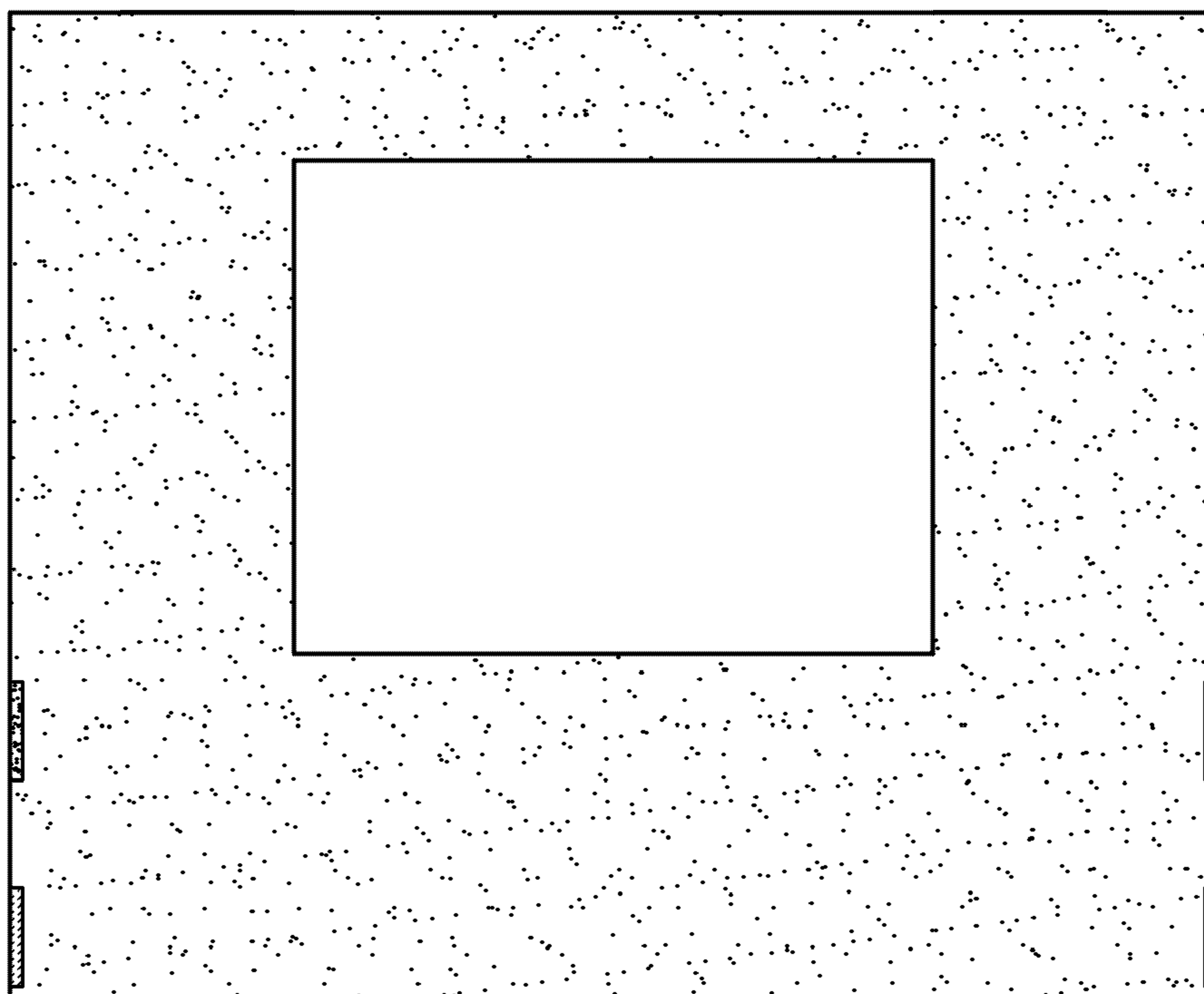
(57) **CLAIM**

The ornamental design for a custom-sized vehicle fender cover, as shown and described.

DESCRIPTION

FIG. 1 is a perspective view of custom-sized vehicle fender cover shown in its environmental use;
FIG. 2 is a top plan view of FIG. 1;
FIG. 3 is a left side elevational view of FIG. 1;
FIG. 4 is a front elevational view of FIG. 1; and,
FIG. 5 is a top plan view of custom-sized vehicle fender cover showing the one-piece aspect of my new design, in a flat condition, and not in its environmental use.
In the drawings, the broken lines depict a vehicle that forms no part of the claimed design.

1 Claim, 5 Drawing Sheets



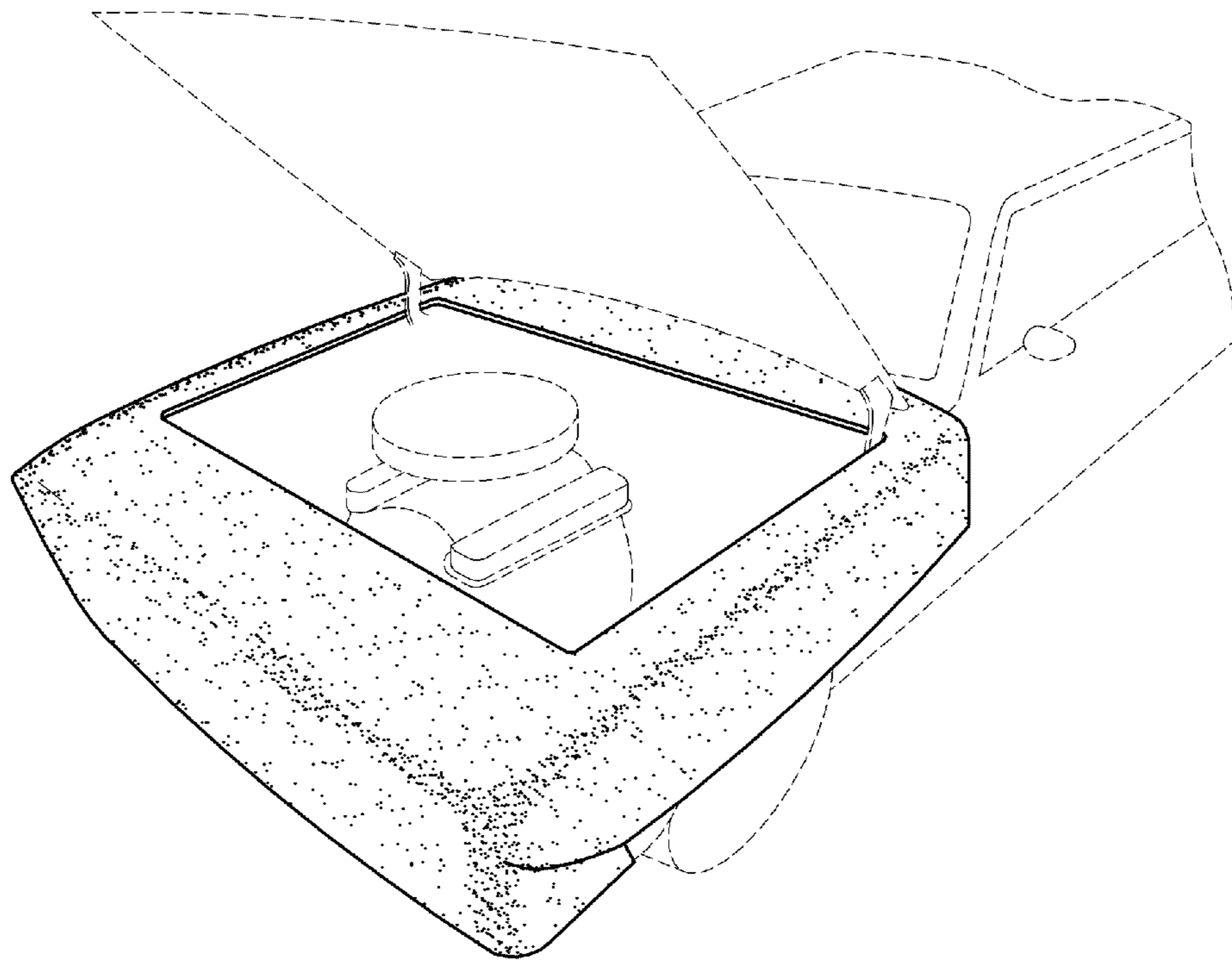


FIG. 1

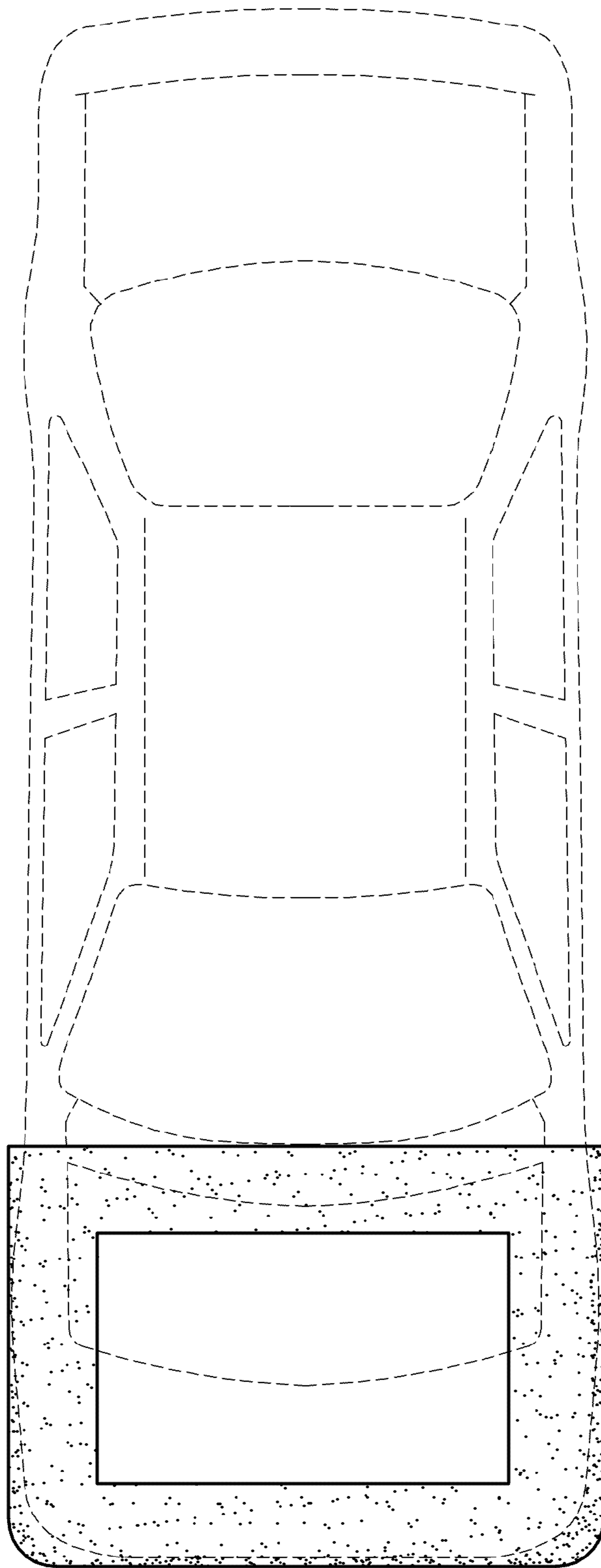


FIG. 2

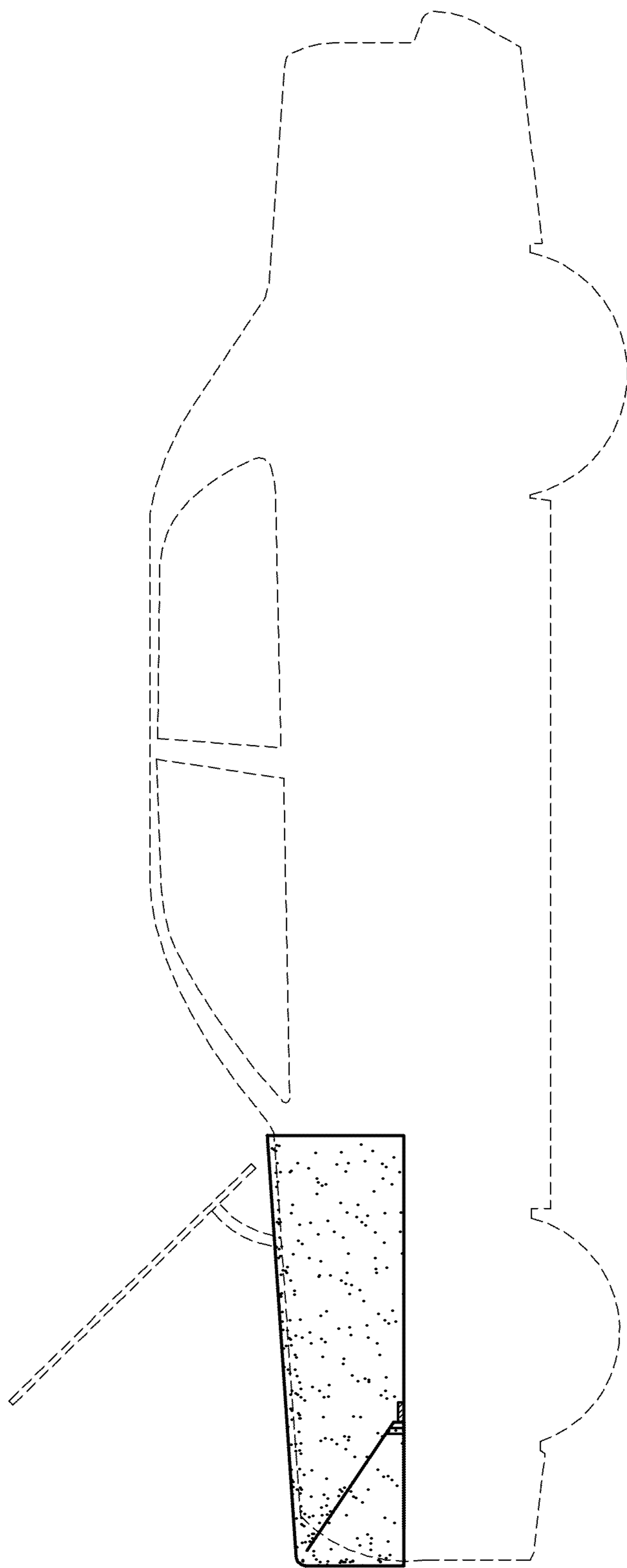


FIG. 3

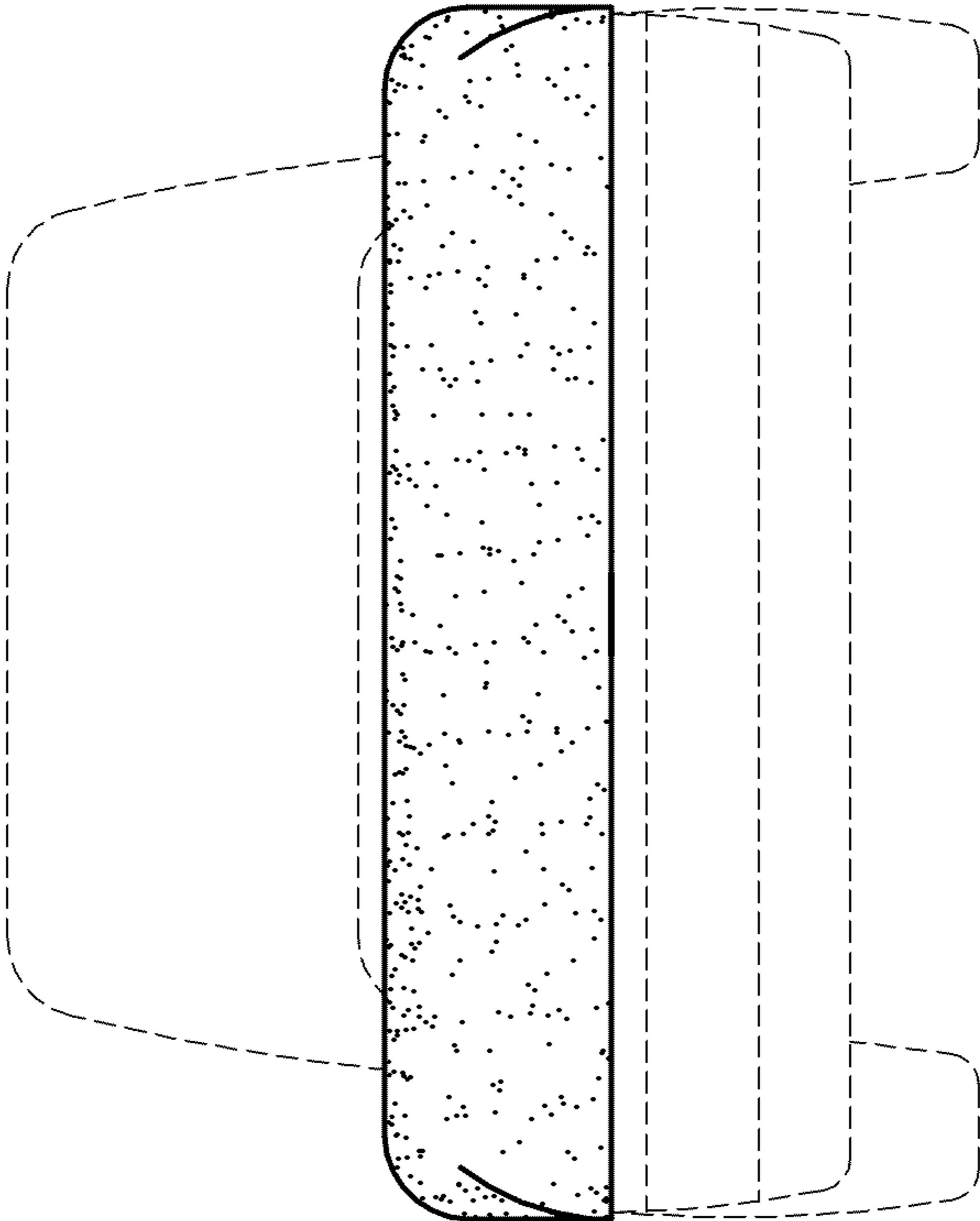


FIG. 4

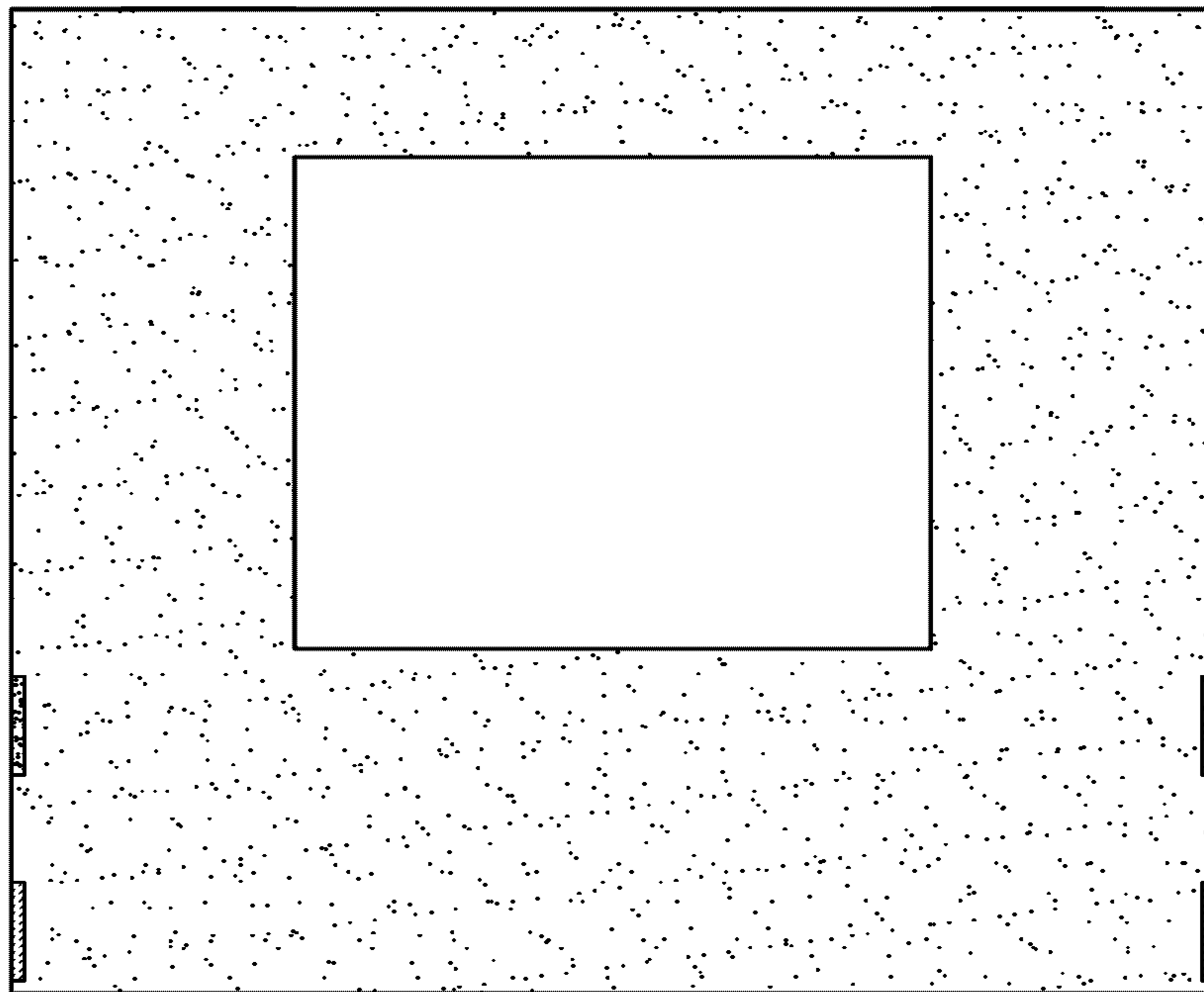


FIG. 5