



US00D724512S

(12) **United States Design Patent**
Chung

(10) **Patent No.:** **US D724,512 S**
(45) **Date of Patent:** **** Mar. 17, 2015**

- (54) **AUTOMOTIVE WHEEL HUB**
- (71) Applicant: **Suny Chung**, Anaheim, CA (US)
- (72) Inventor: **Suny Chung**, Anaheim, CA (US)
- (**) Term: **14 Years**
- (21) Appl. No.: **29/494,824**
- (22) Filed: **Jun. 24, 2014**
- (51) **LOC (10) Cl.** **12-16**
- (52) **U.S. Cl.**
USPC **D12/207**
- (58) **Field of Classification Search**
CPC B60B 7/00; B60B 7/02; B60B 7/04;
B60B 7/01; B60B 7/06; B60B 3/02; B60B
3/04; B60B 3/06; B60B 3/10; B60B 1/00;
B60B 1/08; B60B 1/10; B60B 1/12
USPC D12/204-213; D15/5; D8/397
See application file for complete search history.

D392,240 S *	3/1998	Kingsland	D12/213
D450,290 S *	11/2001	Schardt	D12/213
D453,914 S *	2/2002	Dumigan	D12/213
D498,198 S *	11/2004	Buma	D12/213
D605,998 S *	12/2009	McEwen et al.	D12/207
D608,716 S *	1/2010	Baumann	D12/213
D702,174 S *	4/2014	Gordon	D12/213
D709,428 S *	7/2014	Chung	D12/209
D714,707 S *	10/2014	Chung	D12/211
D714,708 S *	10/2014	Chung	D12/211

* cited by examiner

Primary Examiner — Stacia Cadmus

(56) **References Cited**
U.S. PATENT DOCUMENTS

D371,139 S *	6/1996	Waskiewicz	D15/5
D378,999 S *	4/1997	Thomas	D12/213

(57) **CLAIM**
The ornamental design for an automotive wheel hub, as shown and described.

DESCRIPTION

FIG. 1 is a perspective view of an automotive wheel hub, showing my new design; and, FIG. 2 is a front view thereof. The broken line showing of the wheel is included for the purpose of illustrating environment and forms no part of the claimed design.

1 Claim, 2 Drawing Sheets

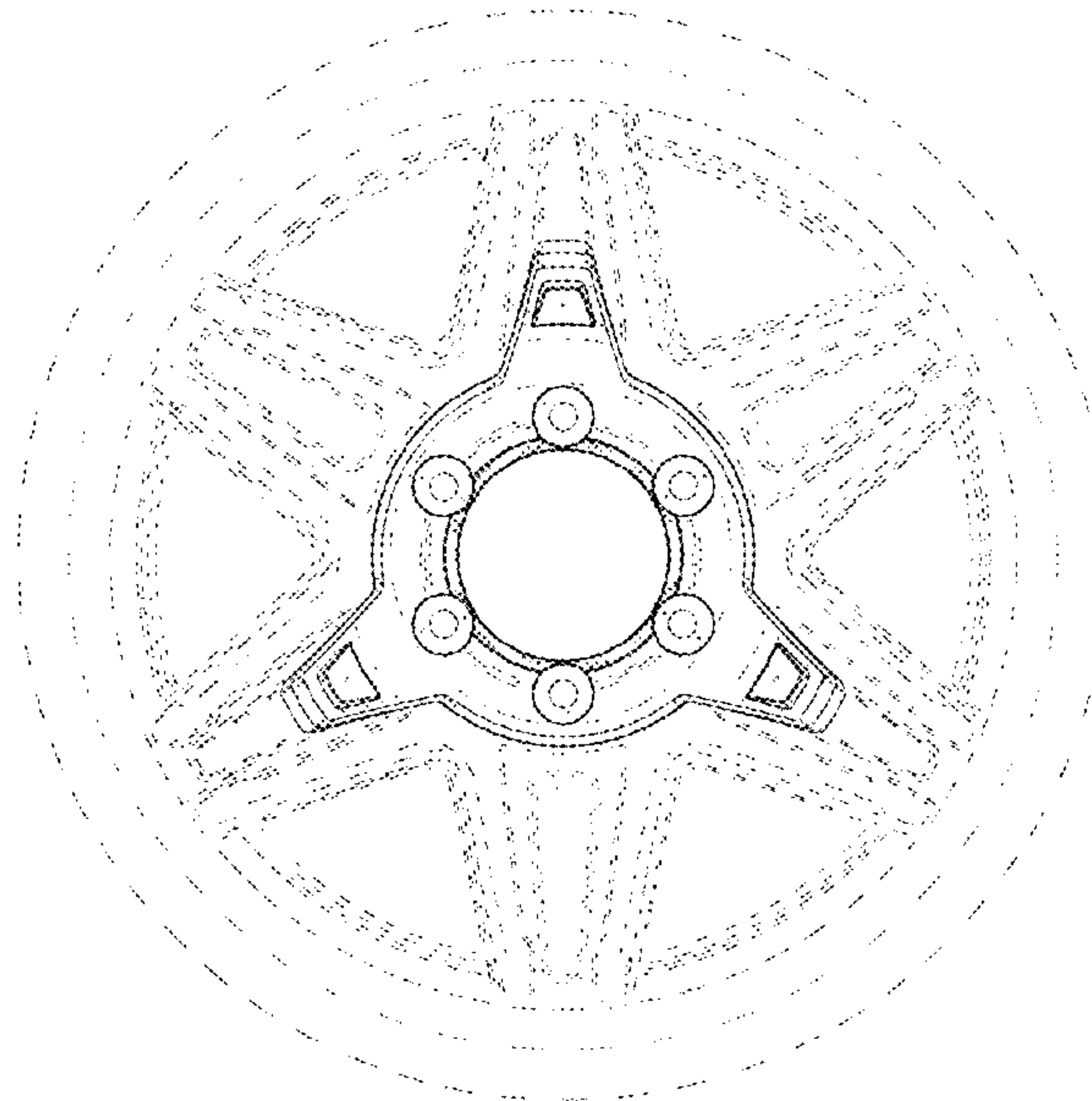
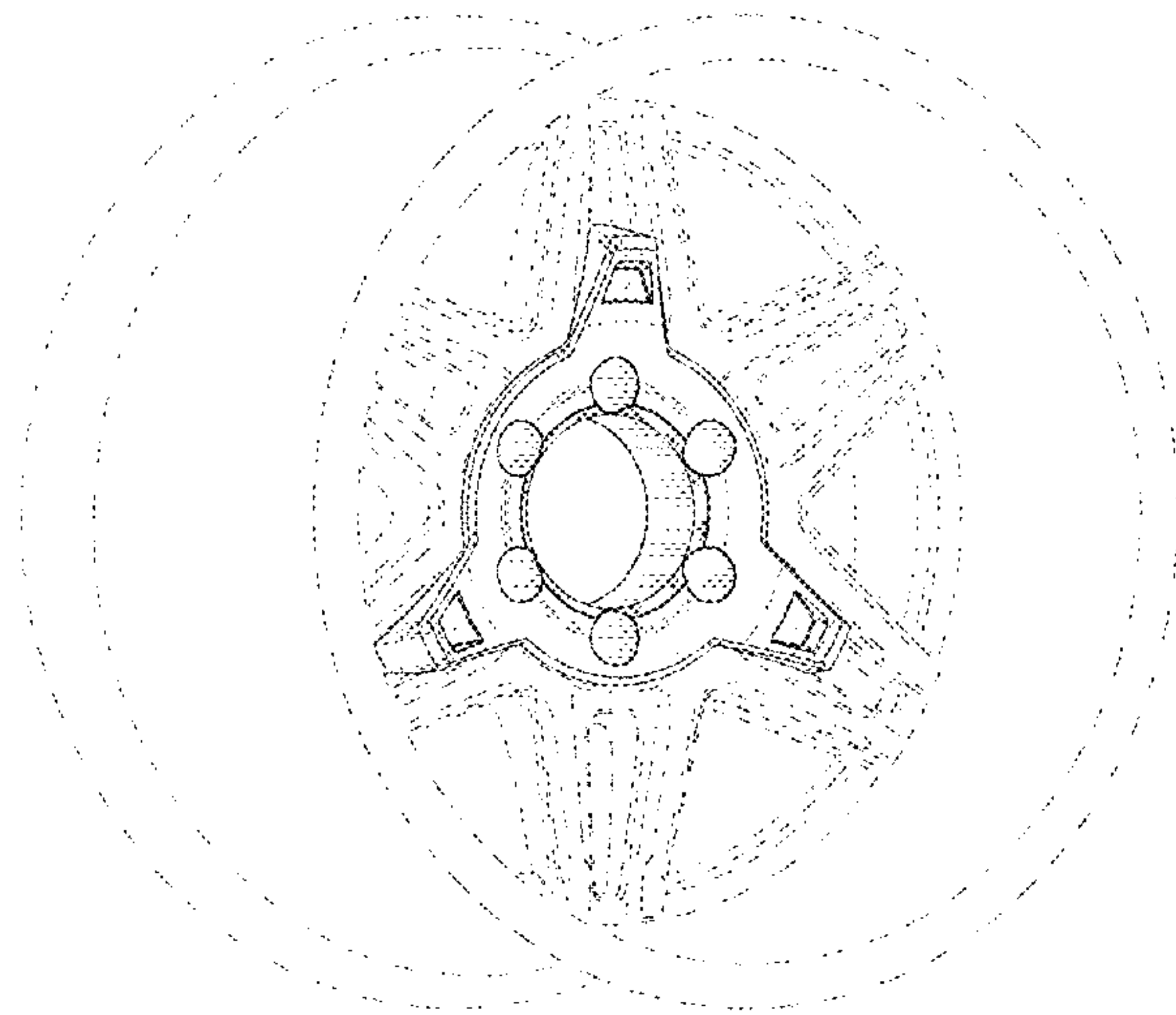


FIGURE 1

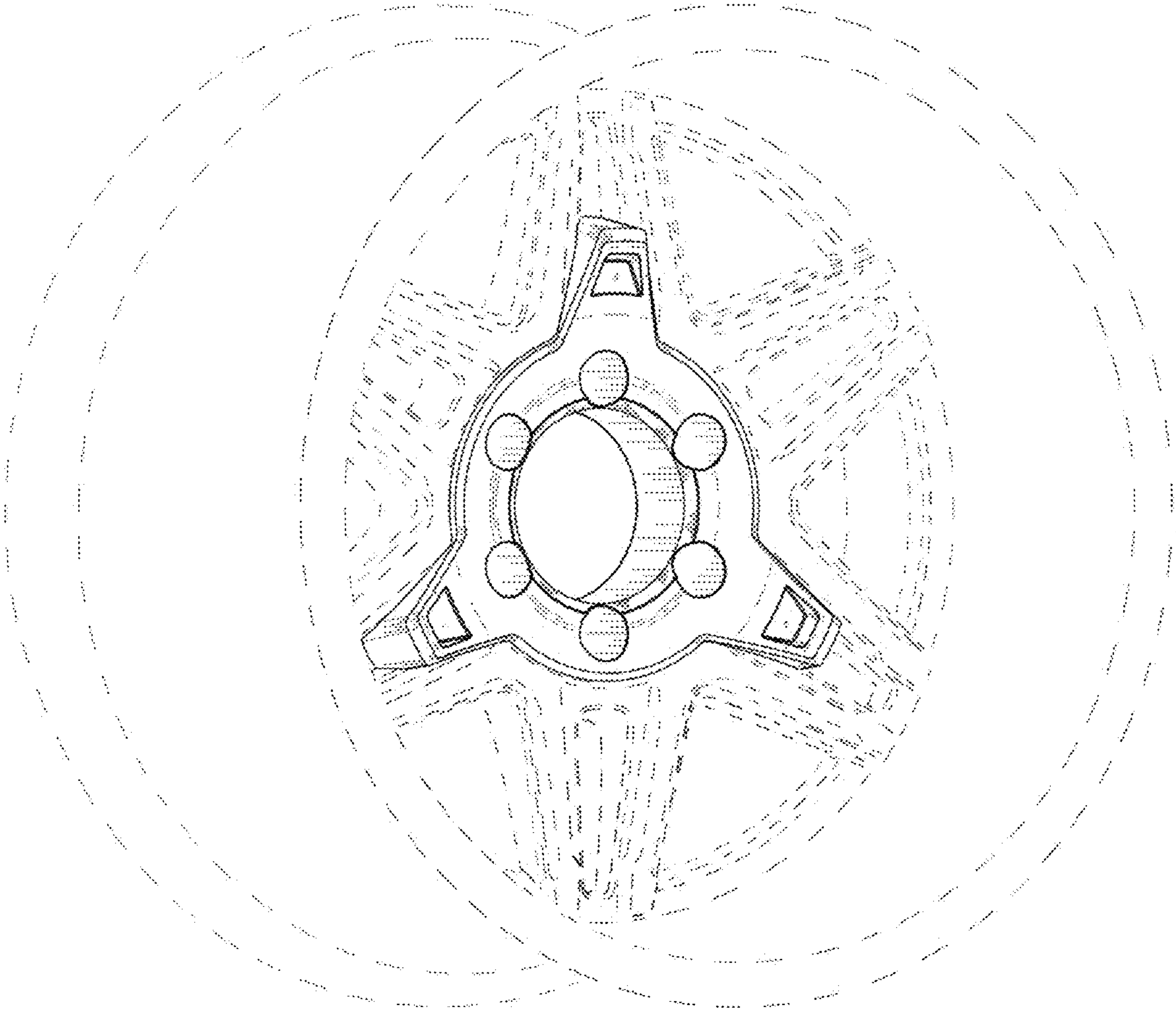


FIGURE 2

