



US00D724492S

(12) **United States Design Patent**
Tombazis

(10) **Patent No.:** **US D724,492 S**
(45) **Date of Patent:** **** Mar. 17, 2015**

(54) **CAR, INCLUDING TOY-CAR, MOTOR CAR, REPLICAR CAR AND SCALE MODEL CAR**

D630,552 S * 1/2011 Tombazis D12/88
D665,306 S * 8/2012 Tombazis D12/88
8,256,826 B2 * 9/2012 Fioravanti 296/181.5

(75) Inventor: **Nikolaos Tombazis**, Castelnuovo Rangone (IT)

OTHER PUBLICATIONS

(73) Assignee: **Ferrari S.p.A.** (IT)

F1, la nuova Ferrari dovrebbe arrivare il 2 febbraio. Exotic Driving Experience. Motorsport blog.it. Jan. 8, 2013 [online], [retrieved on Jan. 17, 2013]. Retrieved from the Internet <URL: http://www.motorsportblog.it/post/38805/f1-la-nuova-ferrari-dovrebbe-arrivare-il-2-febbraio>.*

(**) Term: **14 Years**

* cited by examiner

(21) Appl. No.: **29/428,410**

(22) Filed: **Jul. 31, 2012**

Primary Examiner — Philip S Hyder

Assistant Examiner — Darlington Ly

(30) **Foreign Application Priority Data**

Feb. 2, 2012 (EM) 001985011
Feb. 2, 2012 (EM) 001985060

(74) *Attorney, Agent, or Firm* — Cantor Colburn LLP

(51) **LOC (10) Cl.** **12-08**

(57) **CLAIM**

(52) **U.S. Cl.**
USPC **D12/88**

I claim, the ornamental design for a car, including toy-car, motor car, replica car and scale model car, as shown and described.

(58) **Field of Classification Search**

USPC D12/86, 88, 90, 91, 92, 167; D21/424, D21/433, 434, 549, 550; 296/181.1, 181.5
See application file for complete search history.

DESCRIPTION

(56) **References Cited**

U.S. PATENT DOCUMENTS

D260,913 S * 9/1981 Chapman D21/550
D262,127 S * 12/1981 Phillippe D21/550
D268,940 S * 5/1983 Head D21/550
4,946,218 A * 8/1990 Jurik 296/180.1
D311,038 S * 10/1990 Head D21/550
D506,415 S * 6/2005 Byrne D12/88
D528,041 S * 9/2006 Costa D12/88
D552,510 S * 10/2007 Costa D12/88
D589,399 S * 3/2009 Tombazis D12/88
D610,949 S * 3/2010 Tombazis D12/88

FIG. 1 is a front elevation view of a car, including toy-car, motor car, replica car and scale model car, showing my new design;

FIG. 2 is a rear elevation view thereof;

FIG. 3 is a left side elevation view thereof;

FIG. 4 is a right side elevation view thereof;


FIG. 5 is a top plan view thereof;

FIG. 6 is a front left side perspective view thereof; and,

FIG. 7 is a rear right side perspective view thereof.

The broken lines shown in the drawings illustrate portions of the car, including toy-car, motor car, replica car, and scale model car that form no part of the claimed design.

1 Claim, 7 Drawing Sheets



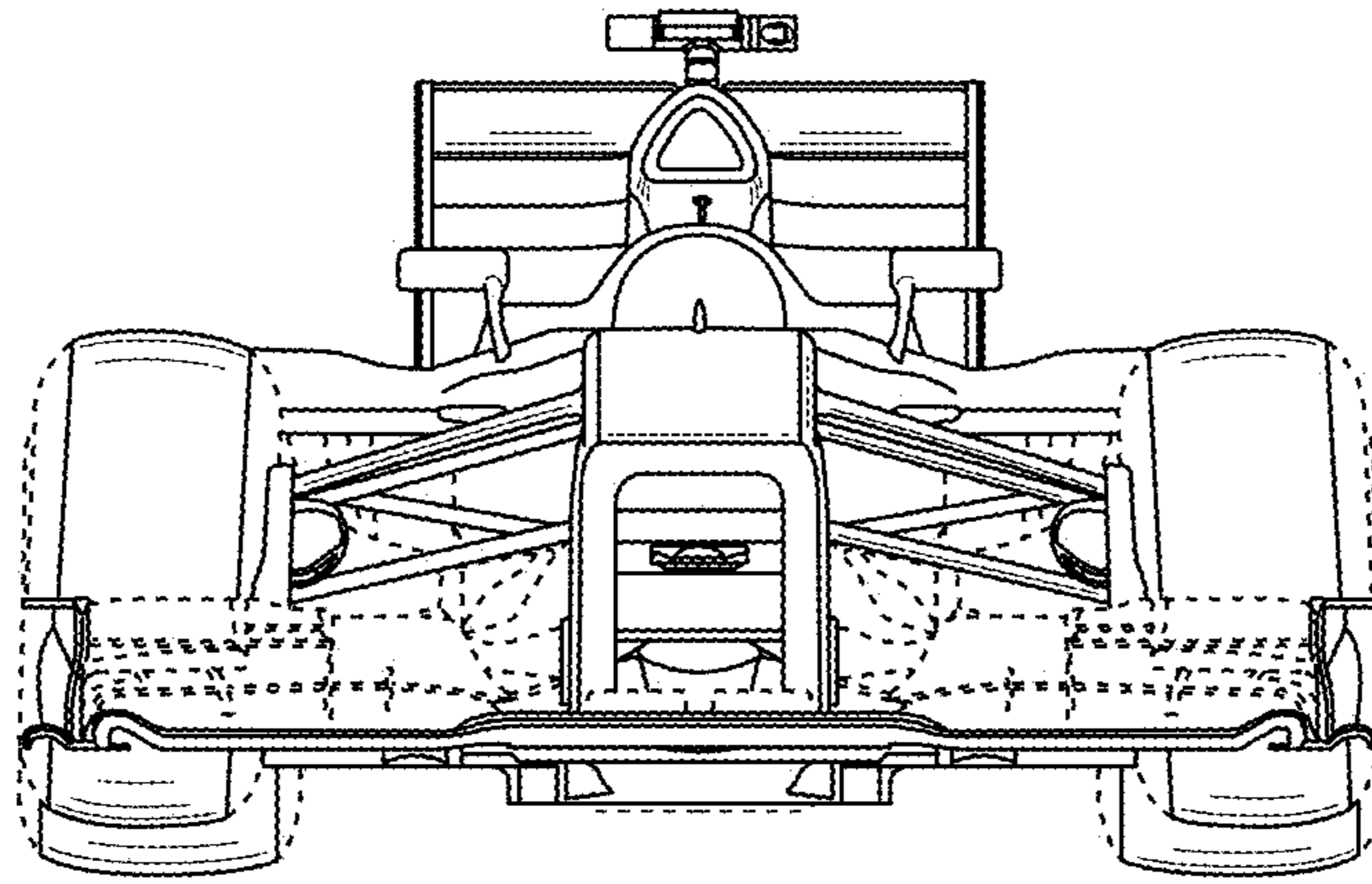


FIG. 1

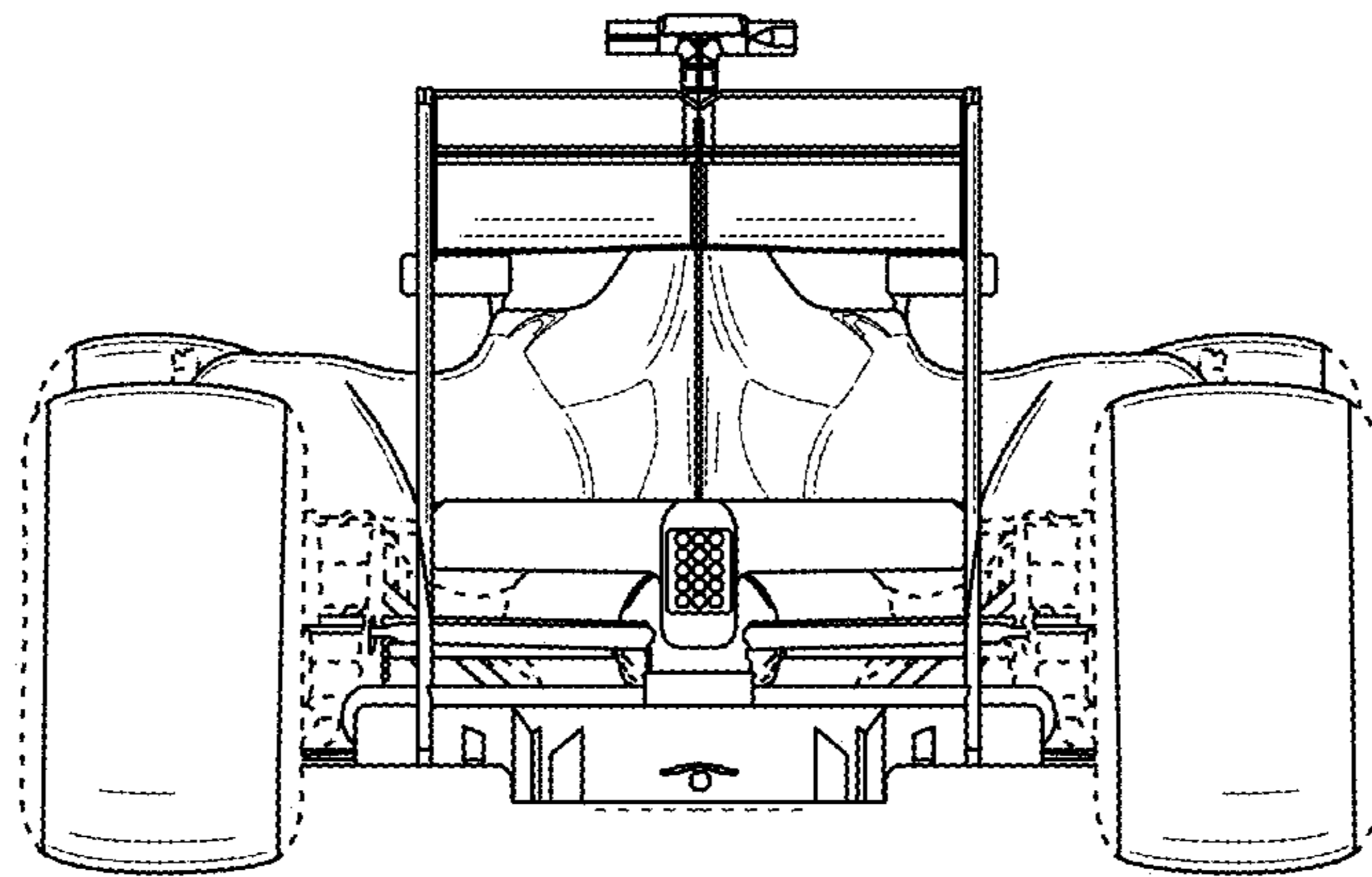


FIG. 2

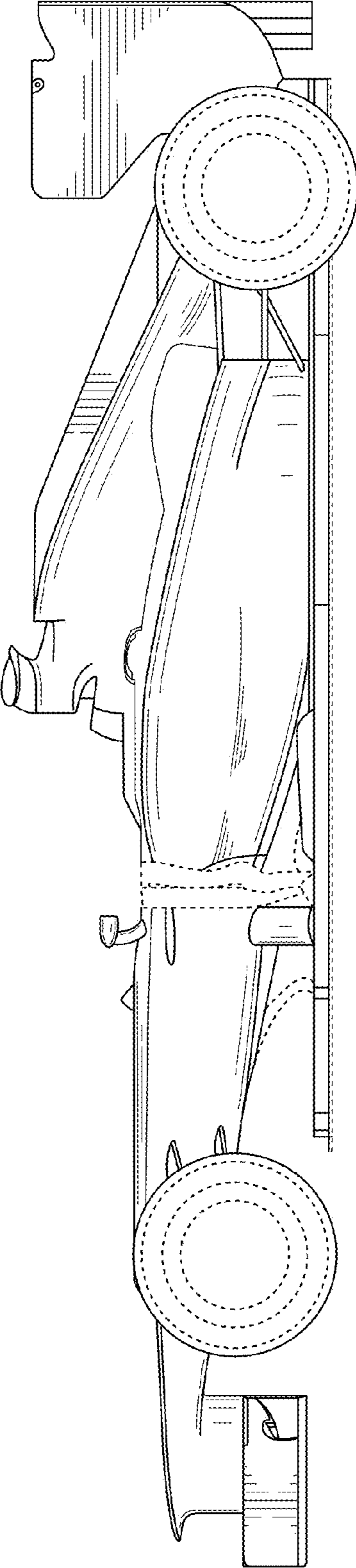


FIG. 3

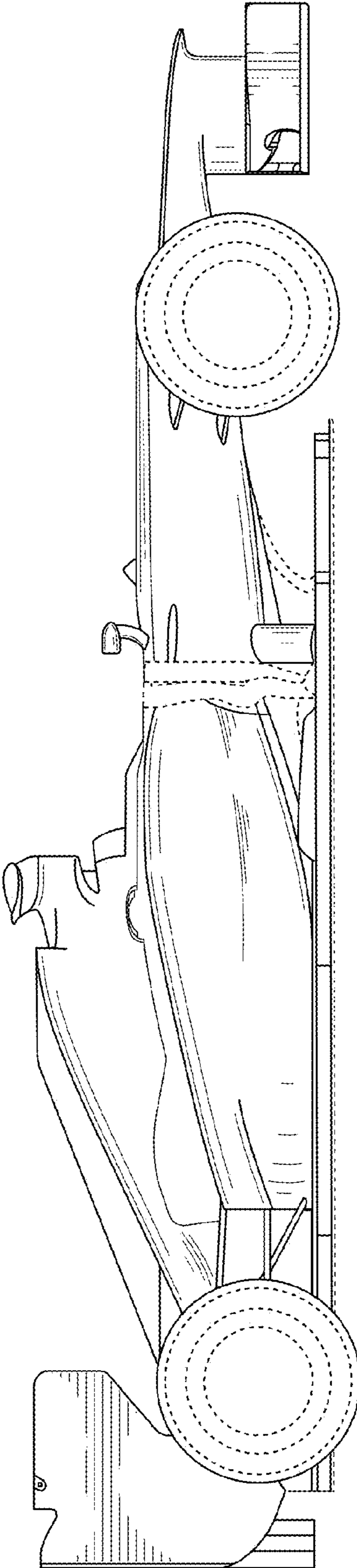


FIG. 4

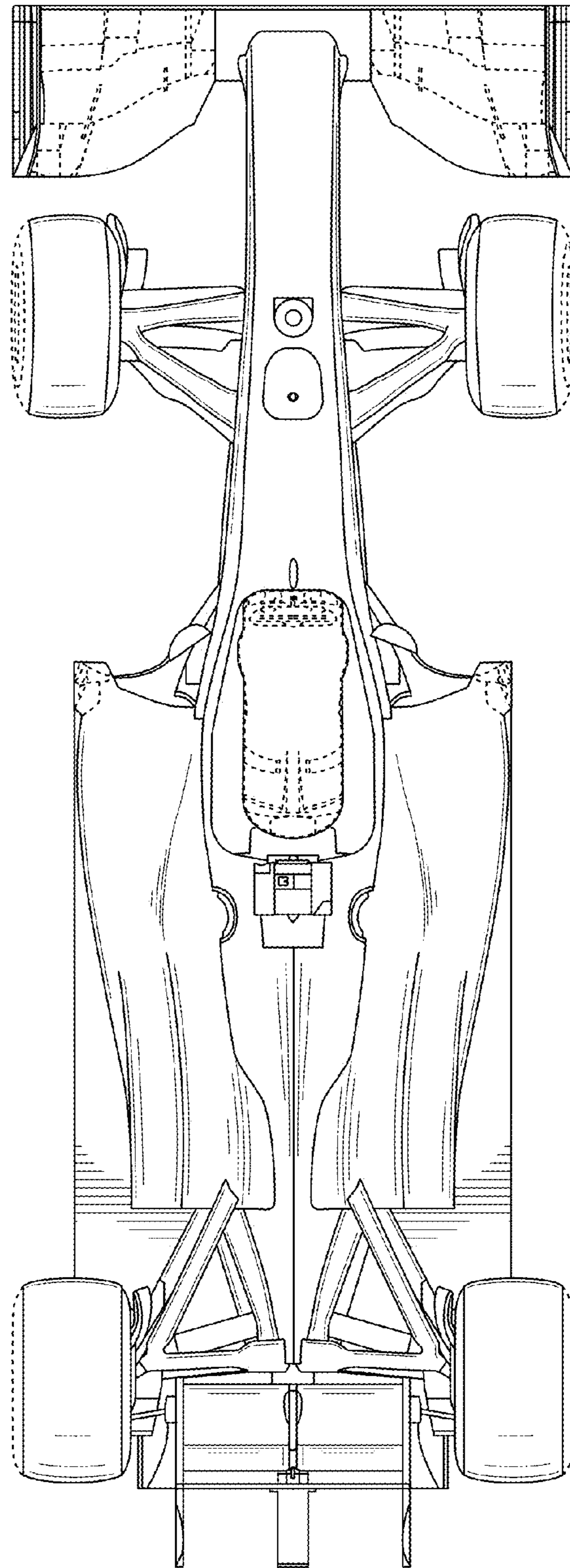


FIG 5

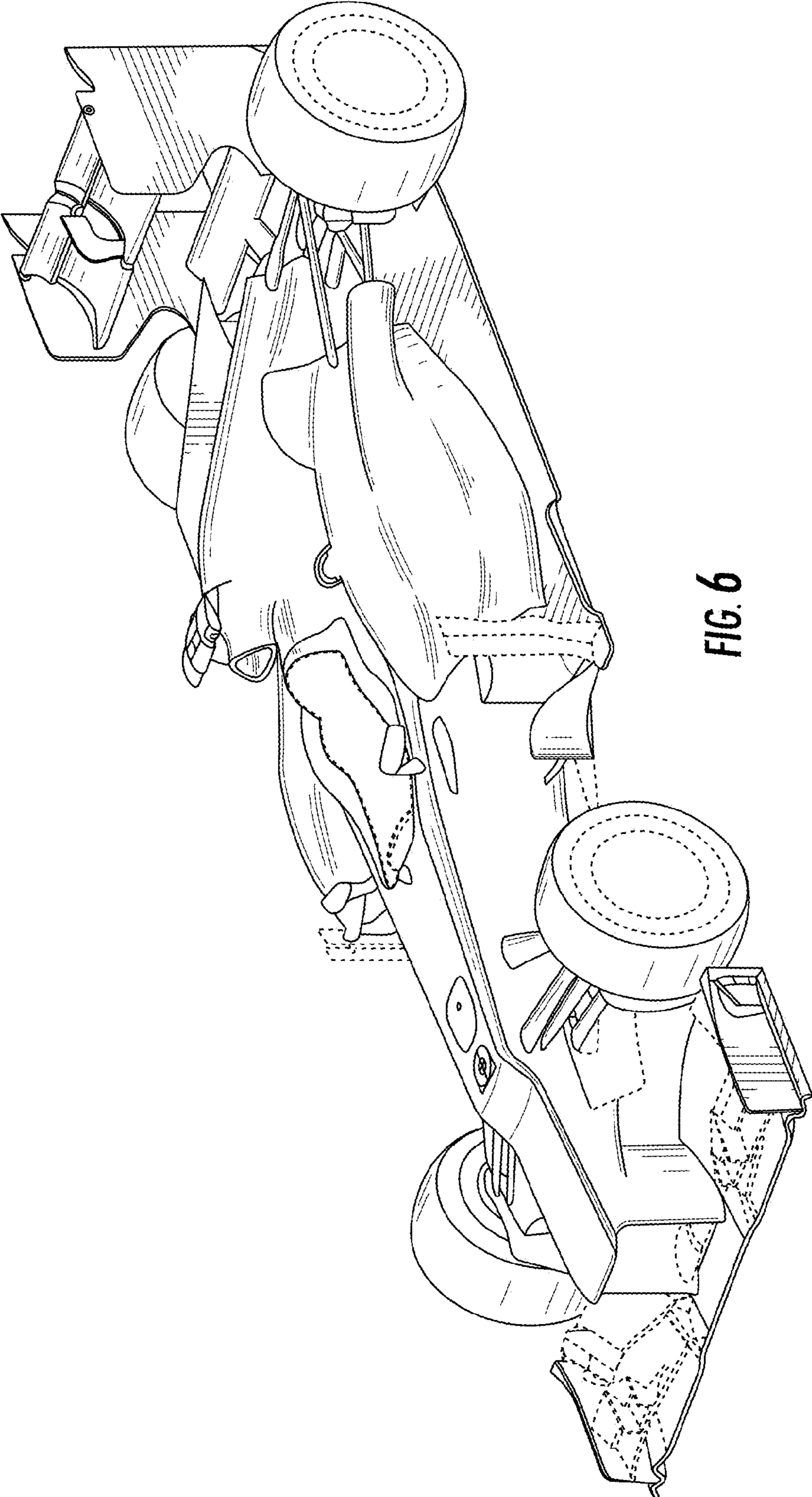


FIG. 6

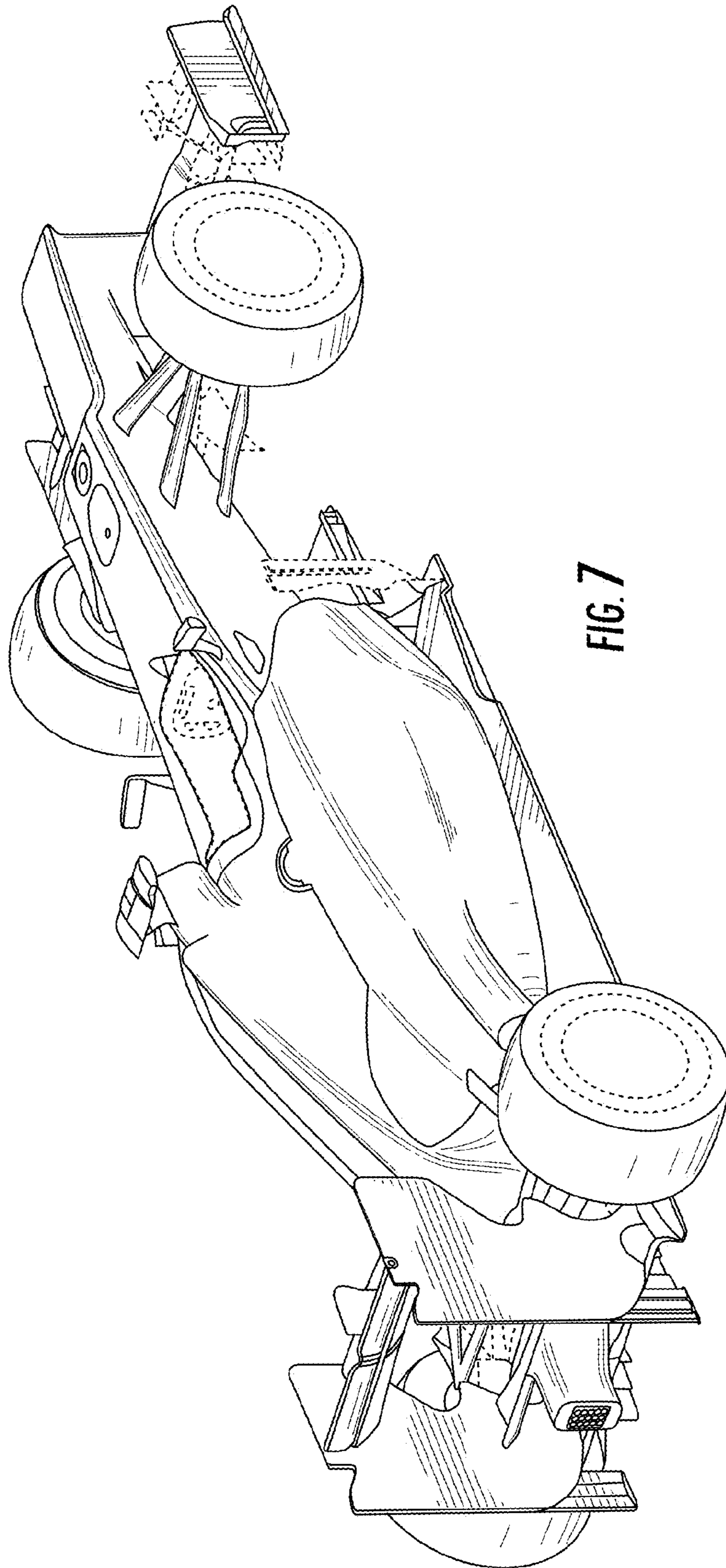


FIG. 7