



US00D724491S

(12) **United States Design Patent**
Futschik et al.

(10) **Patent No.:** **US D724,491 S**
(45) **Date of Patent:** **** Mar. 17, 2015**

(54) **VEHICLE, TOY, AND/OR REPLICAS THEREOF**

(74) *Attorney, Agent, or Firm* — Crowell & Moring LLP

(71) Applicant: **Daimler AG**, Stuttgart (DE)

(57) **CLAIM**

(72) Inventors: **Hans-Dieter Futschik**, Gechingen (DE);
Robert Lesnik, Leonberg (DE); **Gorden Wagener**, Gaeufelden (DE)

The ornamental design for a vehicle, toy, and/or replicas thereof, as shown and described.

(73) Assignee: **Daimler AG**, Stuttgart (DE)

(**) Term: **14 Years**

DESCRIPTION

(21) Appl. No.: **29/465,347**

This application contains subject matter related to the following co-pending U.S. design patent applications:

(22) Filed: **Aug. 27, 2013**

Application Ser. No. 29/419,073, filed Apr. 25, 2012 and entitled "Vehicle, Toy, and/or Replicas Thereof;"

(30) **Foreign Application Priority Data**

Application Ser. No. 29/419,074, filed Apr. 25, 2012 and entitled "Front Portion of a Vehicle, Toy, and/or Replicas Thereof;"

Feb. 28, 2013 (EM) 002193359-0001

Application Ser. No. 29/419,075, filed Apr. 25, 2012 and entitled "Front Portion of a Vehicle, Toy, and/or Replicas Thereof;"

(51) **LOC (10) Cl.** **12-08**

(52) **U.S. Cl.**
USPC **D12/86**

Application Ser. No. 29/419,076, filed Apr. 25, 2012 and entitled "Rear Portion of a Vehicle, Toy, and/or Replicas Thereof;" and

(58) **Field of Classification Search**
USPC D12/86, 90-92; D21/421, 433, 434;
296/181.1, 181.5

See application file for complete search history.

Application Ser. No. 29/419,078, filed Apr. 25, 2012 and entitled "Rear Portion of a Vehicle, Toy, and/or Replicas Thereof;"

(56) **References Cited**

FIG. 1 is a left, front perspective view of a vehicle, toy, and/or replicas thereof according to the design;

U.S. PATENT DOCUMENTS

D521,900 S	5/2006	Schumacher	
D525,169 S	7/2006	Schumacher	
D526,933 S	8/2006	Schumacher	
D596,078 S *	7/2009	Pfeiffer et al.	D12/92
D596,079 S *	7/2009	Pfeiffer et al.	D12/92
D615,454 S *	5/2010	Bauer et al.	D12/86
D615,455 S *	5/2010	Bauer et al.	D12/86
D703,584 S *	4/2014	Futschik et al.	D12/92

FIG. 2 is a left, rear perspective view thereof;

FIG. 3 is a left side view thereof;

FIG. 4 is a right side view thereof,

FIG. 5 is a front view thereof;

FIG. 6 is a rear view thereof; and,


FIG. 7 is a top view thereof.

* cited by examiner

The broken lines are for illustrative purposes only and form no part of the claimed design.

Primary Examiner — Melody N Brown

1 Claim, 4 Drawing Sheets



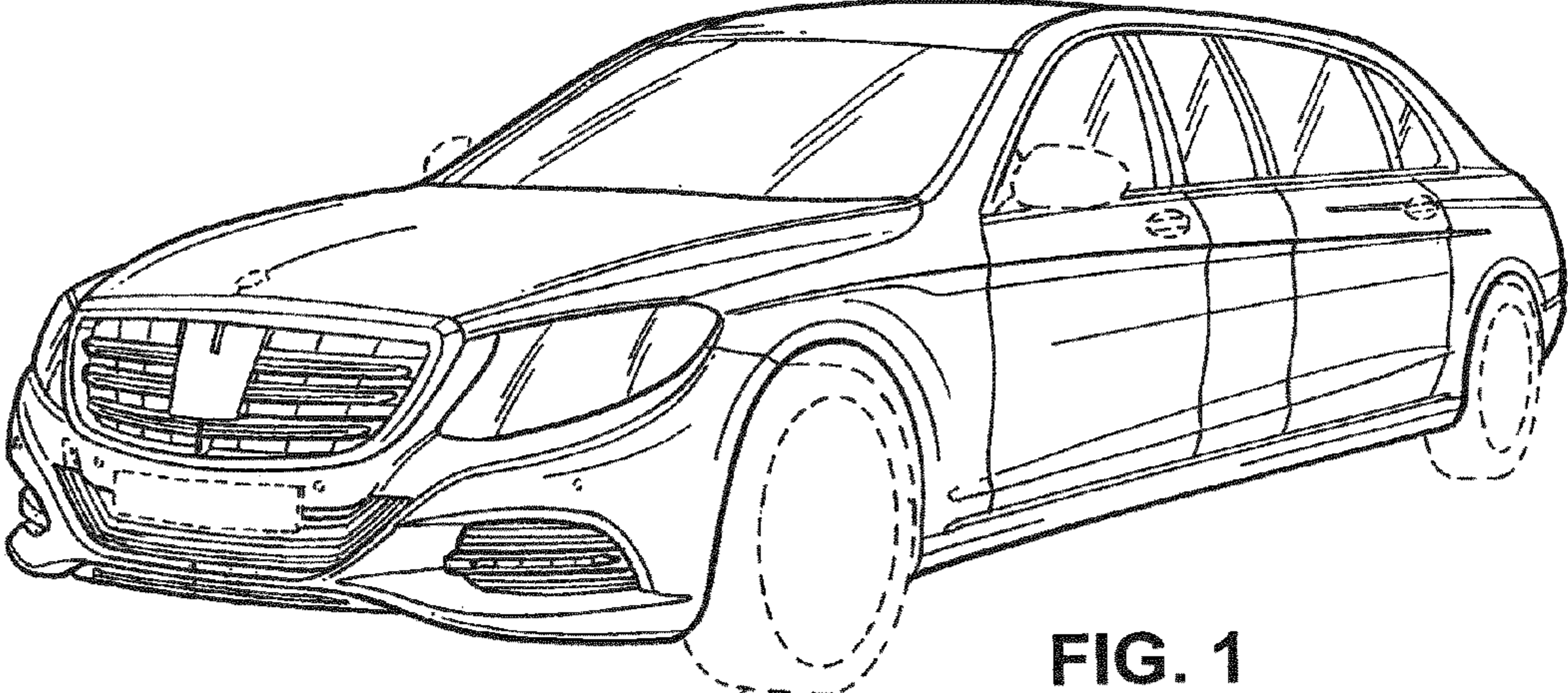


FIG. 1

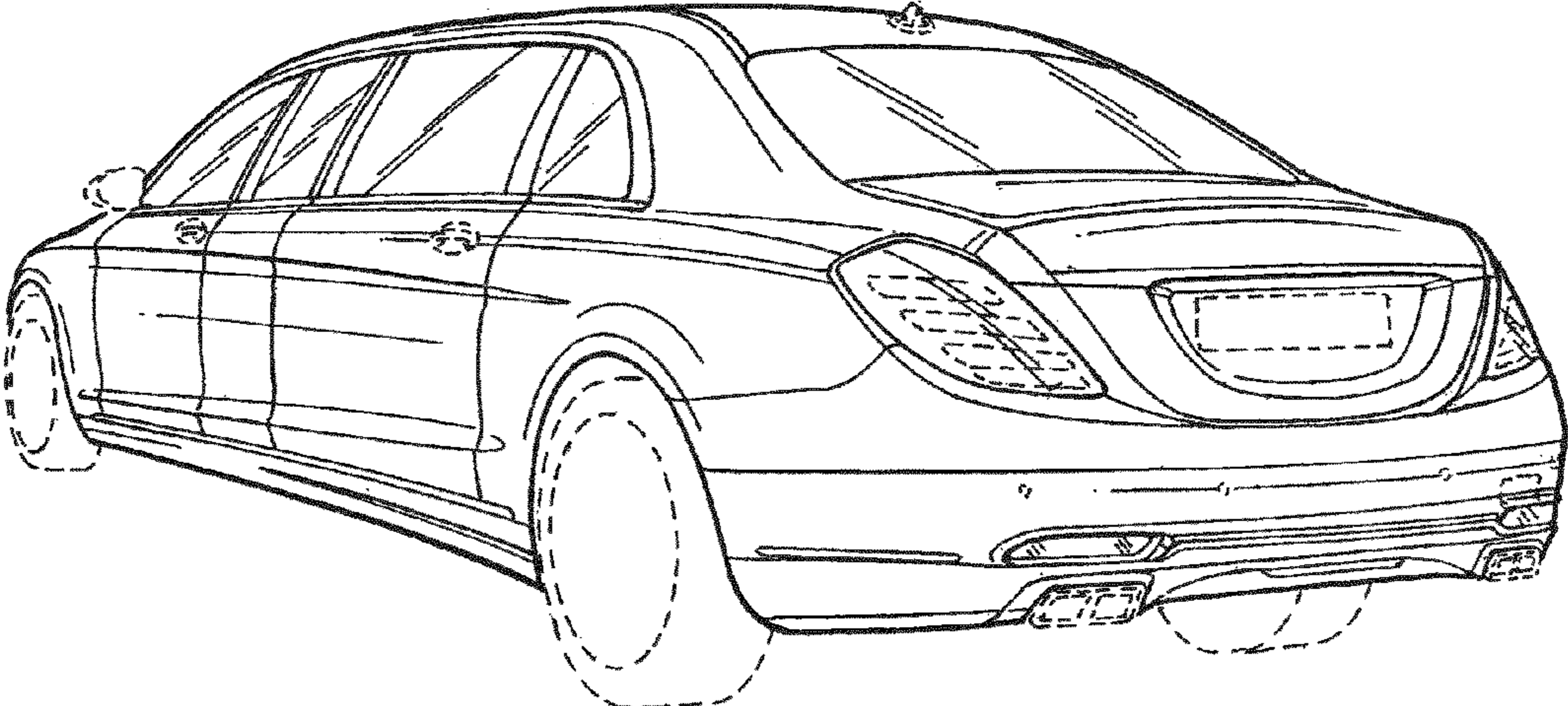


FIG. 2

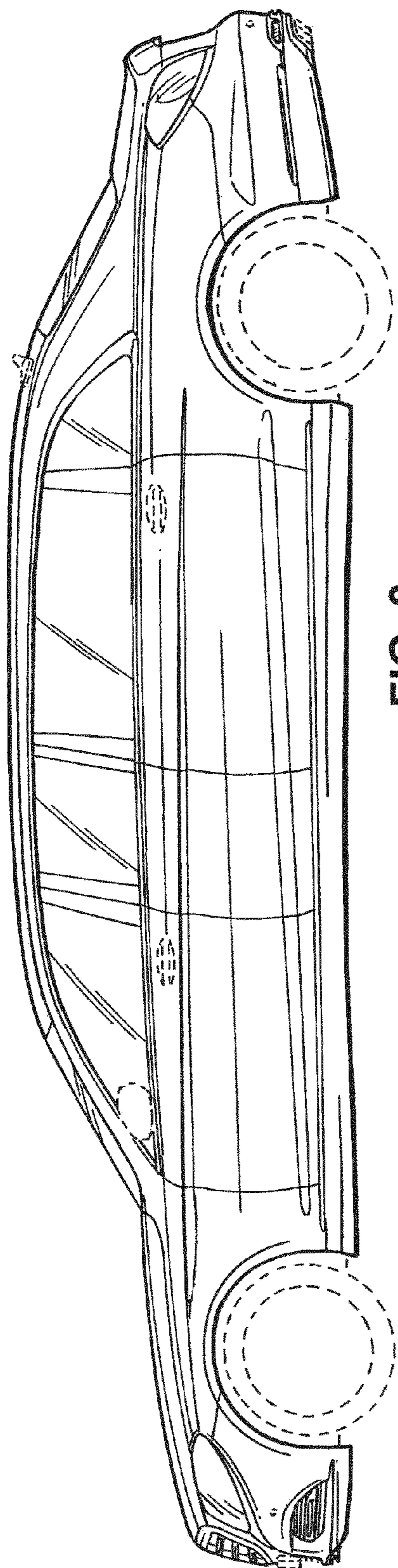


FIG. 3

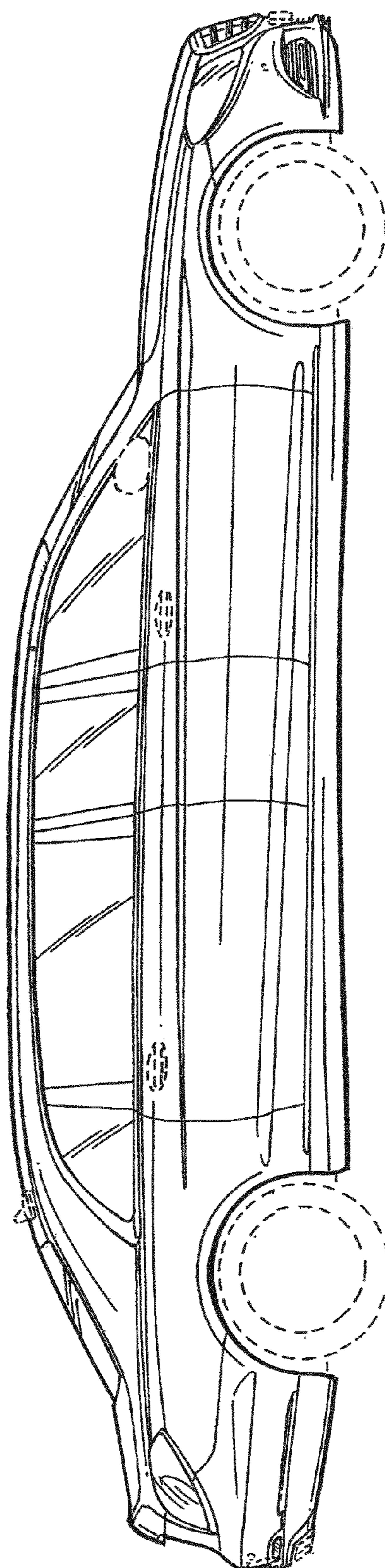


FIG. 4




FIG. 5

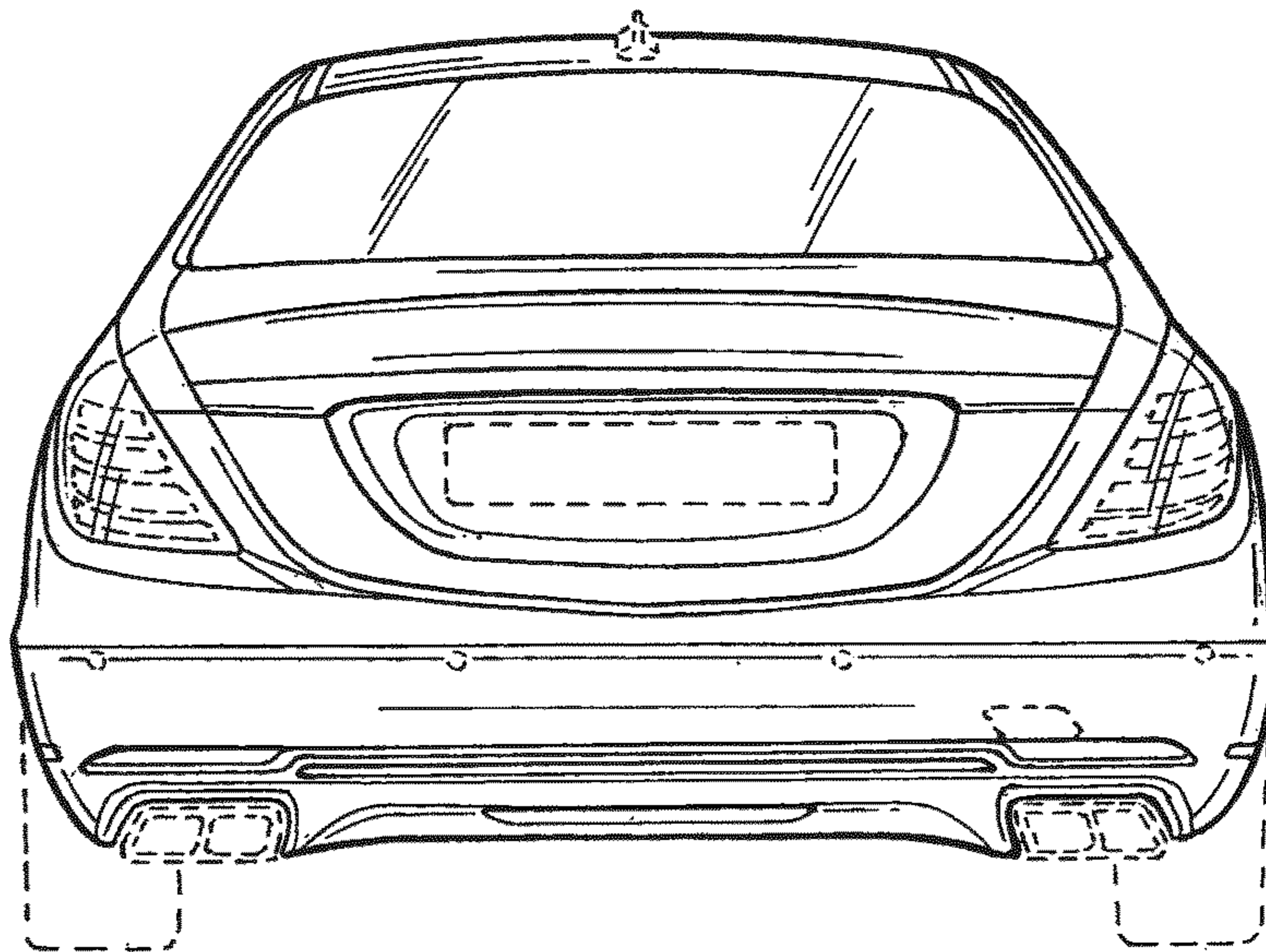


FIG. 6




FIG. 7