



US00D724477S

(12) **United States Design Patent**
Weinshanker

(10) **Patent No.:** **US D724,477 S**
(45) **Date of Patent:** **** Mar. 17, 2015**

(54) **CABLE ACCESSORY**

(71) Applicant: **National Entertainment Collectibles Association, Inc.**, Hillside, NJ (US)

(72) Inventor: **Joel Weinshanker**, Hillside, NJ (US)

(73) Assignee: **National Entertainment Collectibles Association, Inc.**, Hillside, NJ (US)

(**) Term: **14 Years**

(21) Appl. No.: **29/467,983**

(22) Filed: **Sep. 25, 2013**

(51) **LOC (10) Cl.** **11-01**

(52) **U.S. Cl.**

USPC **D11/83**; D21/621; D14/232

(58) **Field of Classification Search**

CPC A44C 25/00; A44C 25/001; A44C 25/002;
A44C 25/004; A44C 25/005; A44C 25/006;
A44C 25/008; A63H 3/00

USPC D11/1, 83, 150, 160, 161, 136, 128,
D11/182; D14/299, 205, 223, 220, 232,
D14/190; D21/621, 622, 623, 630, 631,
D21/632, 633, 634, 635, 636, 637;
D12/200, 194; D13/154, 199; D3/211

See application file for complete search history.

(56) **References Cited**

U.S. PATENT DOCUMENTS

D196,639 S * 10/1963 Irving D21/637
D308,283 S 6/1990 Bergman et al.
5,600,098 A 2/1997 Kazaks
D383,666 S 9/1997 Adams
D398,775 S * 9/1998 Fritsche D11/83
D425,069 S * 5/2000 Suh D14/232
D437,368 S * 2/2001 Tsai D21/637

D439,778 S * 4/2001 Gumbs D21/630
D469,248 S * 1/2003 Fritsche D3/211
D474,515 S * 5/2003 Reiher et al. D21/631
D536,010 S * 1/2007 Takahashi D21/621
D556,840 S * 12/2007 Wilk et al. D21/621
D559,670 S 1/2008 Levesque et al.
D596,014 S 7/2009 Wen
D599,644 S 9/2009 Wen et al.
D608,679 S * 1/2010 Jouan D11/83

(Continued)

OTHER PUBLICATIONS

[Online] <http://necaonline.com/45762/licenses/movies/gremlins/scalers-collectible-mini-figures-wave-1-assortment-case-48/>.
Retrieved Aug. 20, 2014.*

(Continued)

Primary Examiner — Garth Rademaker

Assistant Examiner — Melanie Pellegrini

(74) *Attorney, Agent, or Firm* — McCarter & English, LLP

(57)

CLAIM

The ornamental design for a cable accessory, as shown and described.

DESCRIPTION

FIG. 1 is a perspective view of a cable accessory showing my new design;

FIG. 2 is a front view of the cable accessory of FIG. 1;

FIG. 3 is a back view of the cable accessory of FIG. 1;

FIG. 4 is a right view of the cable accessory of FIG. 1;

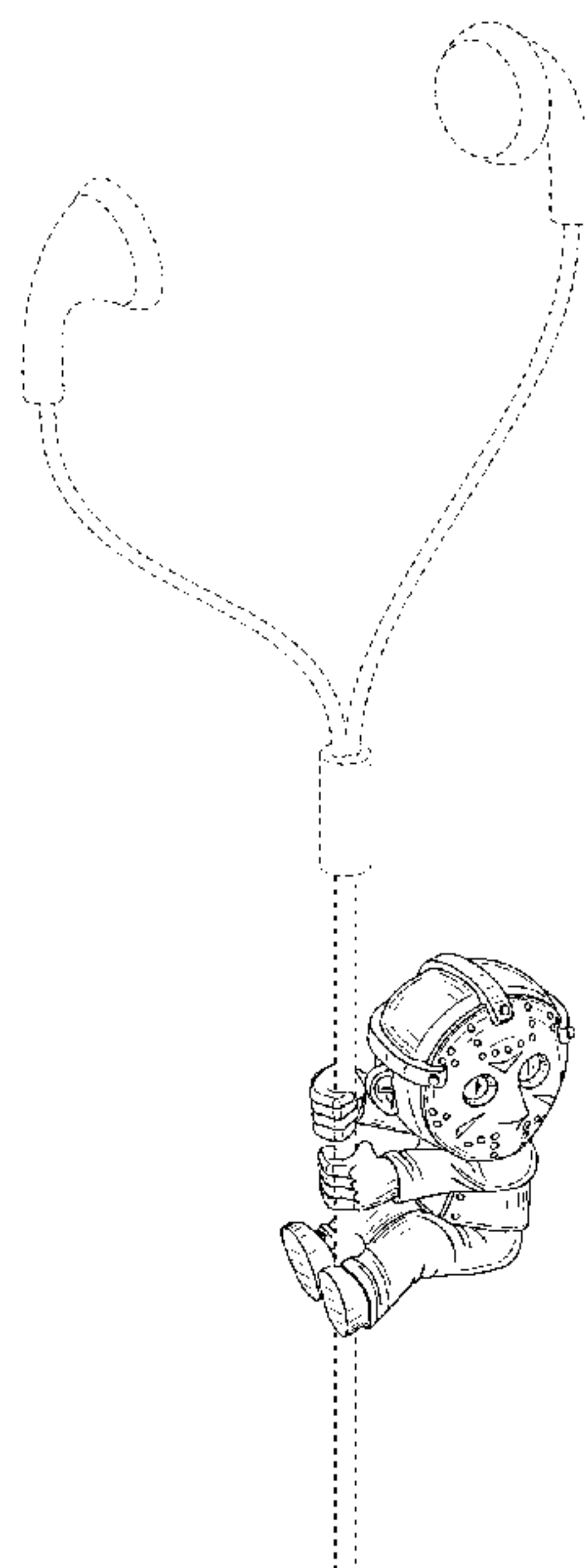
FIG. 5 is a left view of the cable accessory of FIG. 1;

FIG. 6 is a top view of the cable accessory of FIG. 1; and,

FIG. 7 is a bottom view of the cable accessory of FIG. 1.

The broken lines shown in the drawings illustrate environment and form no part of the claimed design.

1 Claim, 5 Drawing Sheets



(56)

References Cited

U.S. PATENT DOCUMENTS

D623,176 S * 9/2010 Canchola D14/232
D638,074 S * 5/2011 Wong D21/621

OTHER PUBLICATIONS

[Online] http://ecx.images-amazon.com/images/I/41n%2BAA4IB6L._SY300_.jpg. Retrieved Aug. 20, 2014.*
Image of cable device holder printed on the Internet from <https://i00.i.aliimg.com/wsphoto/v0/698765900/Free-Shipping12pcs-lot->

cute- . . . (first date of publication unknown; known about at least as early as Jun. 6, 2013) (1 page).
Image of cable device holder printed on the Internet from <https://media02.hongkiat.com/gadget-cables-holders-organizers-you-can-buy/> . . . (first date of publication unknown; known about at least as early as Jun. 6, 2013) (1 page).
Image of cable device holder printed on the Internet from https://images2.cableorganizer.com/animal-clips/images/01-animal-clip_chick . . . (first date of publication unknown; known about at least as early as Jun. 6, 2013) (1 page).
Image of cable device holder printed on the Internet from <http://www.thinkgeek.com> (first date of publication unknown; known about at least as early as Aug. 5, 2013) (1 page).

* cited by examiner

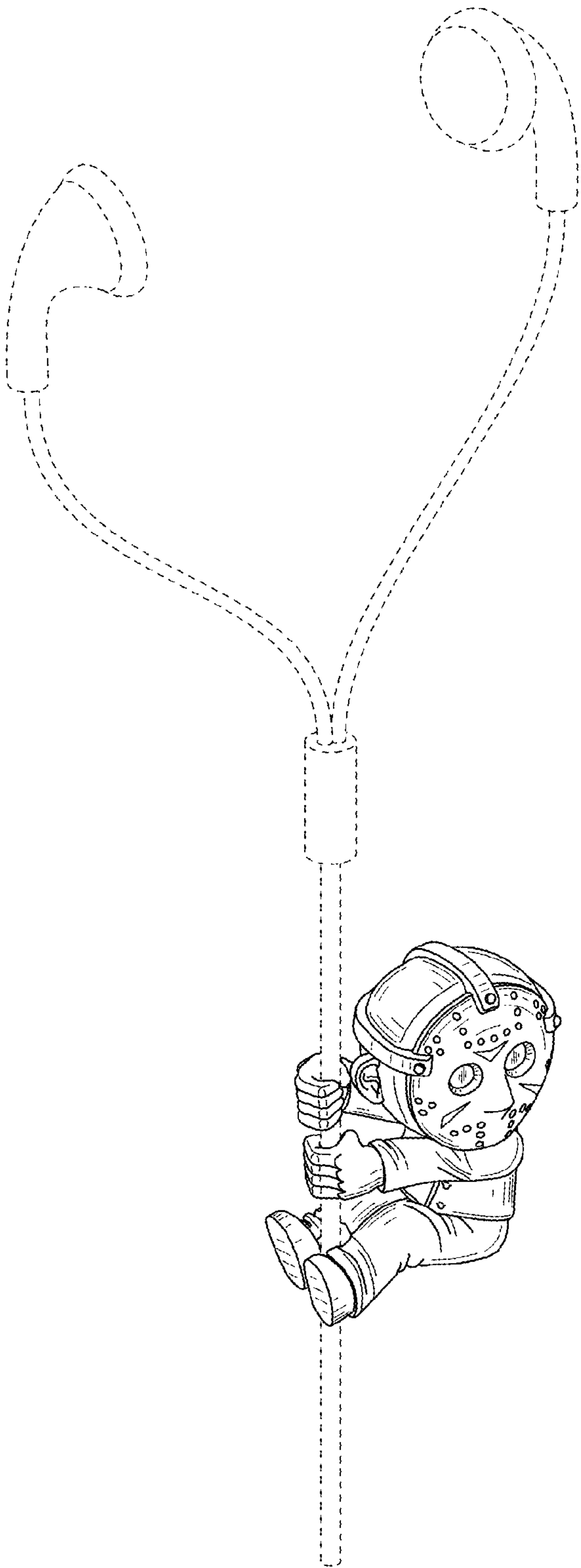


FIG. 1

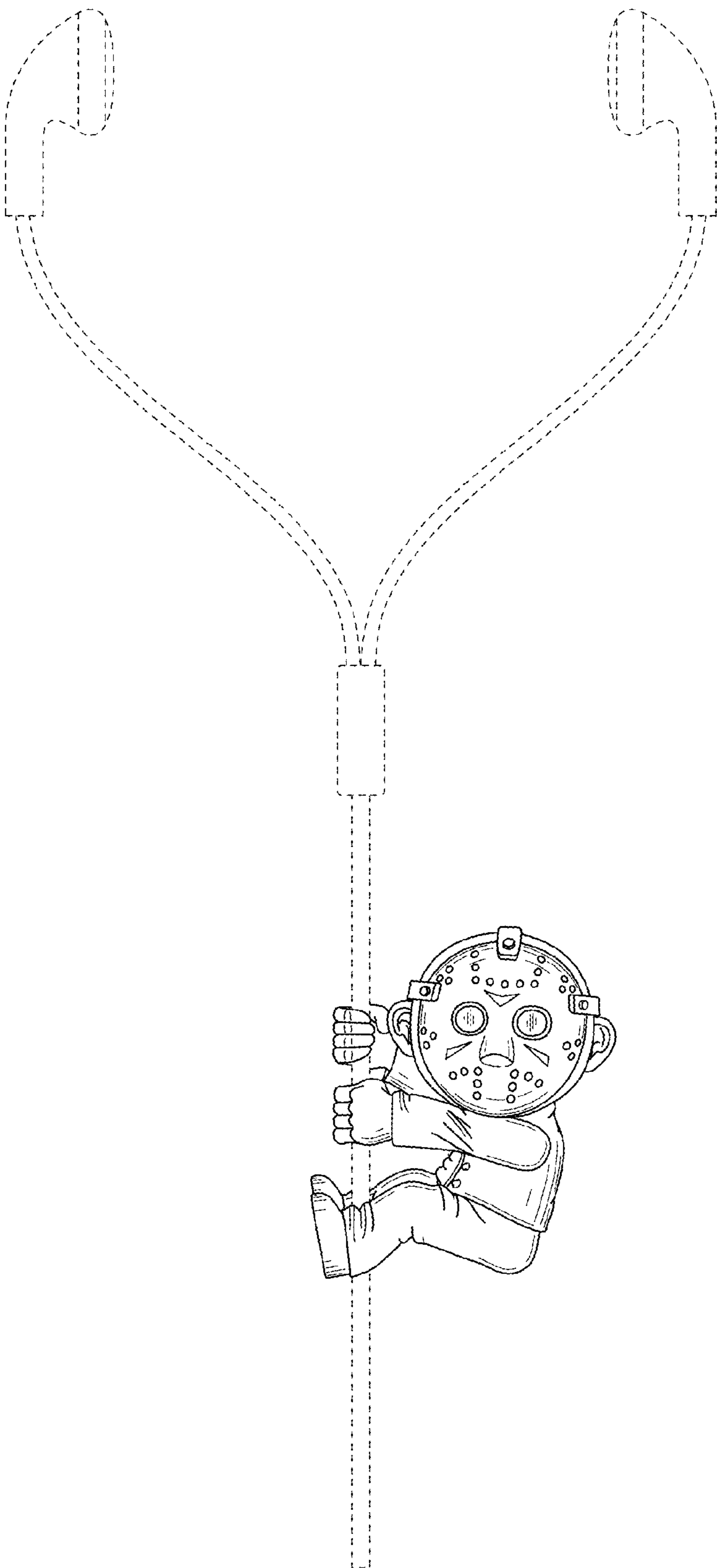


FIG. 2

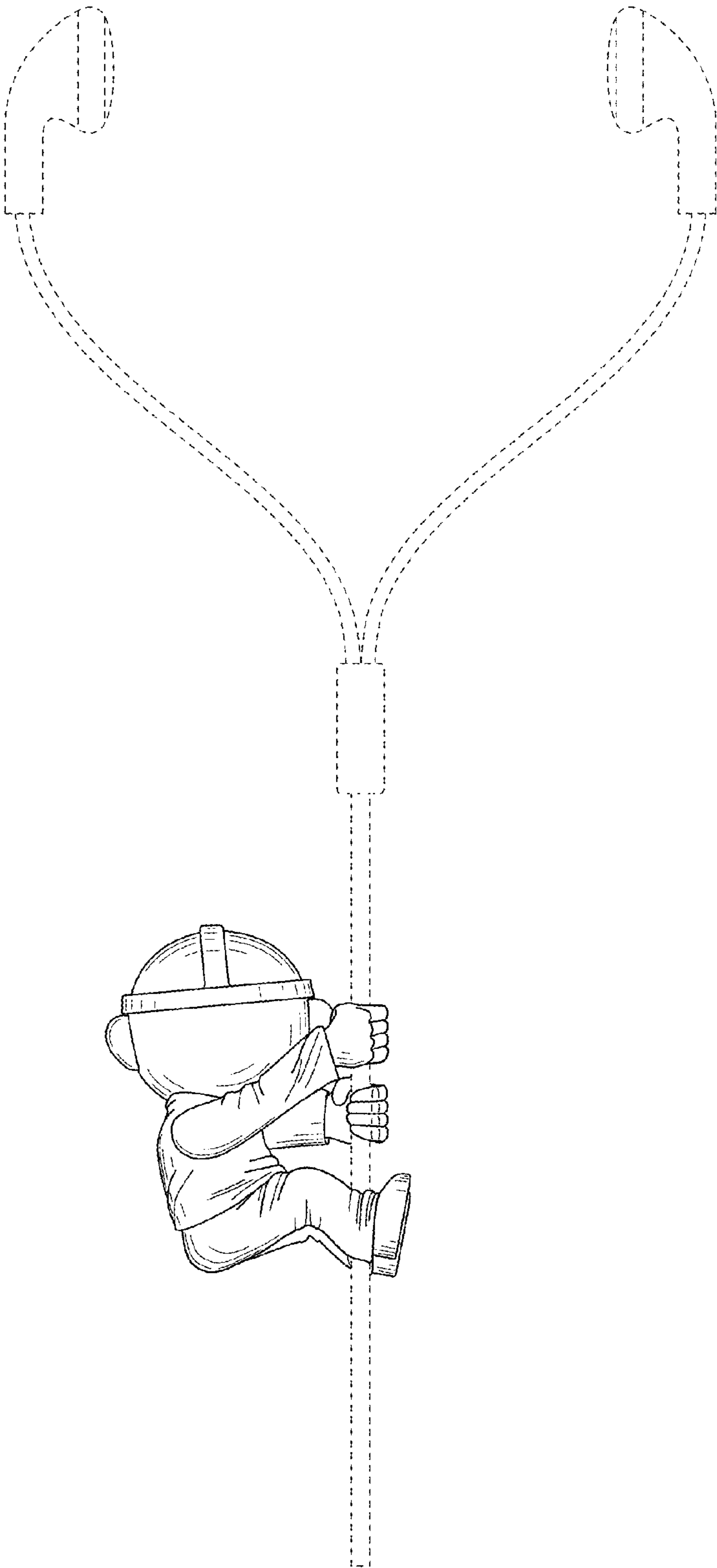


FIG. 3

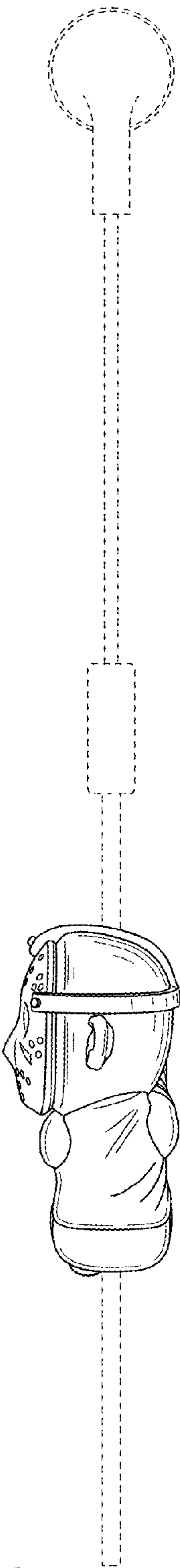


FIG. 4

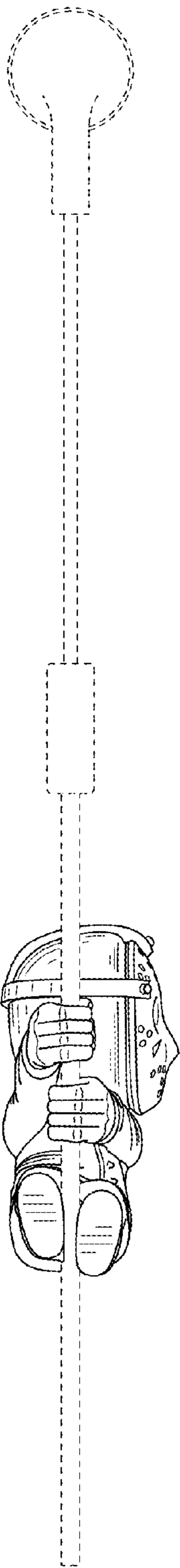


FIG. 5

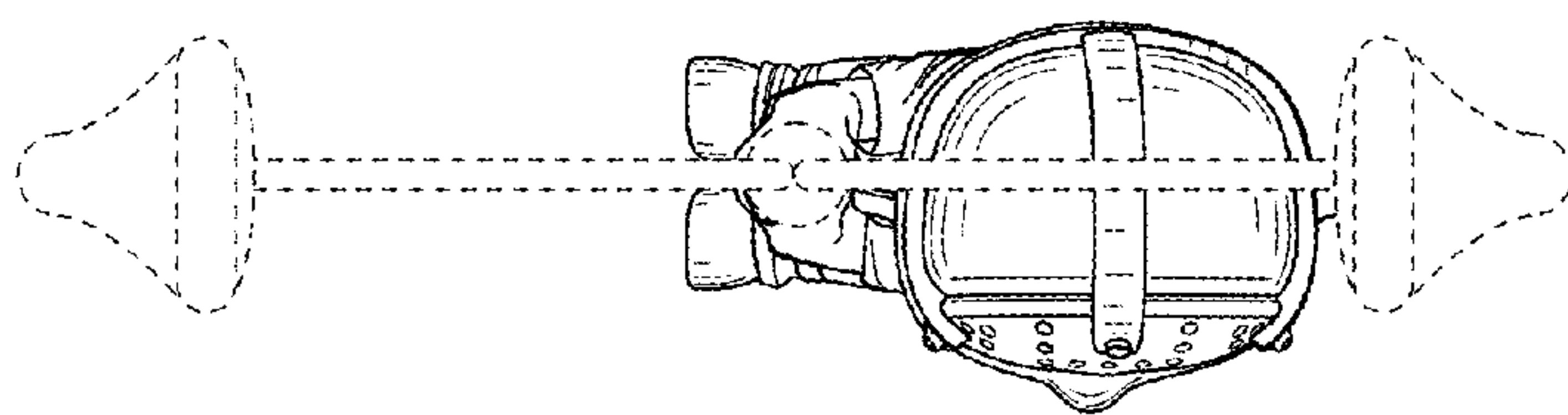


FIG. 6

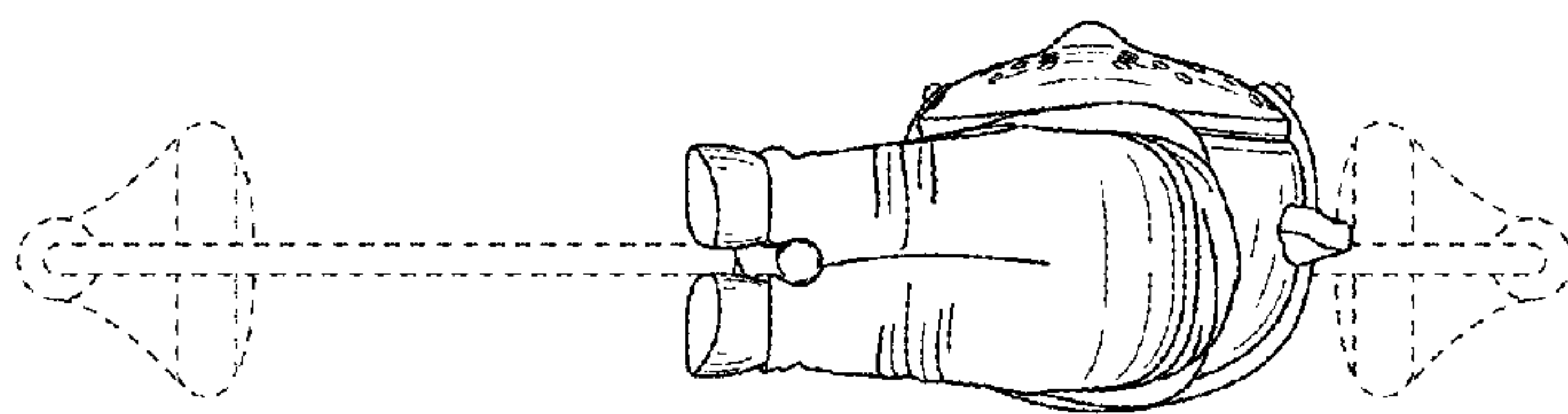


FIG. 7