

US00D724466S

(12) **United States Design Patent**
Gueit

(10) **Patent No.:** **US D724,466 S**
(45) **Date of Patent:** **** Mar. 17, 2015**

(54) **WATCH DIAL**

(71) Applicant: **Rolex Watch U.S.A. Inc.**, New York, NY (US)

(72) Inventor: **Emmanuel Gueit**, Geneva (CH)

(73) Assignee: **Rolex Watch U.S.A., Inc.**, New York, NY (US)

(**) Term: **14 Years**

(21) Appl. No.: **29/486,102**

(22) Filed: **Mar. 26, 2014**

(30) **Foreign Application Priority Data**

Dec. 20, 2013 (CH) 140343

(51) **LOC (10) Cl.** **10-07**

(52) **U.S. Cl.**
USPC **D10/126**

(58) **Field of Classification Search**
USPC D10/30-39, 122-126; 368/223, 228, 368/232, 281, 282, 285, 28, 31-38
See application file for complete search history.

(56) **References Cited**

U.S. PATENT DOCUMENTS

124,691	A *	3/1872	Maranville	368/37
239,643	A *	4/1881	Bitner	368/232
D23,464	S *	7/1894	Colby	D10/126
D131,628	S *	3/1942	Heinmuller	D10/124
3,427,800	A *	2/1969	Blum	368/223

D321,835	S *	11/1991	Hirabayashi	D10/39
D391,174	S *	2/1998	Modolo	D10/32
D460,002	S *	7/2002	Wunderman	D10/32
D470,061	S *	2/2003	Mittersinker et al.	D10/39
6,826,122	B2 *	11/2004	Zaugg	368/28
D517,432	S *	3/2006	Laucella	D10/39
D581,825	S *	12/2008	Calvani	D10/126
D583,259	S *	12/2008	Arpa	D10/39
D590,275	S *	4/2009	Monachon	D10/32
D593,880	S *	6/2009	Laucella	D10/39
D607,757	S *	1/2010	Cattin	D10/39
D634,653	S *	3/2011	Laucella	D10/39
8,009,521	B2 *	8/2011	Wu	368/228
D648,638	S *	11/2011	Monachon	D10/39
D655,631	S *	3/2012	Ruefenacht	D10/39
D658,509	S *	5/2012	Wai Kei	D10/32
D664,879	S *	8/2012	Behling	D10/126
8,259,536	B2 *	9/2012	Hasegawa et al.	368/80
D693,244	S *	11/2013	Duport et al.	D10/39
D697,823	S *	1/2014	Mijatovic	D10/32
D703,568	S *	4/2014	Cerrato	D10/126
D705,088	S *	5/2014	Emch	D10/39

* cited by examiner

Primary Examiner — Lucy Lieberman

(74) *Attorney, Agent, or Firm* — Sughrue Mion, PLLC

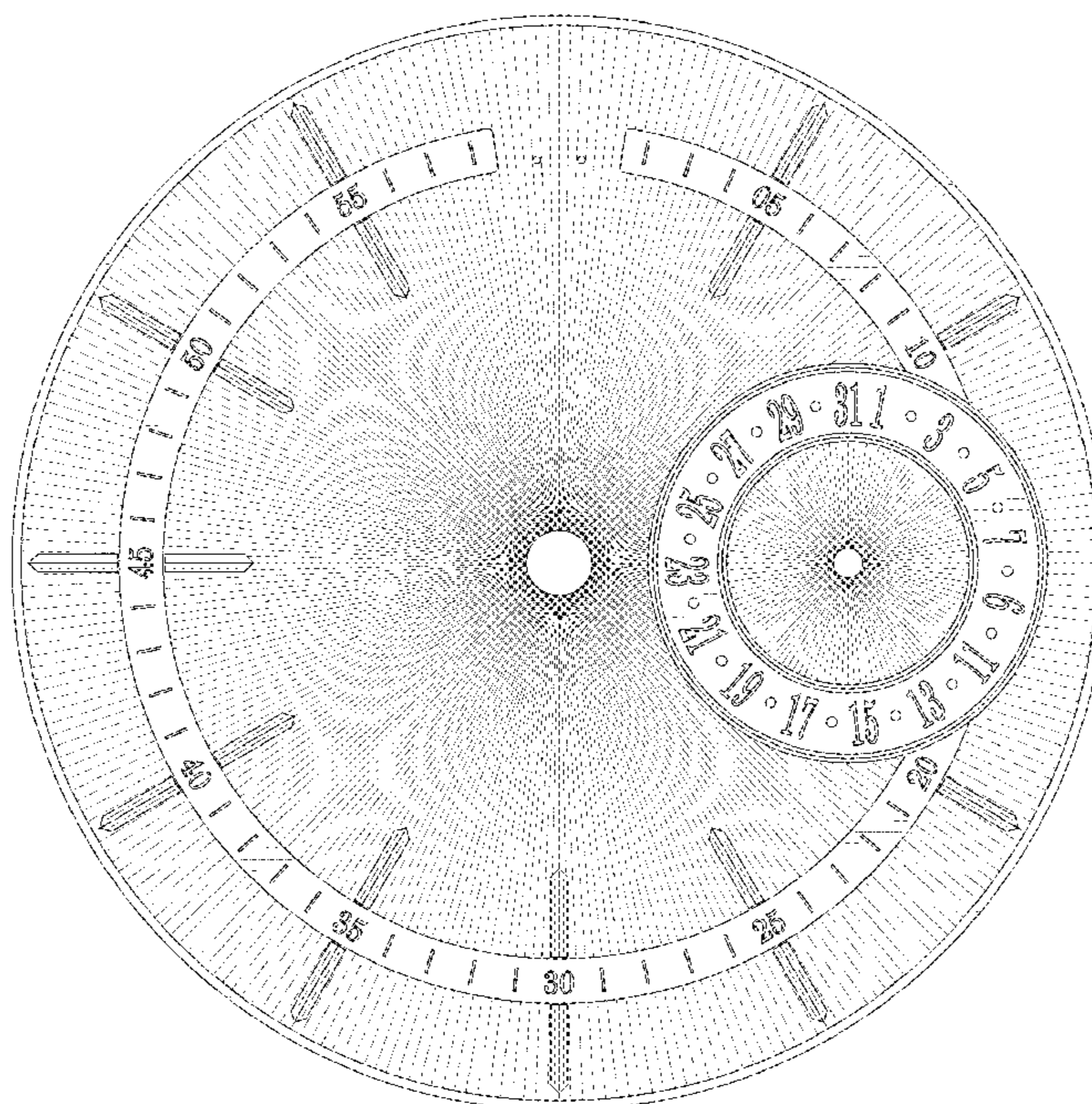
(57) **CLAIM**

The ornamental design for a watch dial, as shown and described.

DESCRIPTION

FIG. 1 is a perspective view of a watch dial according to my new design; and,
FIG. 2 is a front view thereof.

1 Claim, 2 Drawing Sheets



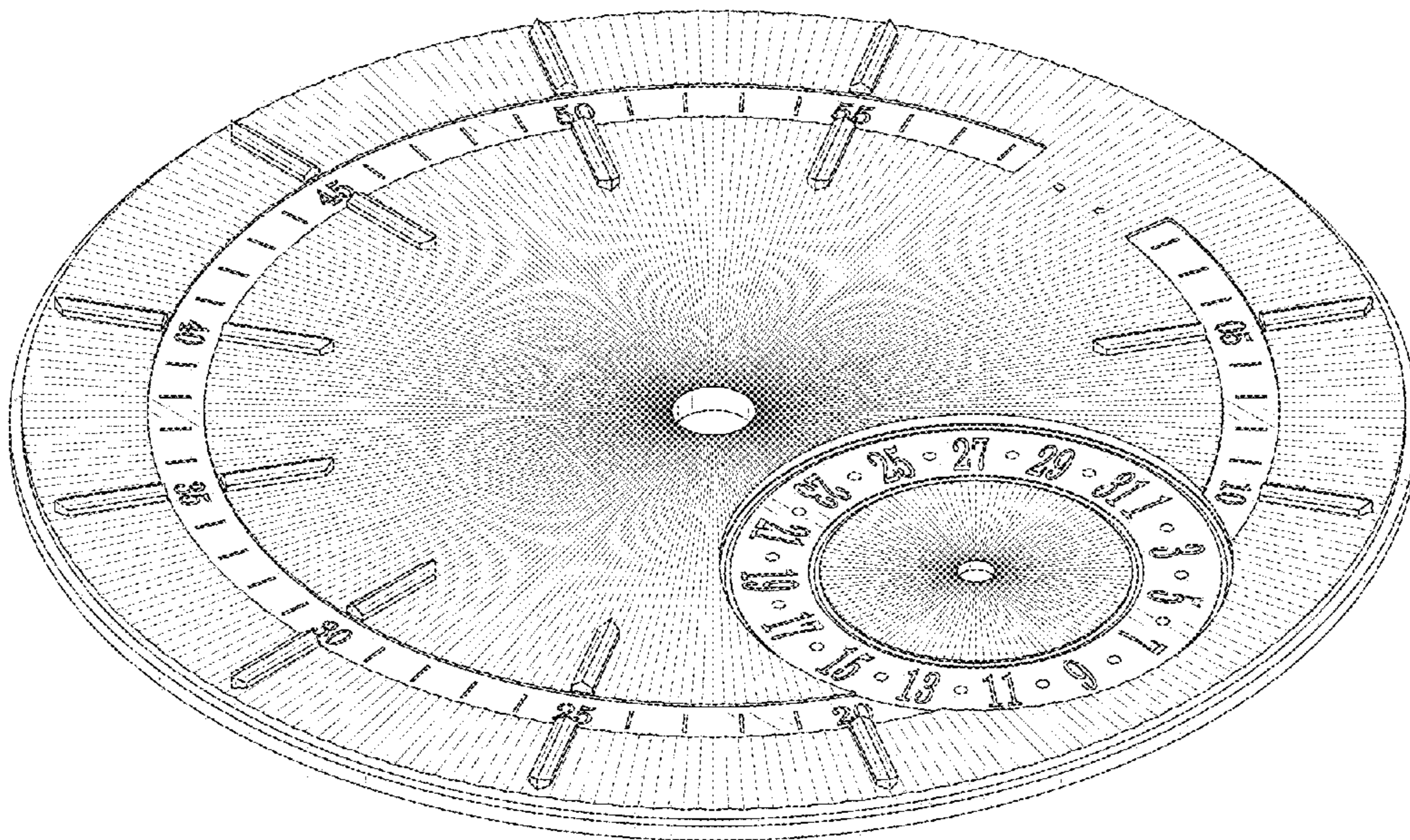


FIG. 1




FIG. 2