



US00D724450S

(12) **United States Design Patent**  
**Singh**

(10) **Patent No.:** **US D724,450 S**

(45) **Date of Patent:** **\*\* Mar. 17, 2015**

(54) **THERMOMETER PROBE**

(71) Applicant: **Inder Singh**, New York, NY (US)

(72) Inventor: **Inder Singh**, New York, NY (US)

(73) Assignee: **Kinsa, Inc.**, New York, NY (US)

(\*\*) Term: **14 Years**

(21) Appl. No.: **29/478,239**

(22) Filed: **Jan. 2, 2014**

(51) **LOC (10) Cl.** ..... **10-04**

(52) **U.S. Cl.**  
USPC ..... **D10/57**

(58) **Field of Classification Search**

CPC ..... G01J 5/061; G01J 5/0843; G01J 5/0846;  
G01J 5/0859; G01J 5/089; G01J 5/0896;  
G01J 5/048; G01J 5/16; G01J 5/22; G01J  
5/0205; G01J 5/0887; G01J 5/0003; G01J  
5/0275; G01J 5/084; G01J 5/0834; G01J 5/12;  
G01J 5/14  
USPC ..... D10/57; 374/1-209, E1.011-E1.017;  
600/474, 549

See application file for complete search history.

(56) **References Cited**

U.S. PATENT DOCUMENTS

D597,423 S \* 8/2009 Park ..... D10/57  
D607,349 S \* 1/2010 Vaughan et al. .... D10/57

\* cited by examiner

*Primary Examiner* — Antoine D Davis

(74) *Attorney, Agent, or Firm* — Leason Ellis LLP

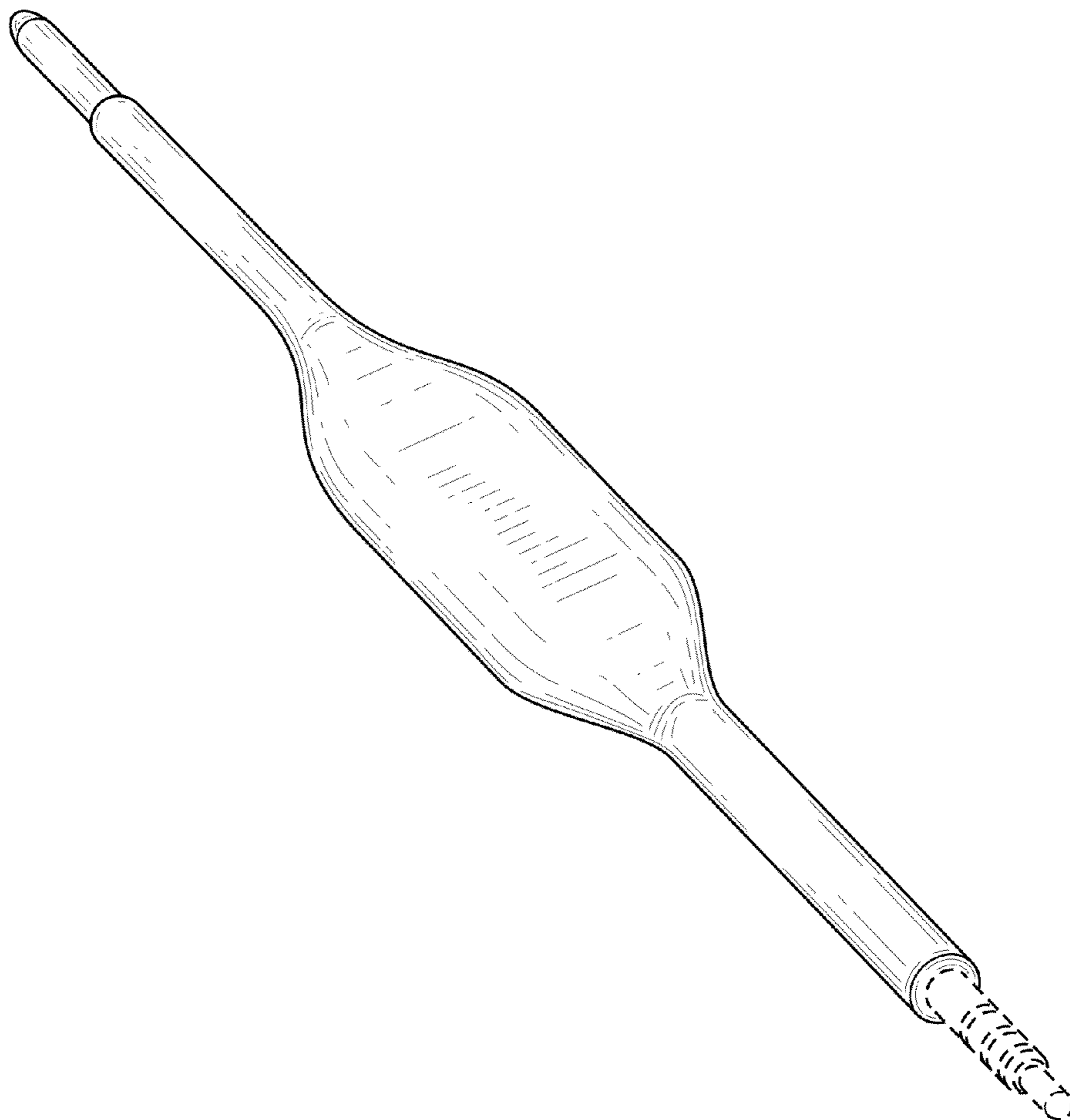
(57) **CLAIM**

The ornamental design for a thermometer probe, as shown and described.

**DESCRIPTION**

FIG. 1 is a perspective view of a thermometer probe;  
FIG. 2 is a front view of the thermometer probe of FIG. 1;  
FIG. 3 is a side view of the thermometer probe of FIG. 1;  
FIG. 4 is a top view of the thermometer probe of FIG. 1; and,  
FIG. 5 is a bottom view of the thermometer probe of FIG. 1.

**1 Claim, 5 Drawing Sheets**



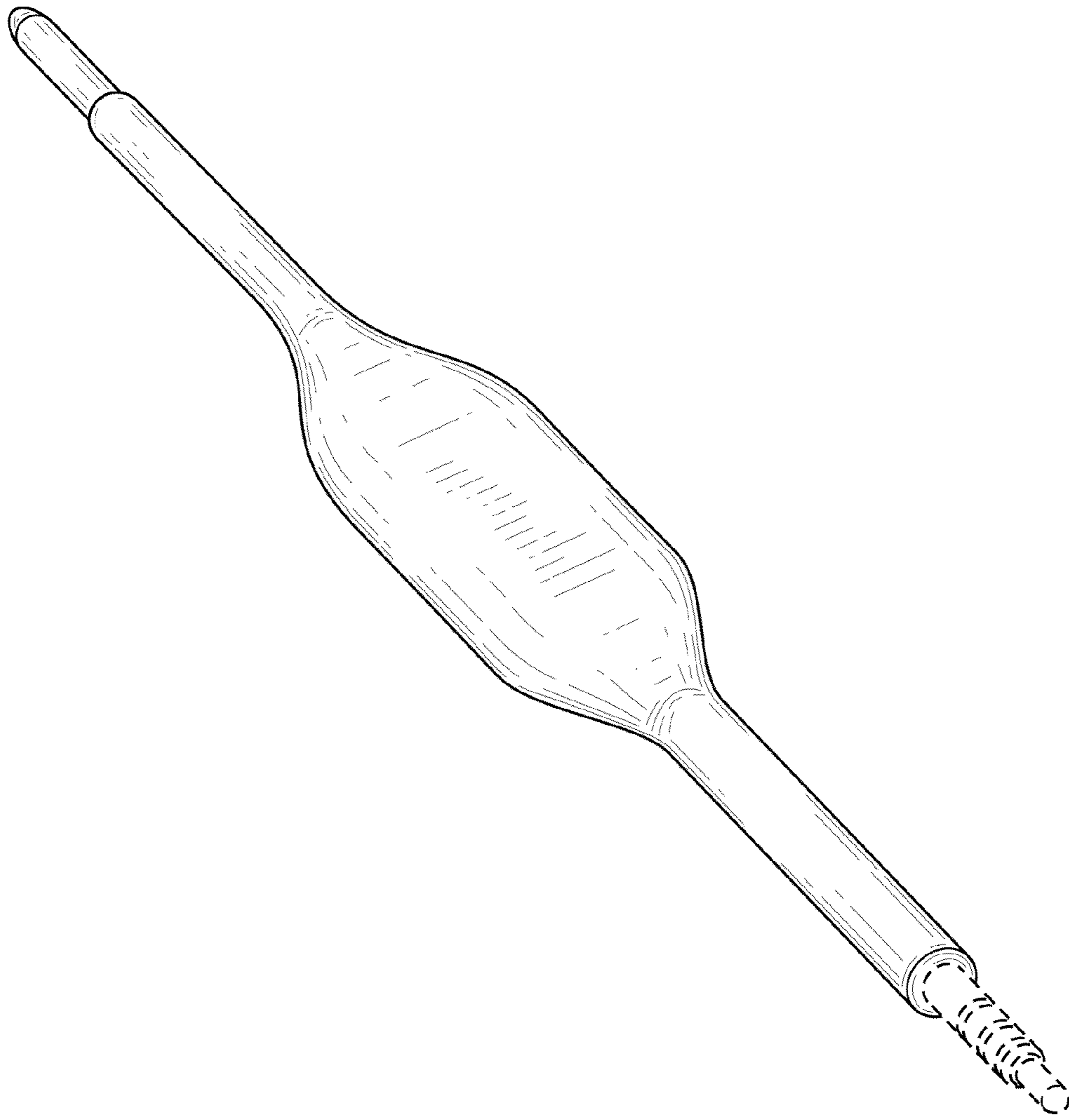


FIG. 1

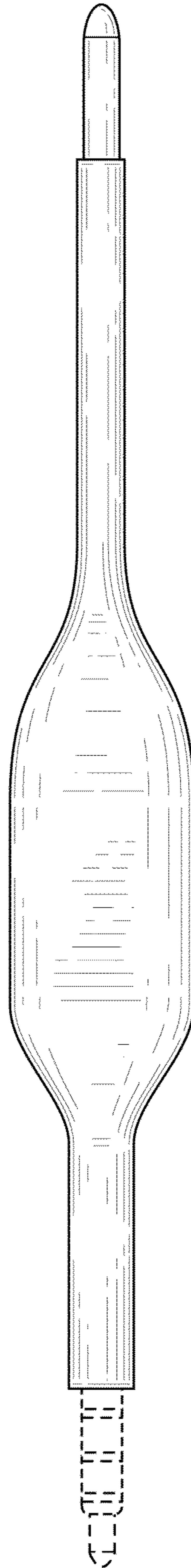

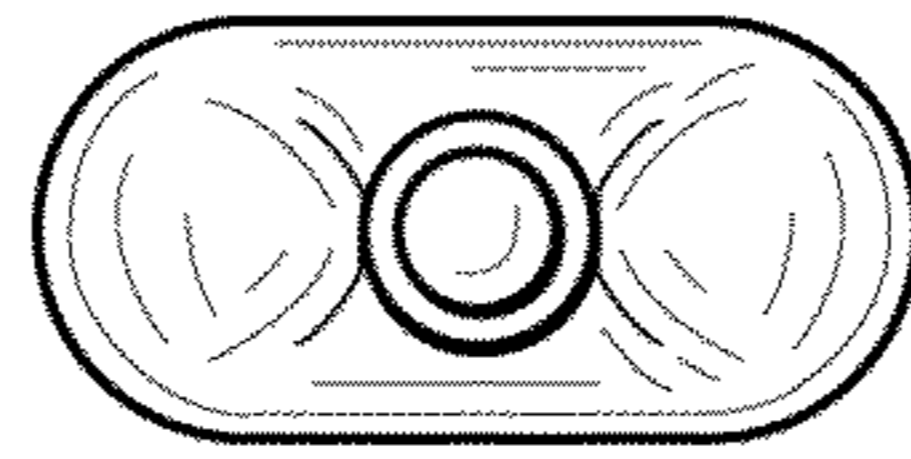


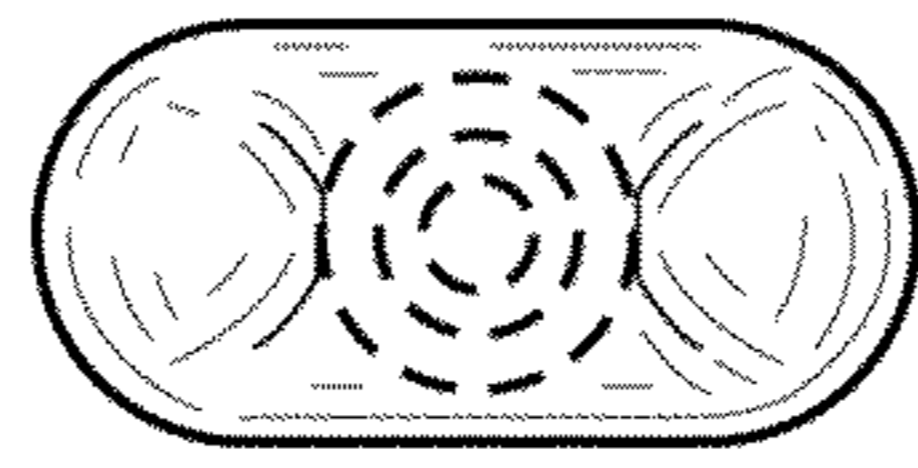
FIG. 2



**FIG. 3**



**FIG. 4**



**FIG. 5**