



US00D724445S

(12) **United States Design Patent**
Taylor et al.

(10) **Patent No.:** **US D724,445 S**
(45) **Date of Patent:** **** Mar. 17, 2015**

(54) **CLOCK**
(71) Applicant: **Fromanteel Limited**, Santon (IM)
(72) Inventors: **John Crawshaw Taylor**, Santon (IM);
Rosemary Louise Burnell, Cambridge
(GB)
(73) Assignee: **Fromanteel Limited**, Stanton (IM)

D75,019	S	*	5/1928	Fisher	D12/199
D90,746	S	*	9/1933	Rogow	D10/7
D186,071	S	*	9/1959	Golden	D19/64
D187,936	S	*	5/1960	Judson	D10/7
D276,895	S	*	12/1984	Masuda	D10/22
D320,747	S	*	10/1991	Luebbers	D10/6
D365,763	S	*	1/1996	Mateer	D10/8
D536,748	S	*	2/2007	Chuang et al.	D21/572
D650,450	S	*	12/2011	Biscamp	D21/538
8,218,400	B2	*	7/2012	Taylor et al.	368/77
2009/0154298	A1	*	6/2009	Taylor et al.	368/77

(**) Term: **14 Years**

(21) Appl. No.: **29/446,787**

(22) Filed: **Feb. 27, 2013**

(30) **Foreign Application Priority Data**

Aug. 31, 2012 (CN) 2012 3 0417373

(51) **LOC (10) Cl.** **10-01**

(52) **U.S. Cl.**
USPC **D10/6; D10/7; D10/126; D10/130**

(58) **Field of Classification Search**
CPC .. G04C 17/00; G04C 17/005; G04C 17/0091;
G04C 17/02; G04B 19/00; G04B 19/04;
G04B 19/20; G04B 19/30; G04B 19/32;
G04B 45/0007; G04B 47/04
USPC D10/1-39, 122-132; D19/64; D12/199;
D21/538, 572; 368/10, 76, 77, 78, 79,
368/82, 85, 223-226, 239, 240, 241,
368/276-282, 285; 434/304
See application file for complete search history.

(56) **References Cited**

U.S. PATENT DOCUMENTS

515,855 A * 3/1894 Bartel 368/179
D45,448 S * 3/1914 Buck D10/126

FOREIGN PATENT DOCUMENTS

CN	200830119374.0	10/2010
EM	000930664-0001	2/2008
EM	000930664-0002	2/2008

* cited by examiner

Primary Examiner — Martie K Holtje

(74) *Attorney, Agent, or Firm* — McCormick, Paulding & Huber LLP

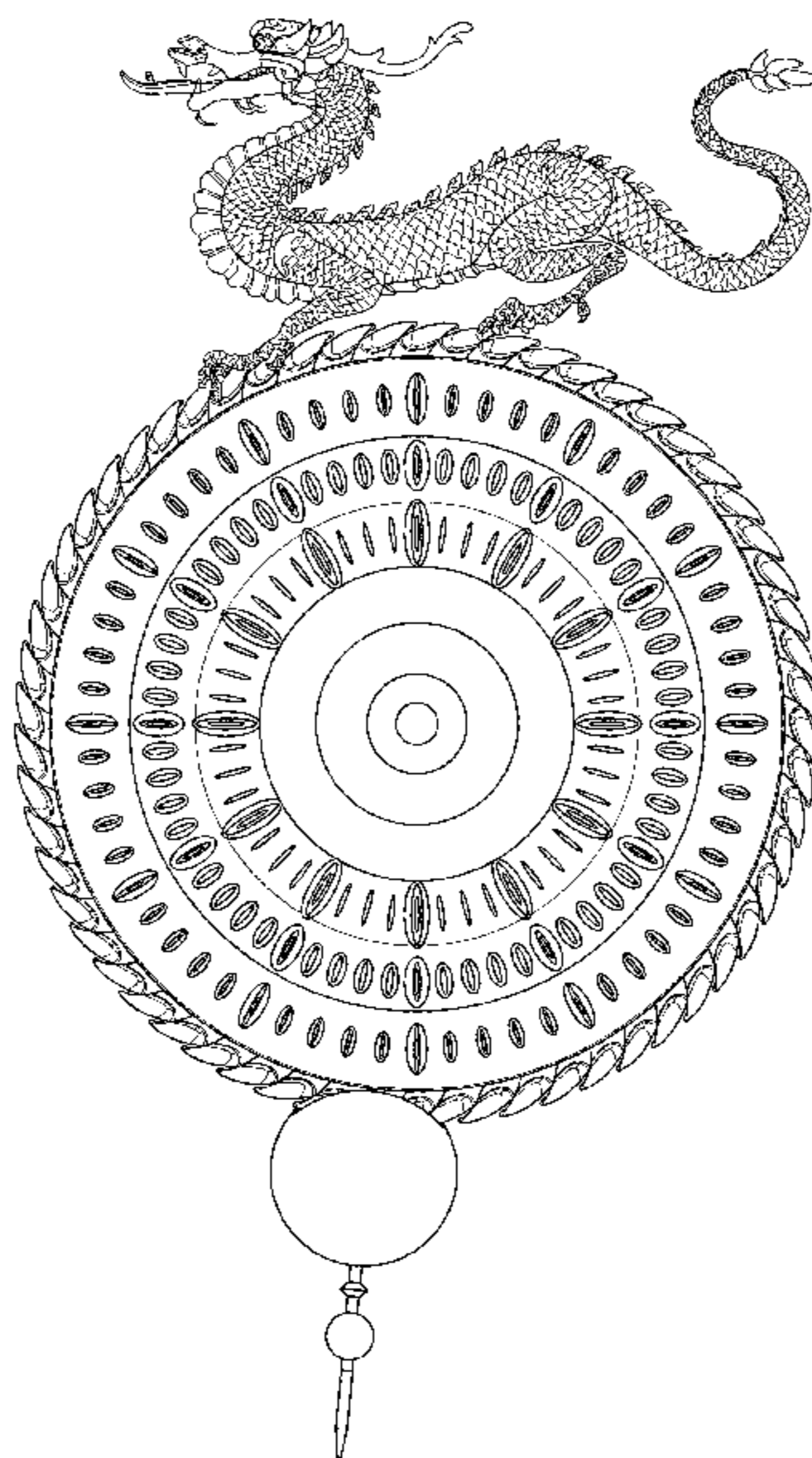
(57) **CLAIM**

The ornamental design for a clock, as shown and described.

DESCRIPTION

FIG. 1 is a front, left-hand side, top perspective view of a clock comprising a new, original and ornamental design;
FIG. 2 is a front view thereof;
FIG. 3 is a left side view thereof;
FIG. 4 is a right side view thereof;
FIG. 5 is a top view thereof; and,
FIG. 6 is a bottom view thereof.
Portions of the rear of the clock, not shown, form no part of the claimed design.

1 Claim, 4 Drawing Sheets



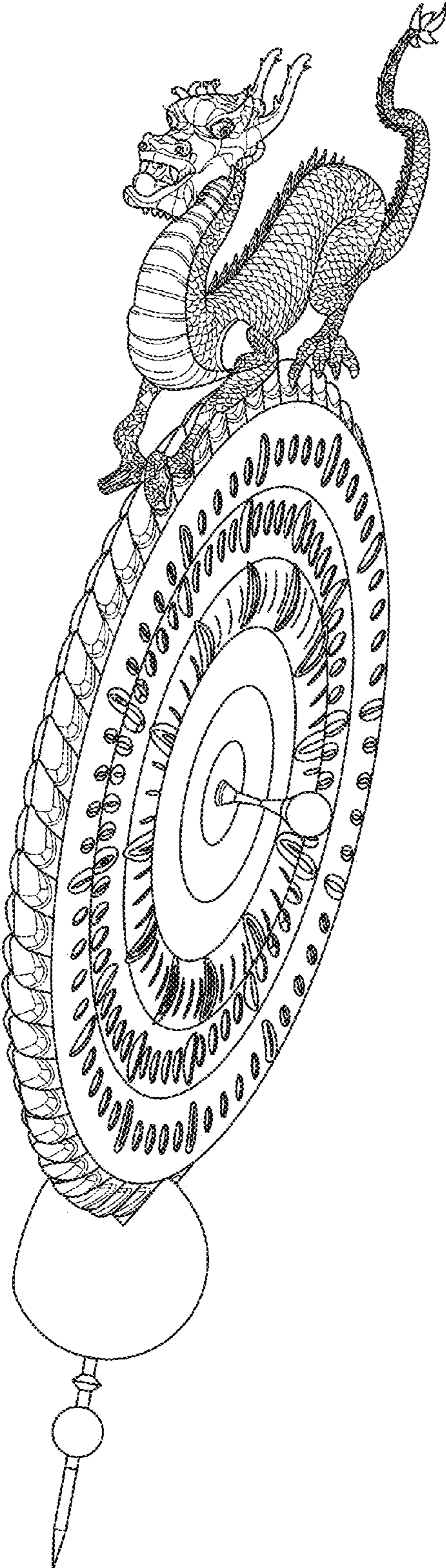


FIG. 1




FIG. 2

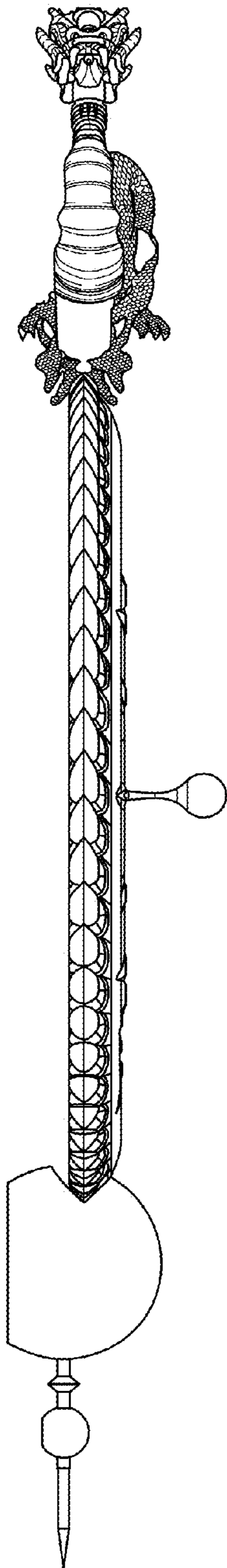


FIG. 3

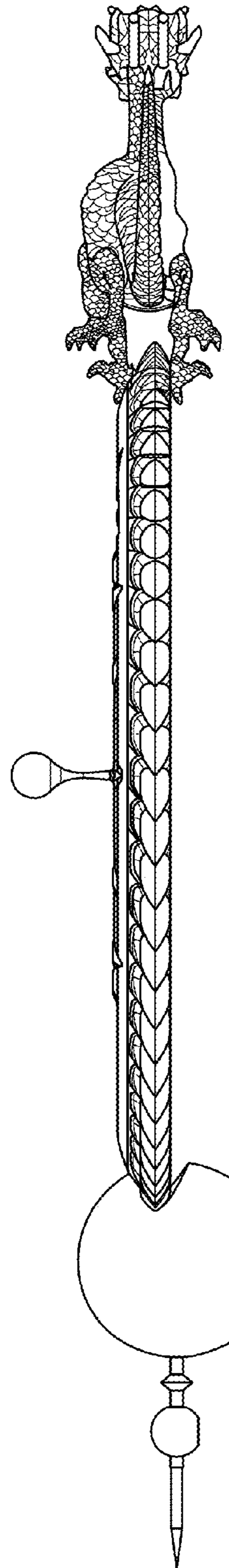


FIG. 4

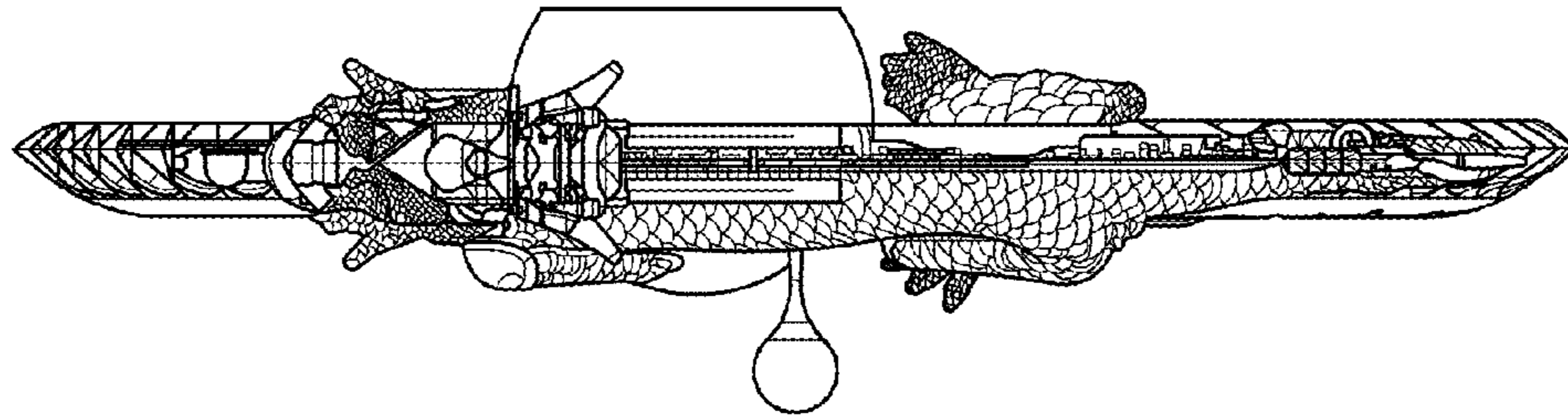


FIG. 5

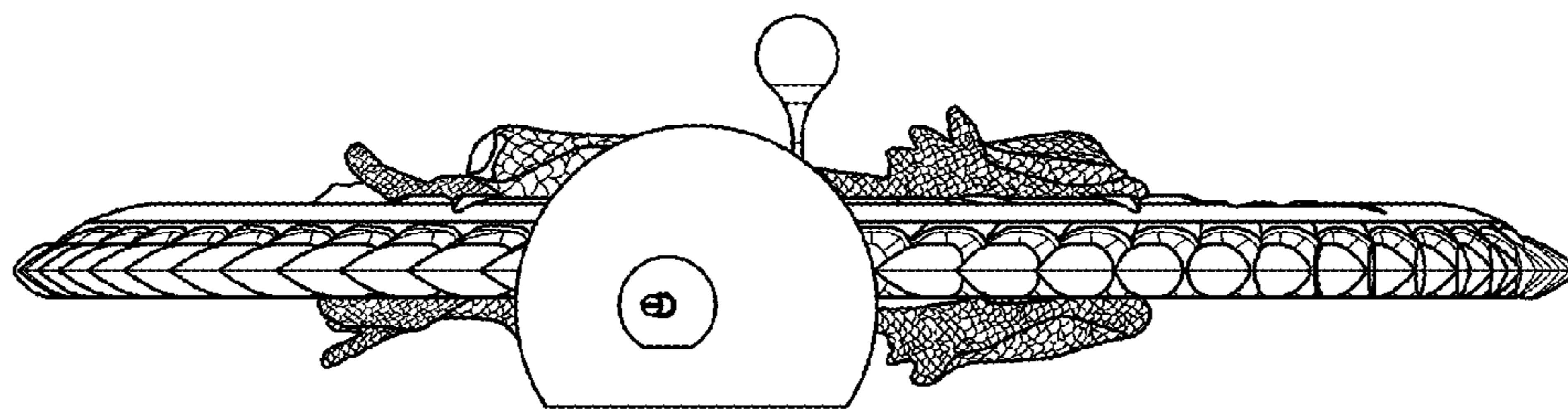


FIG. 6