



US00D724440S

(12) **United States Design Patent**  
**Ulstad et al.**

(10) **Patent No.:** **US D724,440 S**  
(45) **Date of Patent:** **\*\* Mar. 17, 2015**

(54) **POUCH**

FOREIGN PATENT DOCUMENTS

(71) Applicant: **Abbott Laboratories**, Abbott Park, IL (US)

DE 2730132 1/1979  
DE 8913216 12/1989

(Continued)

(72) Inventors: **David C. Ulstad**, Dublin, OH (US);  
**Robert Alan Miller, Jr.**, Westerville, OH (US);  
**Terrence B. Mazer**, New Albany, OH (US);  
**Wilson George Zeitler**, Westerville, OH (US)

OTHER PUBLICATIONS

International Search Report and Written Opinion from PCT/US2011/06427 mailed May 14, 2012.

International Preliminary Report on Patentability from PCT/US2011/06427 mailed Jul. 11, 2013.

(Continued)

(73) Assignee: **Abbott Laboratories**, Abbott Park, IL (US)

(\*\*) Term: **14 Years**

*Primary Examiner* — Caron D Veynar  
*Assistant Examiner* — Abraham Bahta

(21) Appl. No.: **29/473,014**

(74) *Attorney, Agent, or Firm* — Calfee, Halter & Griswold LLP

(22) Filed: **Nov. 18, 2013**

**Related U.S. Application Data**

(63) Continuation of application No. 13/976,309, filed as application No. PCT/US2011/064247 on Dec. 9, 2011.

(51) **LOC (10) Cl.** ..... **09-05**

(52) **U.S. Cl.**  
USPC ..... **D9/702**

(58) **Field of Classification Search**  
USPC ..... D9/702-714, 499, 443, 435, 434, 415;  
D24/118, 121; 426/106; 383/61.1, 42,  
383/119, 108, 103, 106, 120, 127; 222/92,  
222/107, 215; 220/666; 211/85.15;  
206/406, 811, 484, 260; 428/35.2;  
D3/203.1, 203.2, 303

See application file for complete search history.

(56) **References Cited**

U.S. PATENT DOCUMENTS

D347,993 S \* 6/1994 Lane et al. .... D9/707  
D354,906 S \* 1/1995 Lane et al. .... D9/707

(Continued)

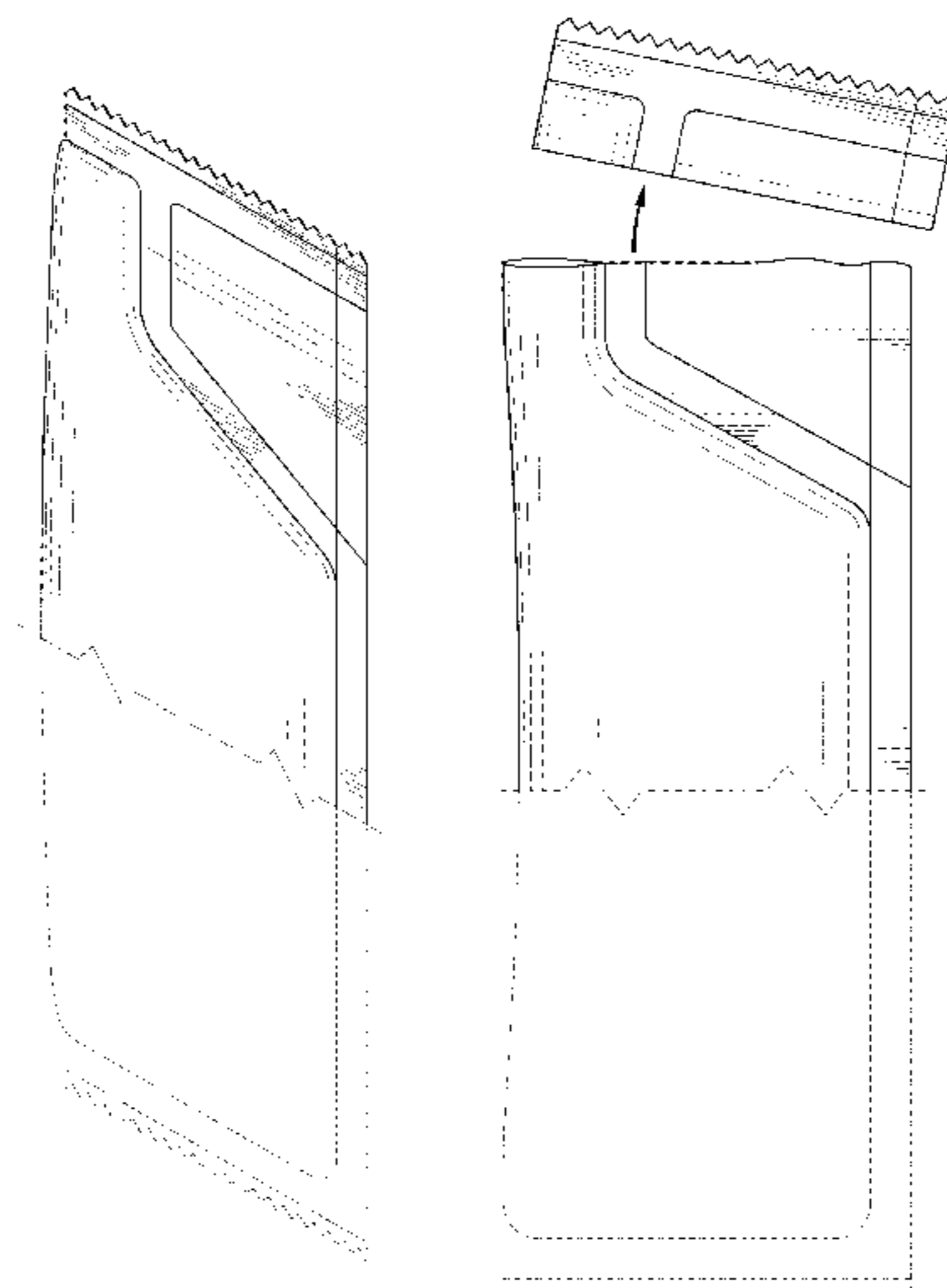
(57) **CLAIM**

We claim the ornamental design for a pouch, as shown and described.

**DESCRIPTION**

FIG. 1 is a front perspective view of a pouch showing the new design;  
FIG. 2 is a front view of the pouch of FIG. 1;  
FIG. 3 is a rear view of the pouch of FIG. 1;  
FIG. 4 is right side elevational view of the pouch of FIG. 1;  
FIG. 5 is a left side elevational view of the pouch of FIG. 1;  
FIG. 6 is a top plan view of the pouch of FIG. 1;  
FIG. 7 is a bottom plan view of the pouch of FIG. 1; and,  
FIG. 8 is a front view of the pouch of FIG. 1, showing the pouch in an opened condition with a top portion removed from a main portion.  
The portions of the Figures shown in phantom lines are for illustrative purpose only and form no part of the claimed design.

**1 Claim, 5 Drawing Sheets**



(56)

**References Cited**

U.S. PATENT DOCUMENTS

6,419,118 B1 7/2002 Rees  
D574,259 S \* 8/2008 Rosskamp ..... D9/720  
D591,614 S \* 5/2009 Isogai et al. .... D9/702  
D617,656 S \* 6/2010 Fiero ..... D9/702  
D623,075 S \* 9/2010 Blythe ..... D9/709  
D634,646 S \* 3/2011 Belko et al. .... D9/709  
D655,202 S \* 3/2012 Abell et al. .... D9/707  
D668,554 S \* 10/2012 Tsuchiya ..... D9/707  
D669,793 S \* 10/2012 Hynes et al. .... D9/702  
D695,992 S \* 12/2013 Wyne ..... D1/128  
2009/0238495 A1 9/2009 Anderson

FOREIGN PATENT DOCUMENTS

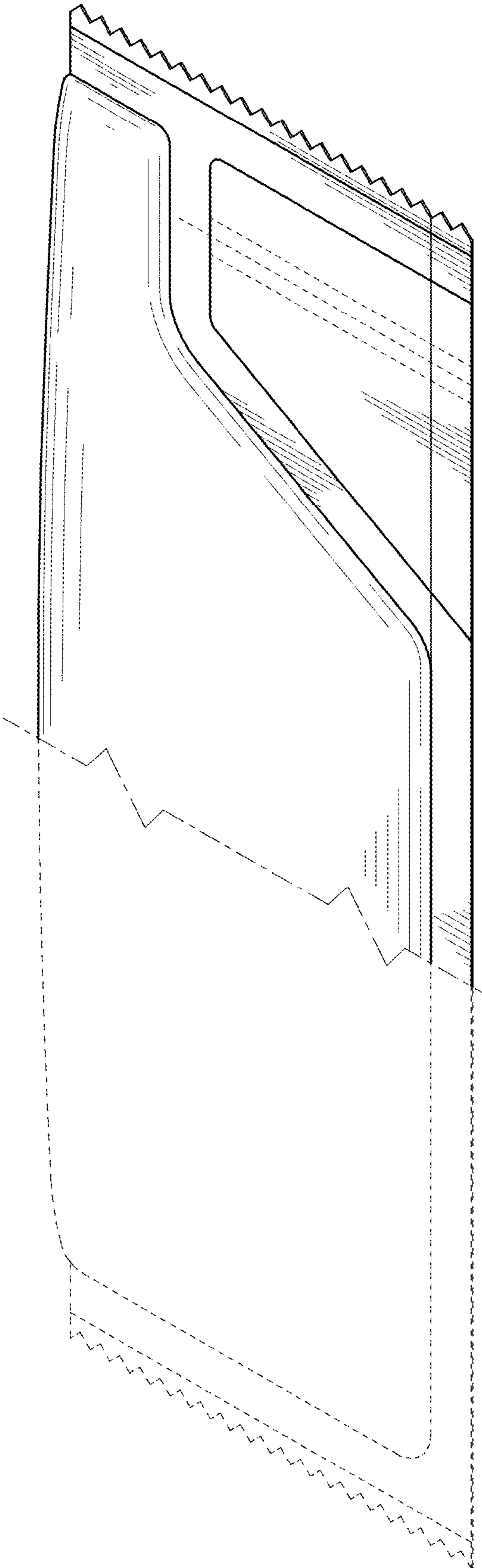
EP 1826137 8/2007  
GB 2285032 6/1995  
NL 7806196 1/1979  
WO 2007113066 10/2007

OTHER PUBLICATIONS

First Examination Report from New Zealand Patent Application No. 613161 dated Apr. 28, 2014.  
Extended European Search Report from EP Application No. 14156406.2 dated Jun. 4, 2014.

\* cited by examiner

Fig. 1



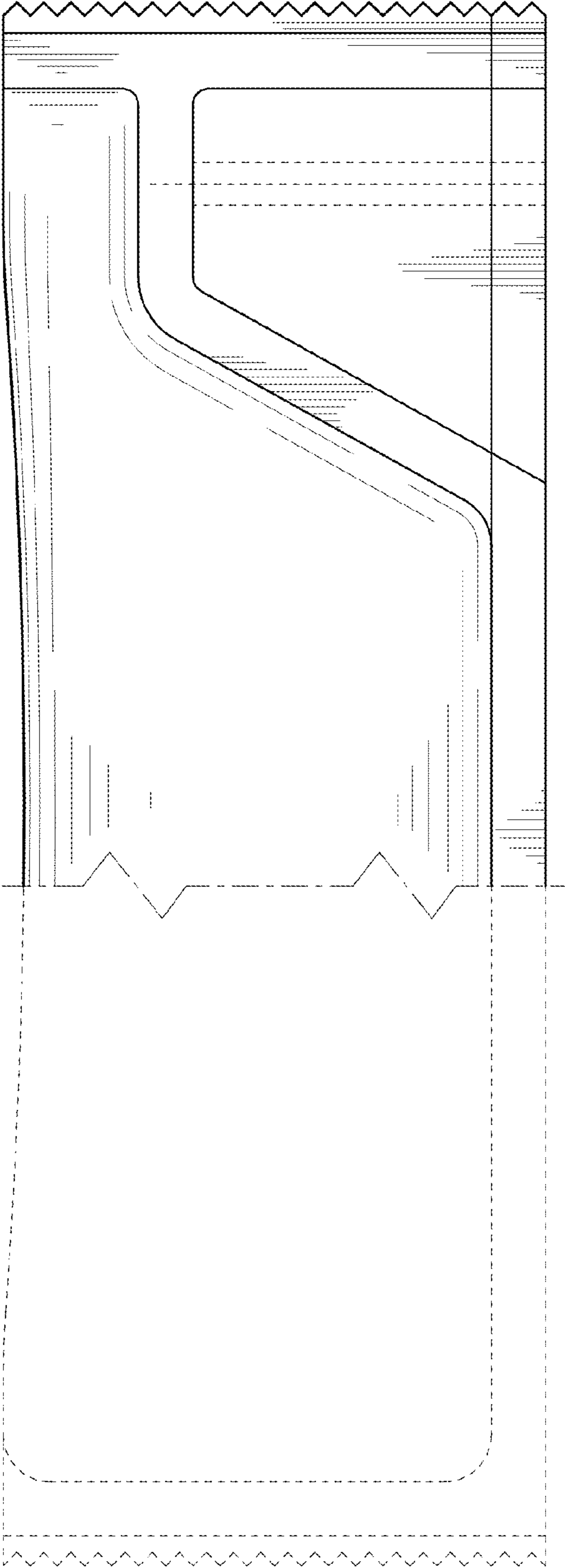


Fig. 2

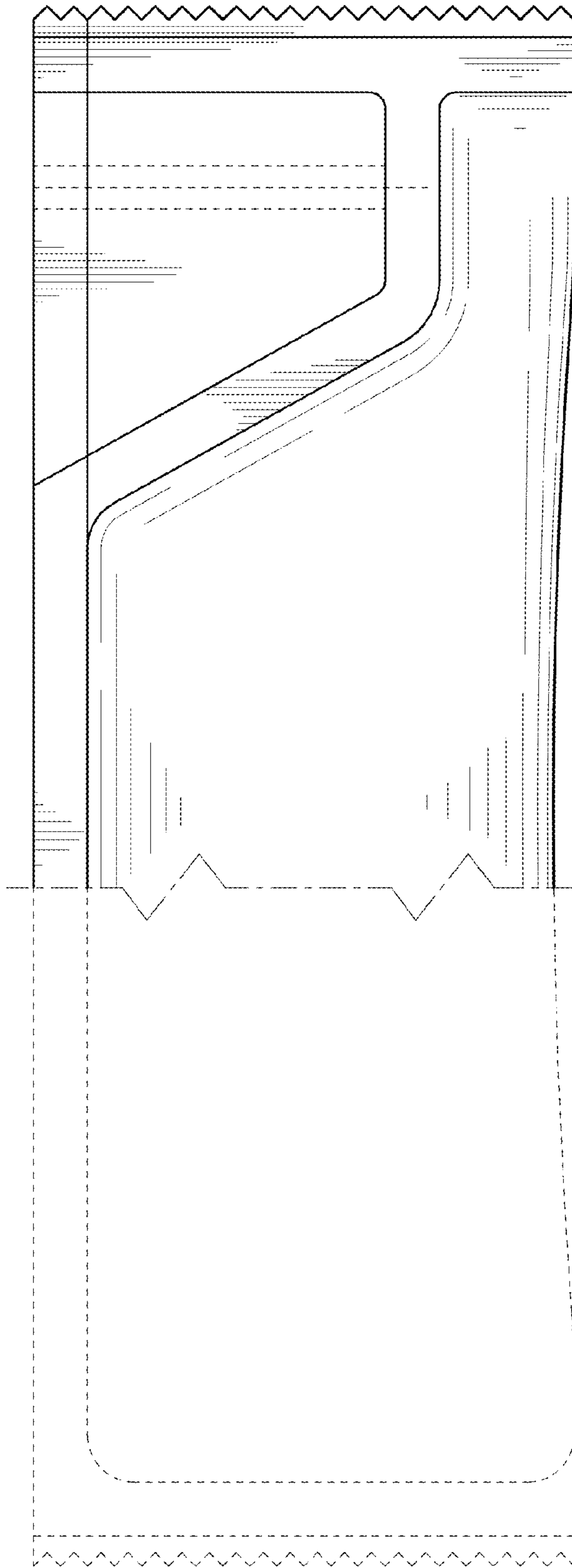
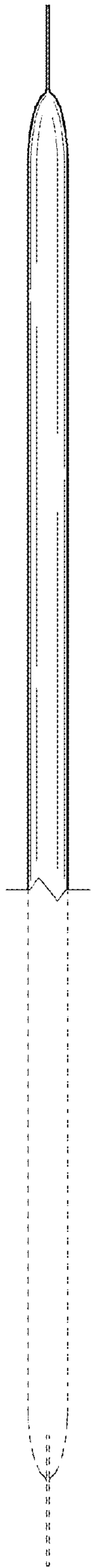
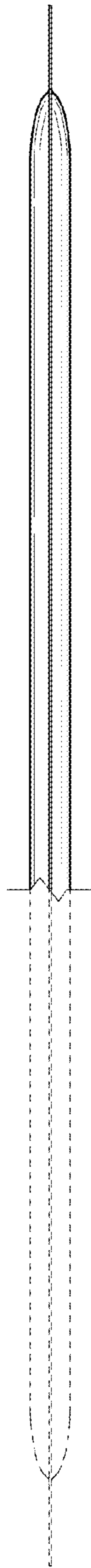



Fig. 3



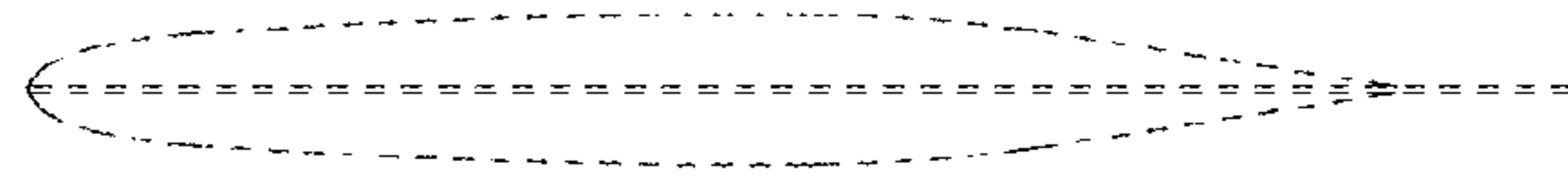
**Fig. 4**



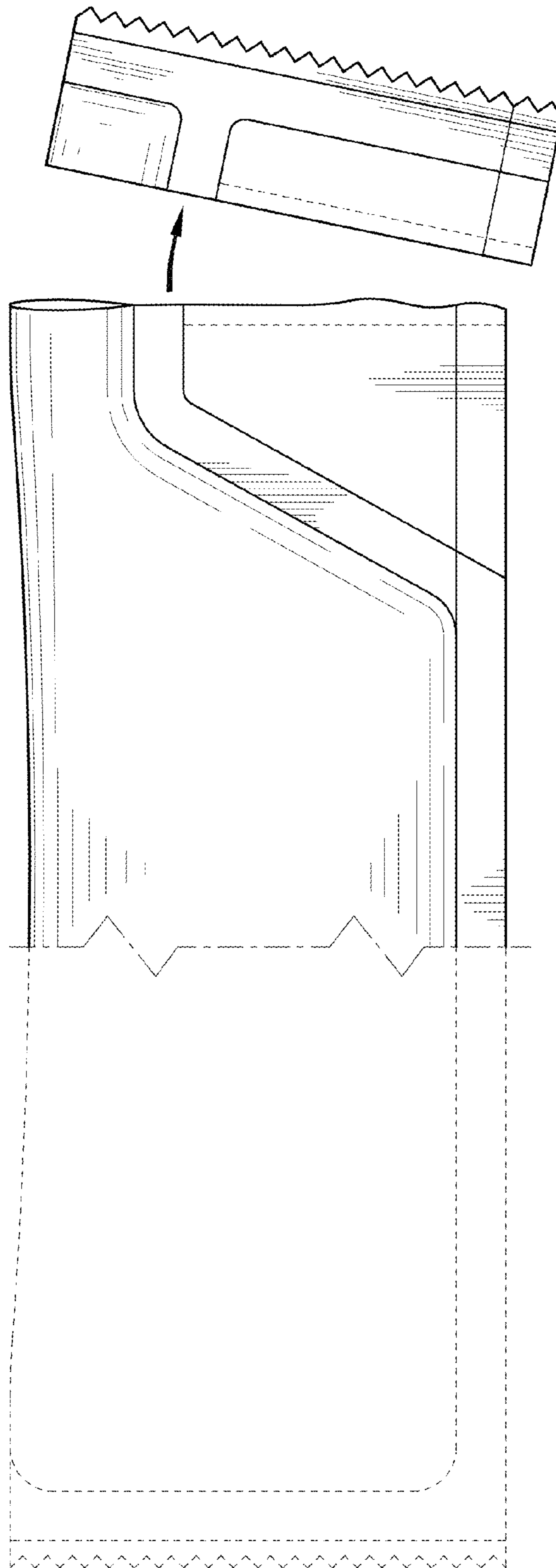
**Fig. 5**



**Fig. 6**



**Fig. 7**



**Fig. 8**