



US00D724430S

(12) **United States Design Patent**
Tahara et al.

(10) **Patent No.:** **US D724,430 S**
(45) **Date of Patent:** **** Mar. 17, 2015**

(54) **CAP FOR PACKAGING CONTAINER**

(56) **References Cited**

- (71) Applicant: **Santen Pharmaceutical Co., Ltd.**,
Osaka-shi, Osaka (JP)
- (72) Inventors: **Yoshitaka Tahara**, Osaka (JP);
Yoshiyuki Azuma, Osaka (JP);
Tsuyoshi Kakiuchi, Osaka (JP); **Hiroshi Yamada**, Osaka (JP)
- (73) Assignee: **Santen Pharmaceutical Co., Ltd.**,
Osaka-shi, Osaka (JP)
- (**) Term: **14 Years**
- (21) Appl. No.: **29/495,357**
- (22) Filed: **Jun. 30, 2014**

U.S. PATENT DOCUMENTS

D54,749 S *	3/1920	Huntley	D7/523
D89,939 S *	5/1933	Soper	D9/453
D117,303 S *	10/1939	Jung	D9/453
D144,104 S *	3/1946	Derham	D9/453
D145,010 S *	6/1946	Derham	D9/453
D189,557 S *	1/1961	Soffer	D9/453
D204,514 S *	4/1966	Berman	D9/448
D206,916 S *	2/1967	Berman	D9/448
D366,616 S *	1/1996	Knickerbocker	D9/445
D475,924 S *	6/2003	Haffner	D9/453
D499,645 S *	12/2004	Edwards	D9/429
D638,294 S *	5/2011	Heidel et al.	D9/452
D646,568 S *	10/2011	Heidel et al.	D9/452

* cited by examiner

Primary Examiner — Robert M Spear

Assistant Examiner — Marissa Cash

(74) *Attorney, Agent, or Firm* — Squire Patton Boggs (US) LLP

Related U.S. Application Data

- (62) Division of application No. 29/447,852, filed on Mar. 7, 2013, now Pat. No. Des. 712,265.

Foreign Application Priority Data

- Sep. 10, 2012 (JP) 2012-021762
- Sep. 10, 2012 (JP) 2012-021763
- Sep. 10, 2012 (JP) 2012-021764
- Sep. 10, 2012 (JP) 2012-021765

(57) **CLAIM**

The ornamental design for a cap for packaging container, as shown and described.

DESCRIPTION

FIG. 1 is a front view of a cap for packaging container showing our new design;
 FIG. 2 is a right side view thereof;
 FIG. 3 is a top side view thereof;
 FIG. 4 is a bottom plan view thereof;
 FIG. 5 is a sectional view thereof taken on line 5-5 of FIG. 1;
 FIG. 6 is a perspective view thereof; and,
 FIG. 7 is a reference view thereof showing a condition in use.
 A rear view and a left side view are omitted because the rear view is identical to the front view and the left side view is identical to the right side view.
 The broken line showing of FIG. 7 is environmental only and not part of the claimed design.

- (51) **LOC (10) Cl.** **09-07**
- (52) **U.S. Cl.**
USPC **D9/452**
- (58) **Field of Classification Search**
CPC B65D 41/56; B65D 41/00; B65D 41/02;
B65D 51/00; A45D 34/02; A45D 34/00;
A45D 40/265; A47G 19/2272
USPC D7/396.2, 507, 509, 510, 511;
D9/434-455, 524, 682, 685, 694;
215/200, 235, 236, 252, 254, 329,
215/355-364; 220/203.04-203.07, 220,
220/254.1, 254.4, 556, 703, 704, 705;
D6/542-545

See application file for complete search history.

1 Claim, 7 Drawing Sheets

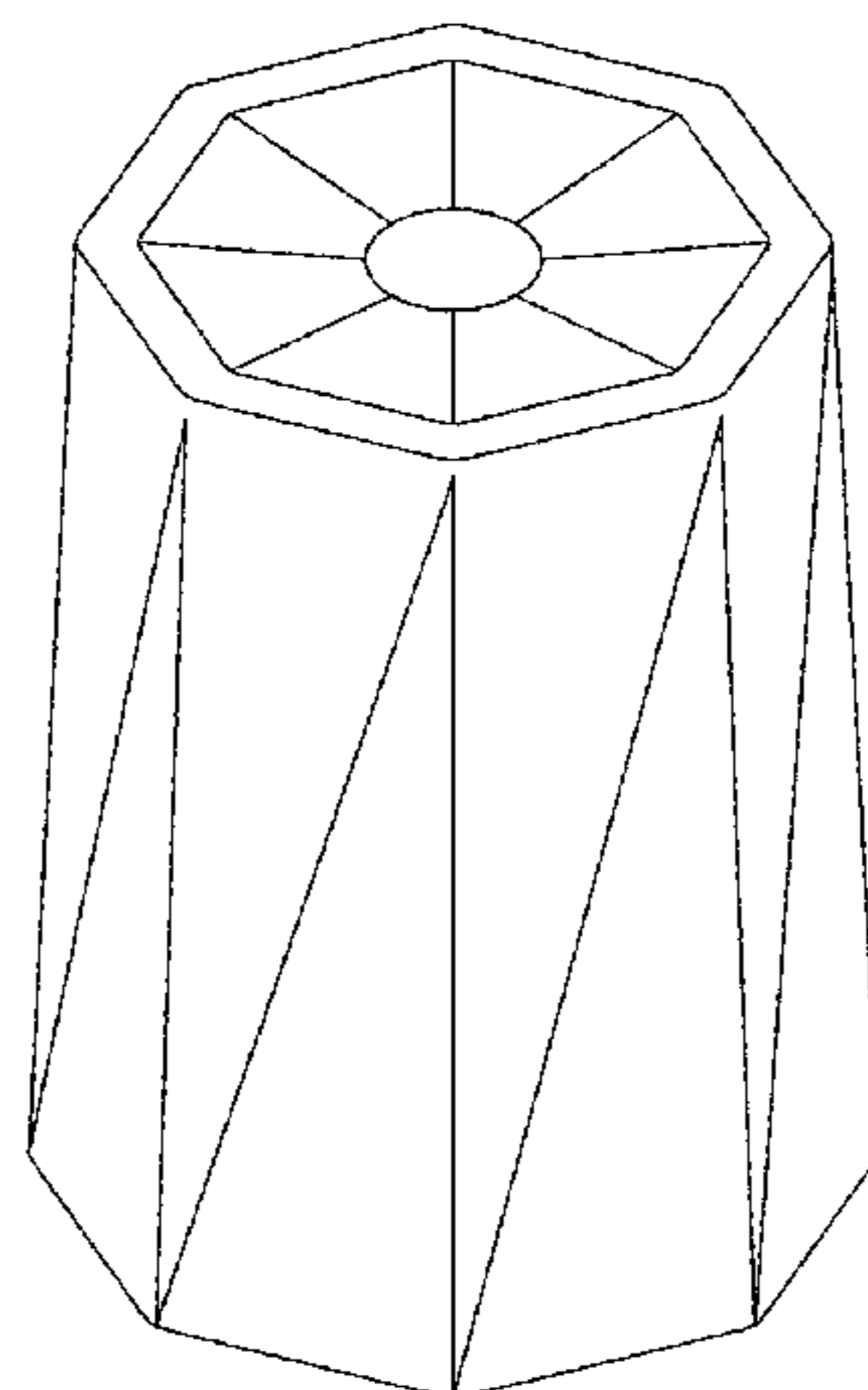


Fig. 1

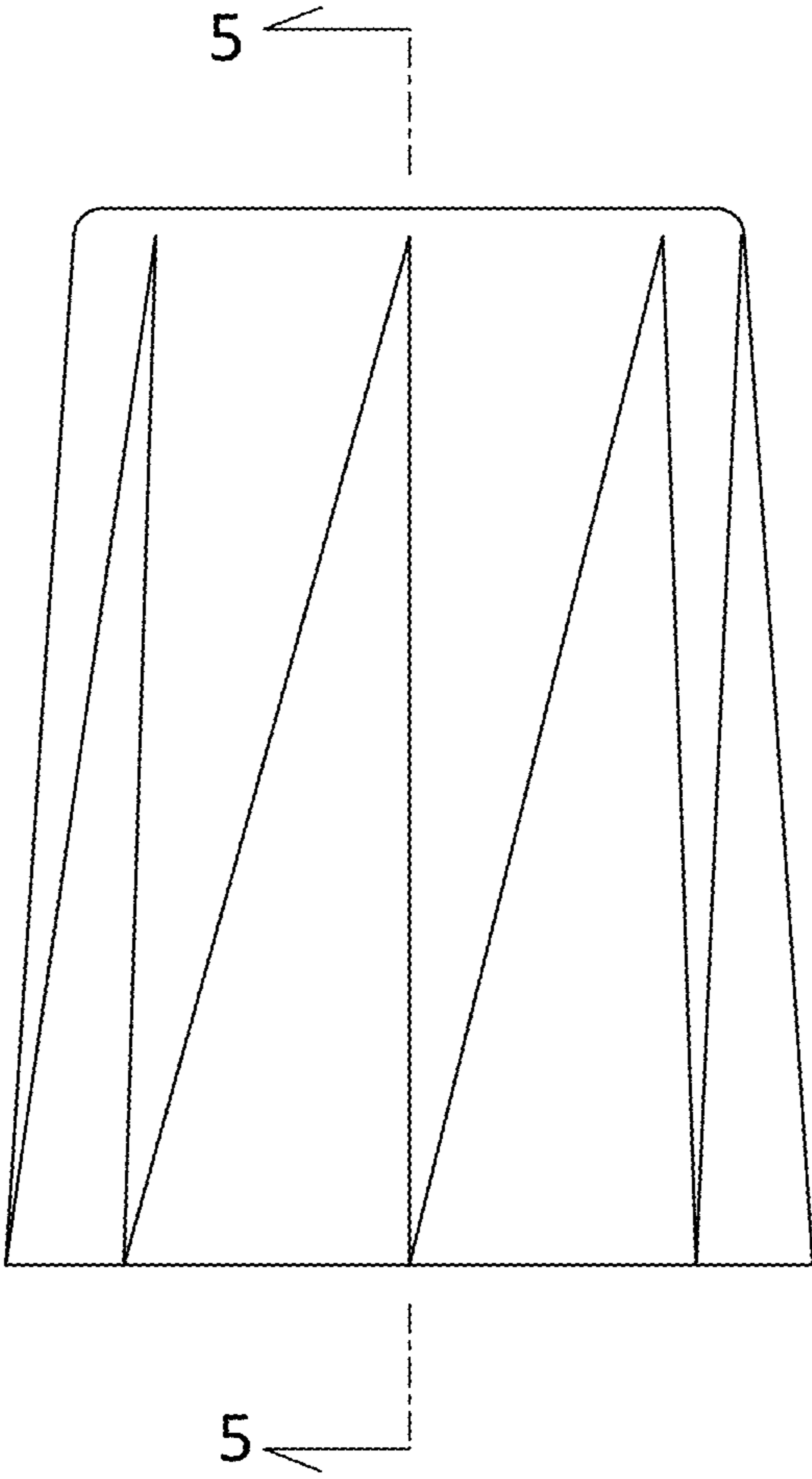


Fig. 2

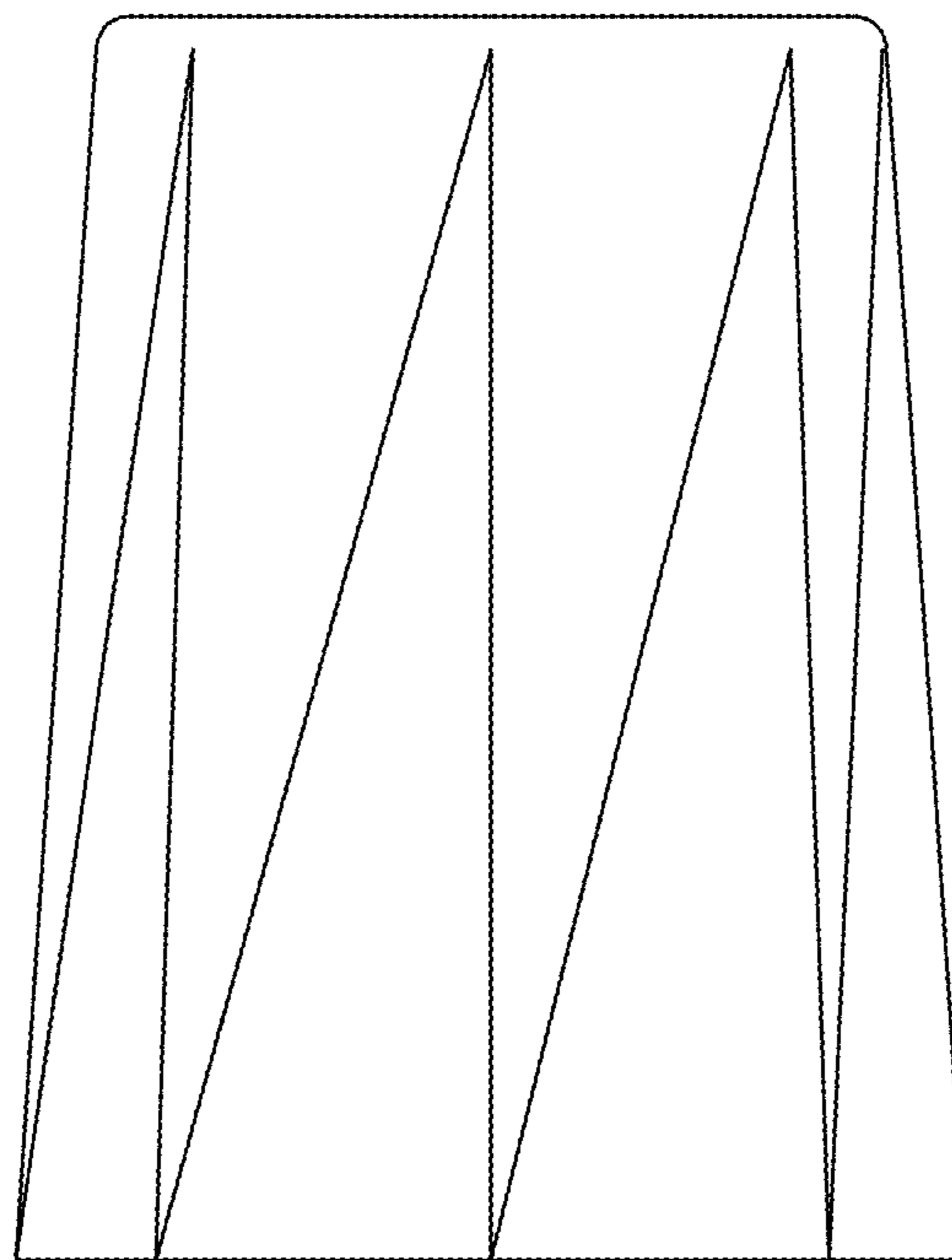


Fig. 3

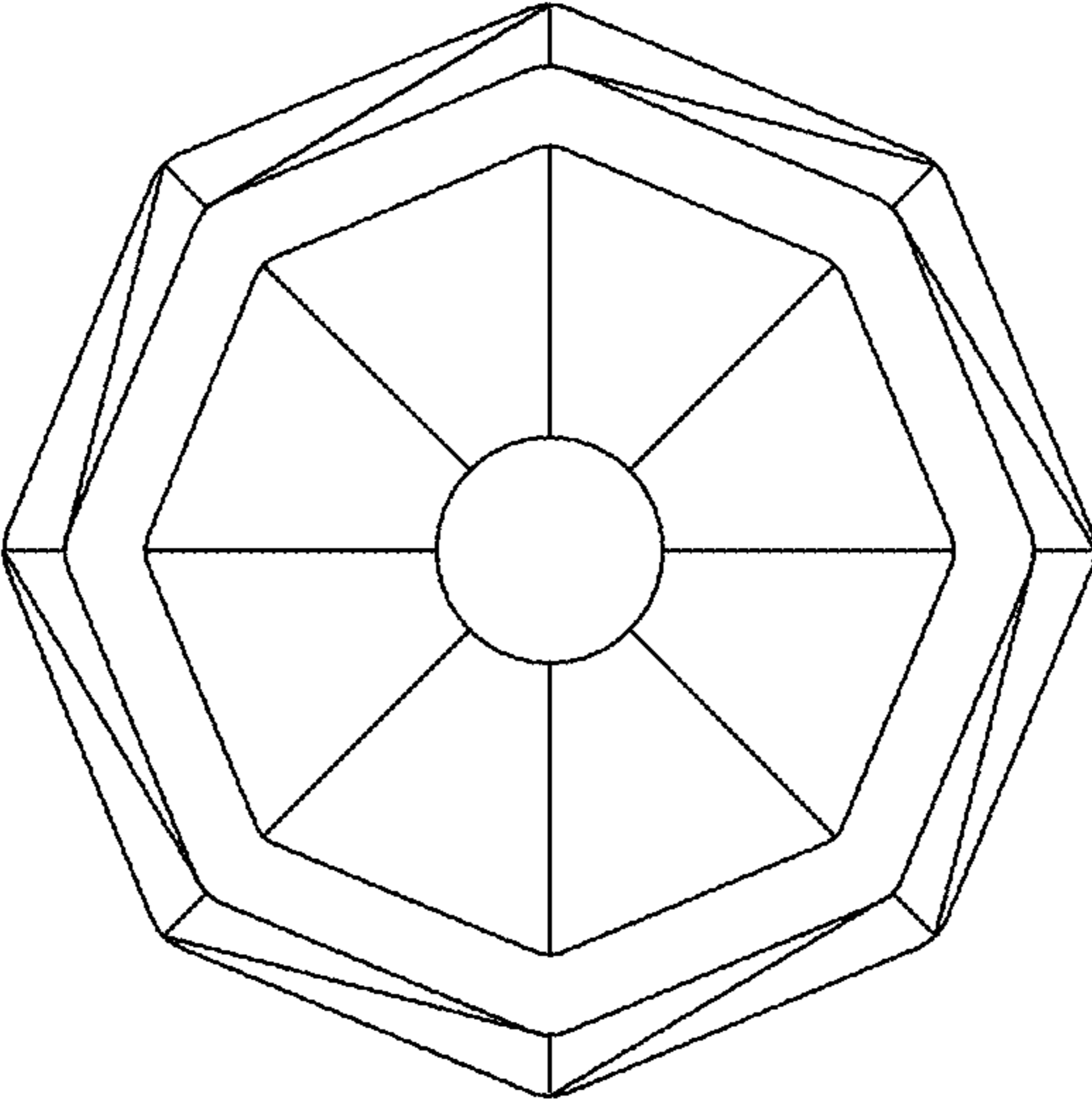


Fig. 4

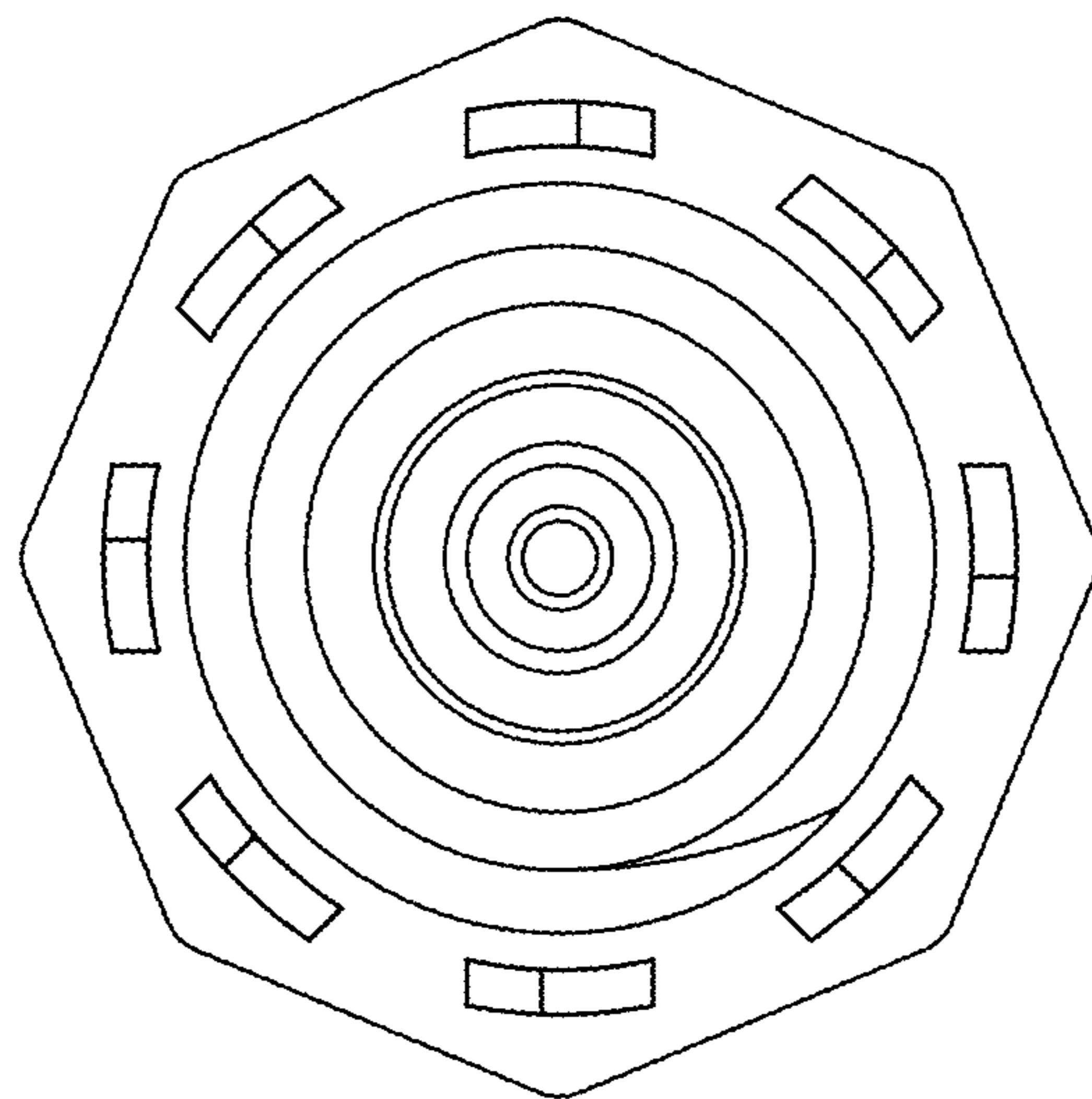


Fig. 5




Fig. 6

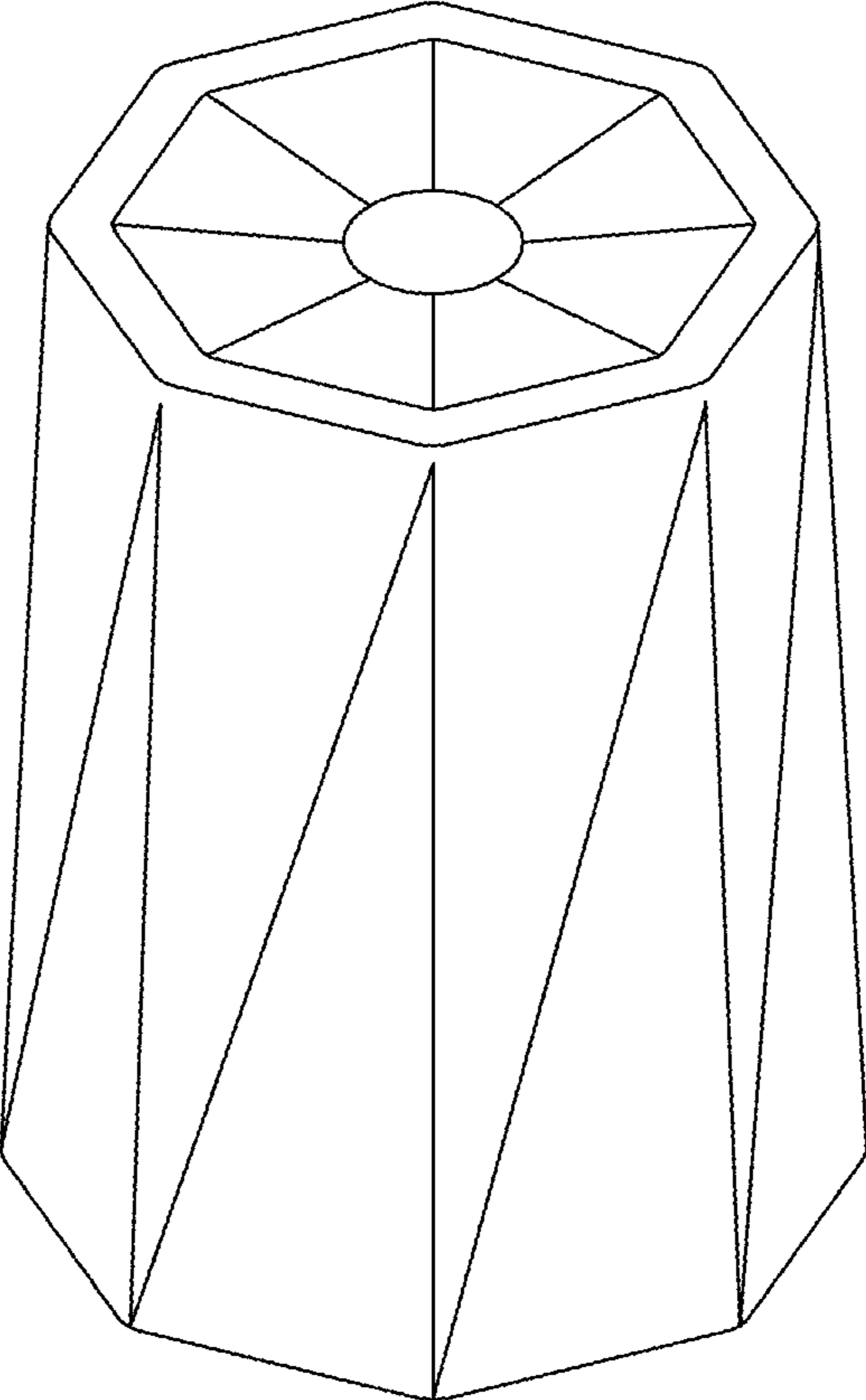


Fig. 7

