



US00D724405S

(12) **United States Design Patent**
Larson

(10) **Patent No.:** **US D724,405 S**
(45) **Date of Patent:** **** Mar. 17, 2015**

(54) **DRILL BLOCK**

5,850,168 A * 12/1998 McVeety et al. 333/207
D488,696 S * 4/2004 Merritt D8/70
D600,346 S * 9/2009 Petersen D24/140

(71) Applicant: **David Aaron Larson**, St. Charles, IL
(US)

FOREIGN PATENT DOCUMENTS

(72) Inventor: **David Aaron Larson**, St. Charles, IL
(US)

EP 1327493 A1 * 7/2003 B23B 49/02
GB 2 449 144 A 11/2008

(73) Assignee: **Nomis LLC**, Elgin, IL (US)

(Continued)

(**) Term: **14 Years**

OTHER PUBLICATIONS

(21) Appl. No.: **29/461,045**

BAT-70 drill block. AviationPros.com. Dec. 10, 2008 [online],
[retrieved on Mar. 15, 2013]. Retrieved from the Internet <URL:
<http://www.aviationpros.com/product/10137049/brown-aviation-tool-supply-co-bat-70-drill-block>>.*

(22) Filed: **Jul. 18, 2013**

(Continued)

(51) **LOC (10) Cl.** **08-70**

(52) **U.S. Cl.**
USPC **D8/71**

(58) **Field of Classification Search**
CPC B23B 41/12; B23B 47/28; B23B 49/023;
B23G 1/22; B23Q 9/00; B23Q 11/08; B23Q
11/10; B25B 5/147; B25H 1/0064; B25H
1/0078
USPC D8/70, 71; D10/61, 64, 65; D15/132,
D15/138, 140, 143; D24/133, 140, 147,
D24/149; 408/56, 72 R, 72 B, 97, 111, 112,
408/115 R, 115 B, 241 G, 712

Primary Examiner — Philip S Hyder
Assistant Examiner — Darlington Ly
(74) *Attorney, Agent, or Firm* — Reinhart Boerner Van
Deuren P.C.

See application file for complete search history.

(57) **CLAIM**
I claim the ornamental design for the drill block, as shown and
described.

(56) **References Cited**

DESCRIPTION

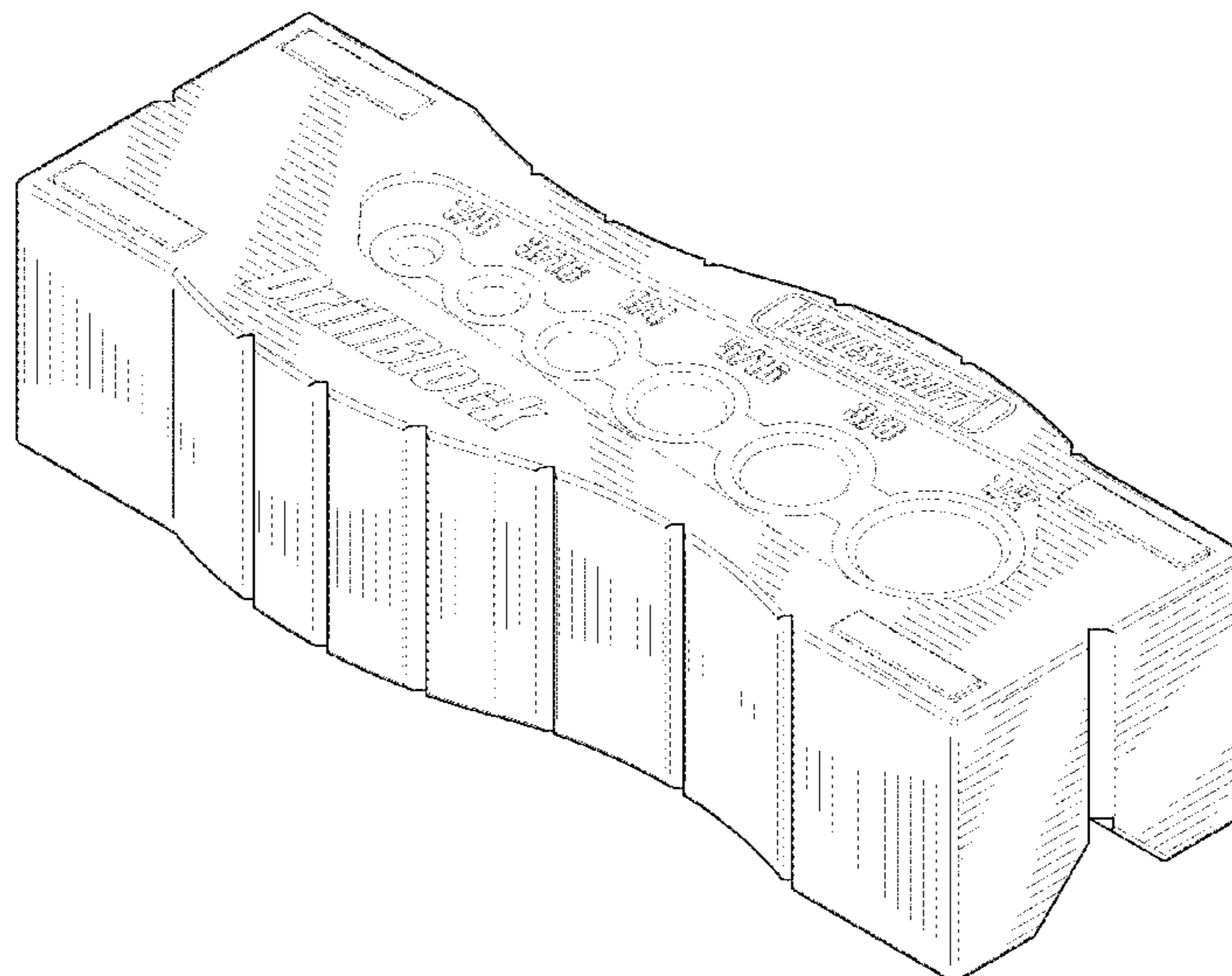
U.S. PATENT DOCUMENTS

2,214,686 A * 9/1940 Weedy 408/72 R
4,005,945 A * 2/1977 Gutman 408/115 B
D268,165 S * 3/1983 Perry et al. D8/70
D271,903 S * 12/1983 Kaufman D24/229
4,523,162 A * 6/1985 Johnson 333/202
4,544,307 A * 10/1985 Miller 408/72 B
4,692,726 A * 9/1987 Green et al. 333/206
4,893,970 A * 1/1990 Becraft 408/72 R
D324,526 S * 3/1992 Degen D15/138
5,614,875 A * 3/1997 Jang et al. 333/202

FIG. 1 is a perspective view of the drill block;
FIG. 2 is a top view thereof;
FIG. 3 is a side view thereof;
FIG. 4 is a front view thereof;
FIG. 5 is a side view thereof showing the side opposite that
shown in FIG. 3;
FIG. 6 is a back view; and,
FIG. 7 is a bottom view thereof.

The uniform broken lines shown in the drawings illustrate
portions of the drill block. The dash-dot broken lines illustrate
the boundaries for the claim relative to the bottom of the
article. Neither the uniform nor the dash-dot broken lines
form a part of claimed design.

1 Claim, 3 Drawing Sheets



(56)

References Cited

FOREIGN PATENT DOCUMENTS

GB 2449144 A * 11/2008 B23B 49/02
WO WO 2005/023470 A2 3/2005
WO WO 2005023470 A2 * 3/2005 B23B 47/28

OTHER PUBLICATIONS

Wolfcraft—Products: accumobil—mobile drilling aid (4685000);

retrieved from internet; date last visited Sep. 25, 2012; 1 page; http://web.archive.org/web/20100628234310/http://www.wolfcraft.de/jcatalog_generated/en/products/product_groups/16652.
BAT 70 drill block; Aviation Pros.com; retrieved from the internet; known prior to Jul. 18, 2013; 3 pages; <http://www.aviationpros.com/product/10137049/brown-aviation-tool-supply-co-bat-70-drill-block>.
U.S. Appl. No. 29/426,298, filed Jul. 3, 2012, Adkins.
U.S. Appl. No. 29/431,513, filed Sep. 7, 2012, Larson.

* cited by examiner

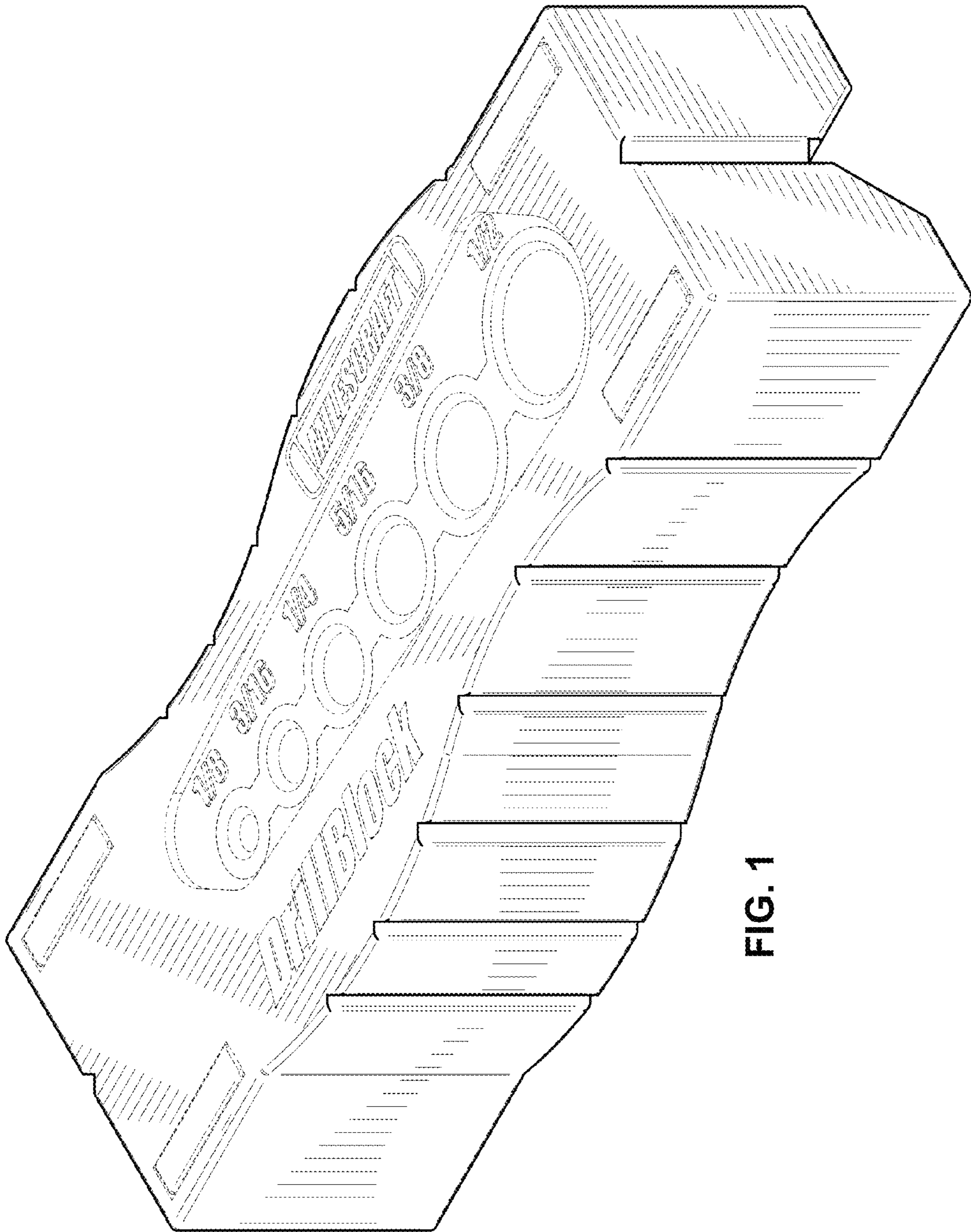


FIG. 1

FIG. 2

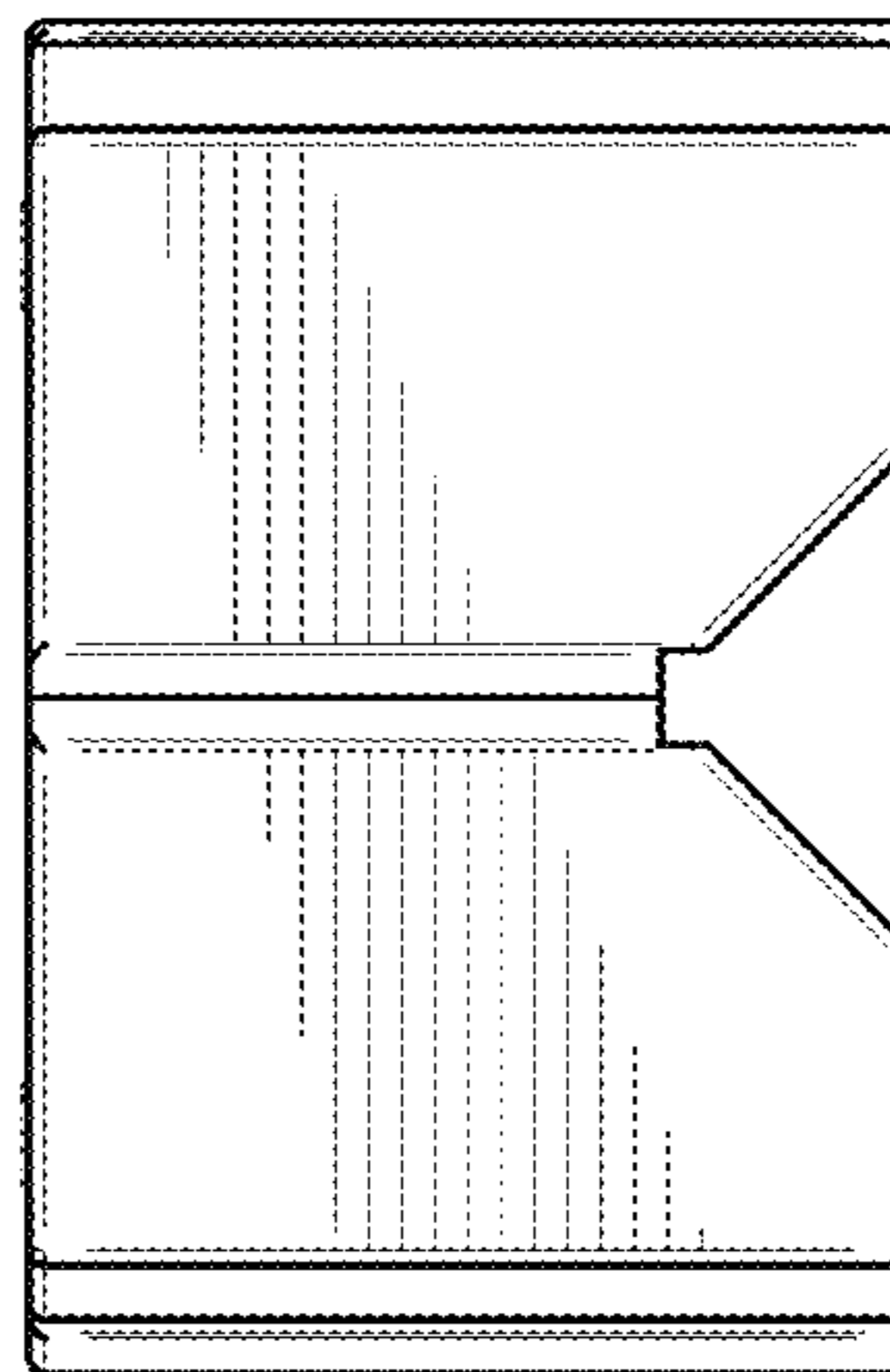
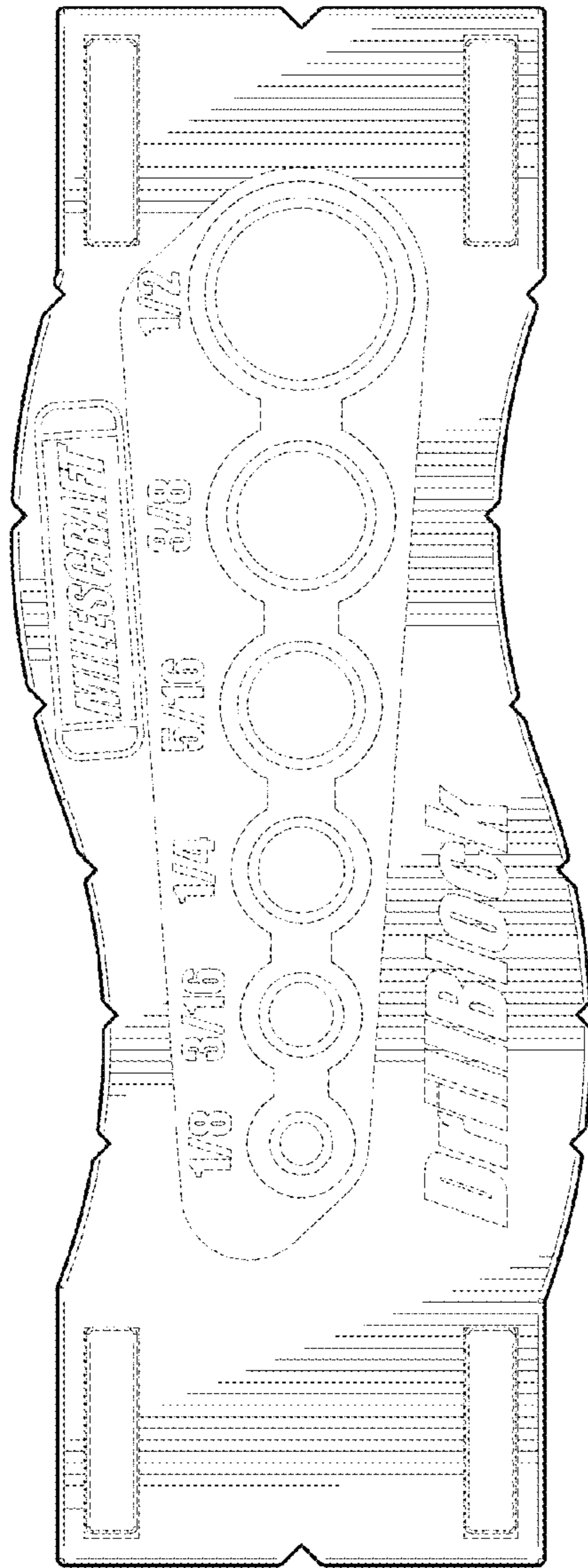


FIG. 3




FIG. 4




FIG. 6

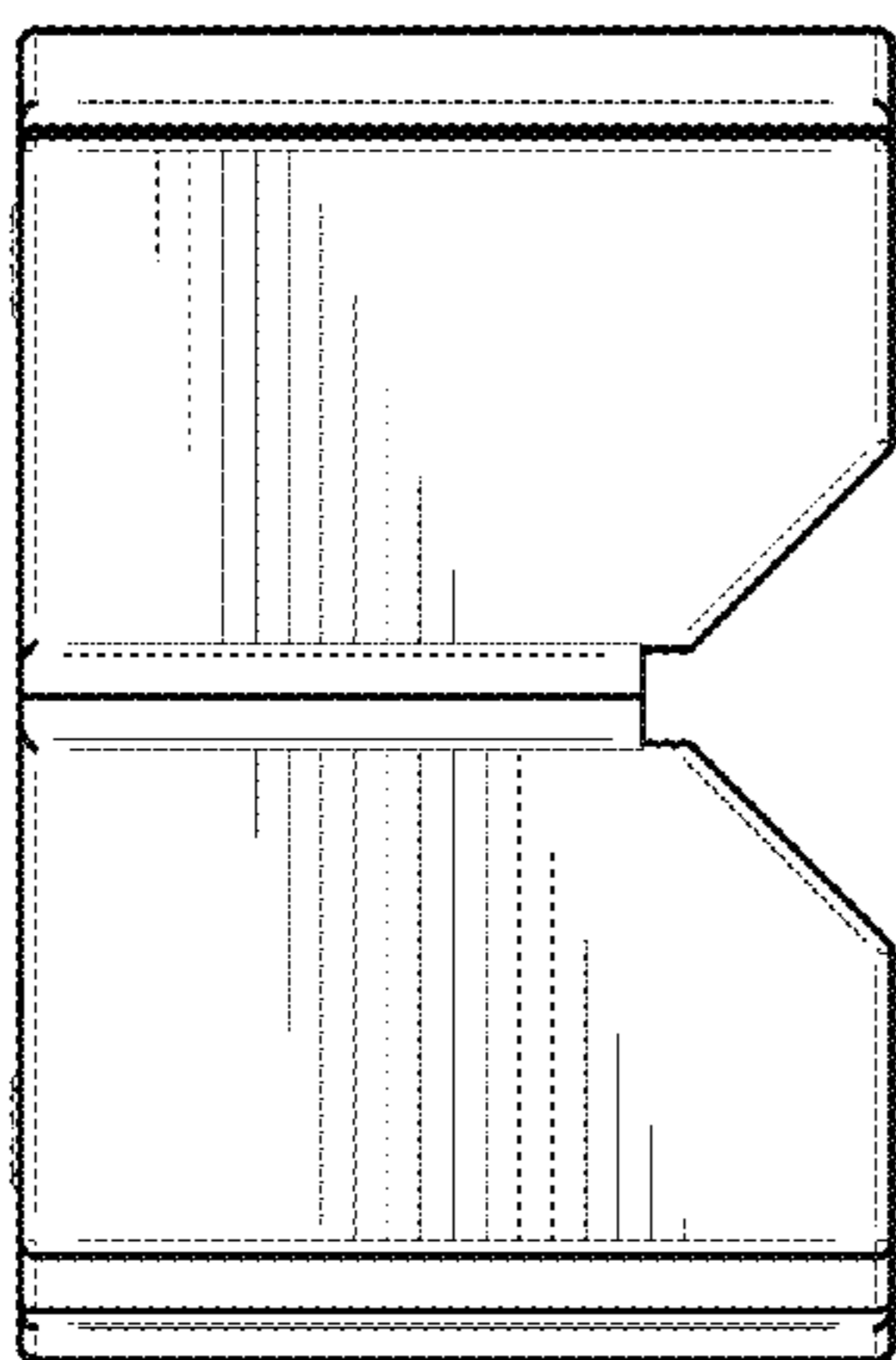


FIG. 5

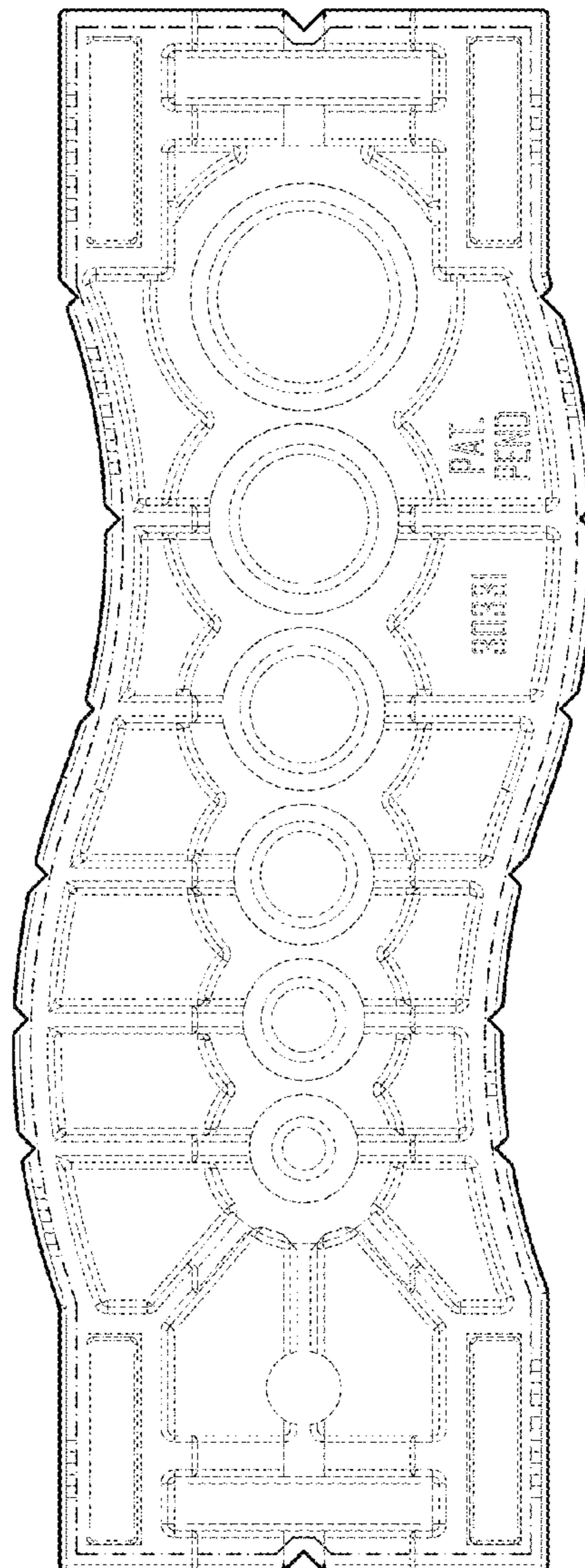


FIG. 7