



US00D724402S

(12) **United States Design Patent**  
**Miskin**

(10) **Patent No.:** **US D724,402 S**

(45) **Date of Patent:** **\*\* Mar. 17, 2015**

(54) **REMOVAL TOOL**

(71) Applicant: **Howard Charles Miskin**, Great Neck,  
NY (US)

(72) Inventor: **Howard Charles Miskin**, Great Neck,  
NY (US)

(\*\*) Term: **14 Years**

(21) Appl. No.: **29/492,779**

(22) Filed: **Jun. 3, 2014**

(51) **LOC (10) Cl.** ..... **19-02**

(52) **U.S. Cl.**  
USPC ..... **D8/48**

(58) **Field of Classification Search**  
USPC ..... D8/14, 16, 48, 89, 104; D19/65, 123;  
227/63; 254/21, 28, 30; 30/169  
See application file for complete search history.

(56) **References Cited**

**U.S. PATENT DOCUMENTS**

1,767,948	A	*	6/1930	Taylor	.....	30/169
D352,217	S	*	11/1994	Hochfeld et al.	.....	D8/48
D414,998	S	*	10/1999	Cheldin	.....	D8/48
D438,440	S	*	3/2001	Cheldin	.....	D8/48
D448,405	S	*	9/2001	Kowalski	.....	D19/36
D492,173	S	*	6/2004	Huang	.....	D8/48

D512,625	S	*	12/2005	Cheldin	.....	D8/104
D536,228	S	*	2/2007	Huang	.....	D8/48
D547,156	S	*	7/2007	Lee	.....	D8/104
D689,926	S	*	9/2013	Miskin	.....	D19/123
D700,935	S	*	3/2014	Miskin	.....	D19/201
D710,167	S	*	8/2014	Miskin	.....	D8/48
D713,709	S	*	9/2014	Goldman et al.	.....	D8/104

\* cited by examiner

*Primary Examiner* — Austin Murphy

(74) *Attorney, Agent, or Firm* — Gloria Tsui-Yip, Esq.;  
Wendi Uzar, Esq.

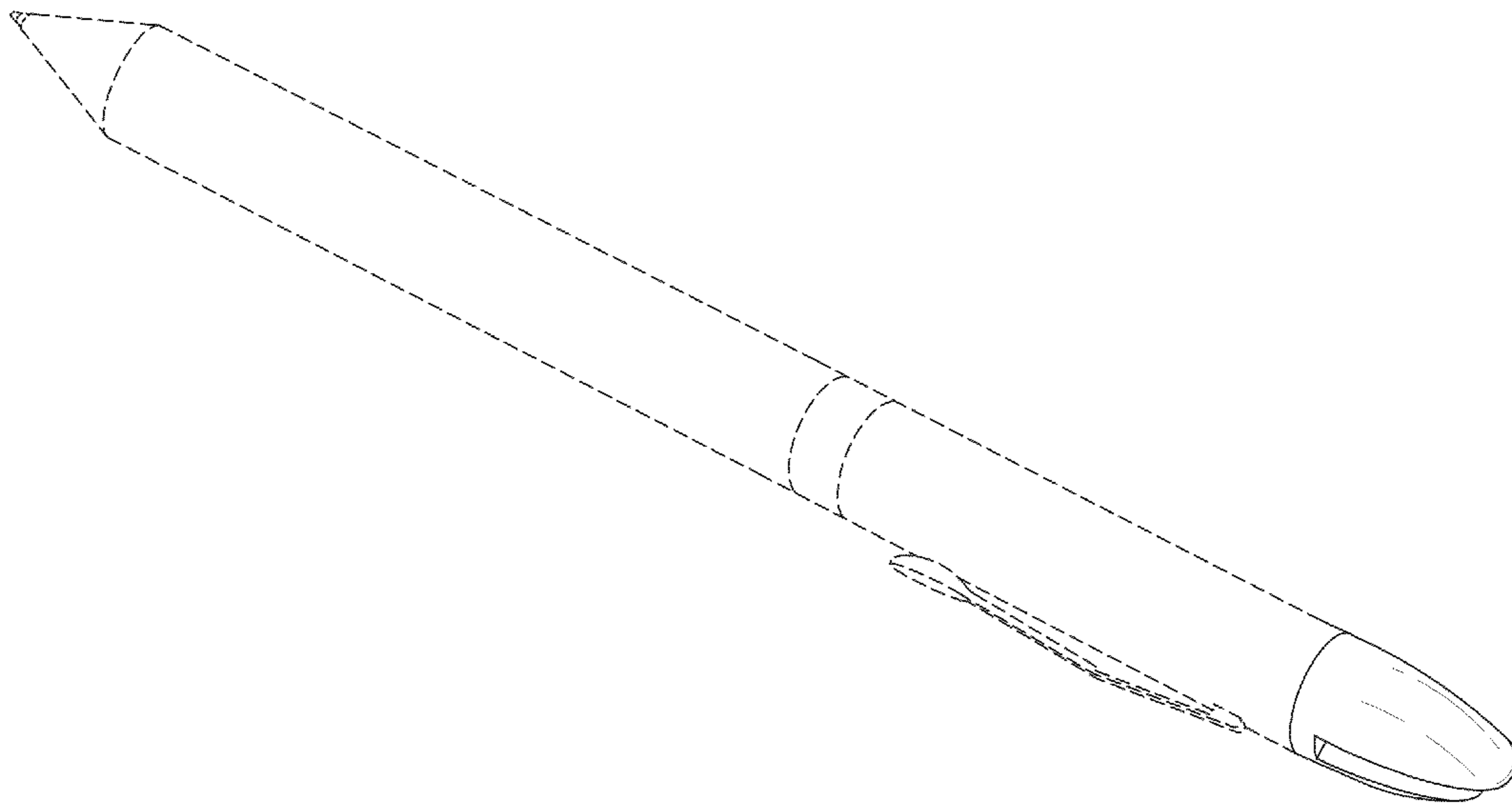
(57) **CLAIM**

The ornamental design for a removal tool, as shown and described.

**DESCRIPTION**

FIG. 1 is a perspective view of my new design;  
FIG. 2 is a right side view thereof;  
FIG. 3 is a left side view thereof;  
FIG. 4 is a front elevational view thereof;  
FIG. 5 is a rear elevational view thereof;  
FIG. 6 is bottom view thereof; and,  
FIG. 7 is a top view thereof.  
The broken lines showing the clip and barrel in FIGS. 1-7 illustrate environmental matter which form no part of the claimed design.

**1 Claim, 4 Drawing Sheets**



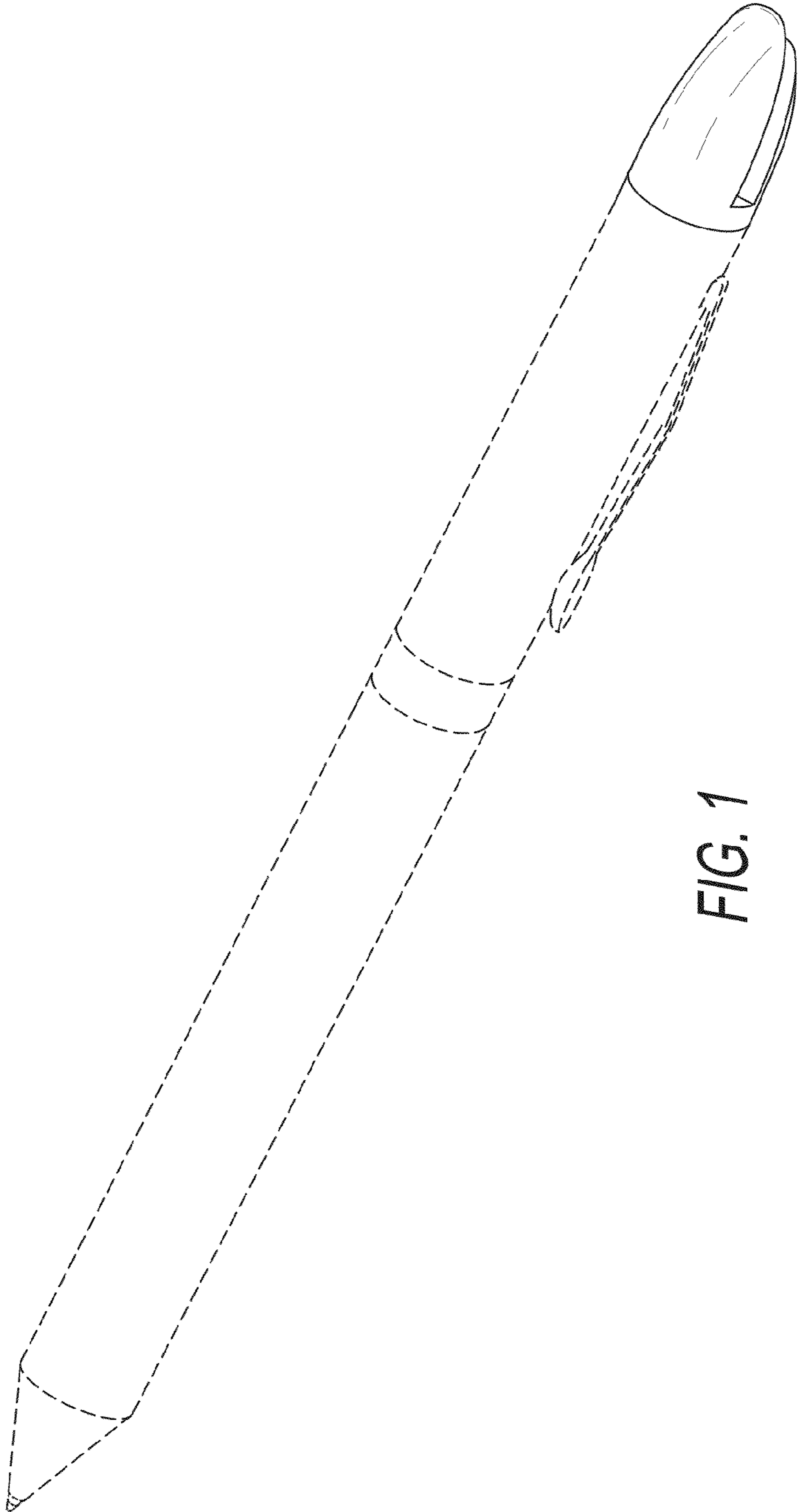


FIG. 1




FIG. 2




FIG. 3




FIG. 4

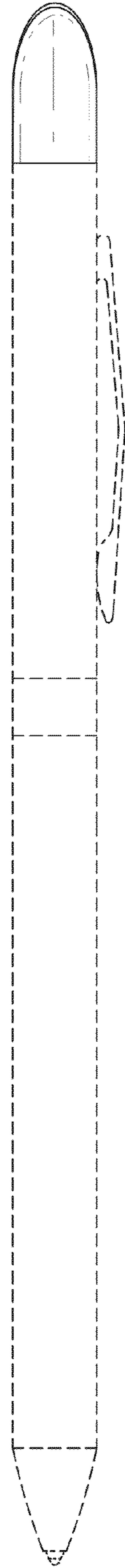


FIG. 5

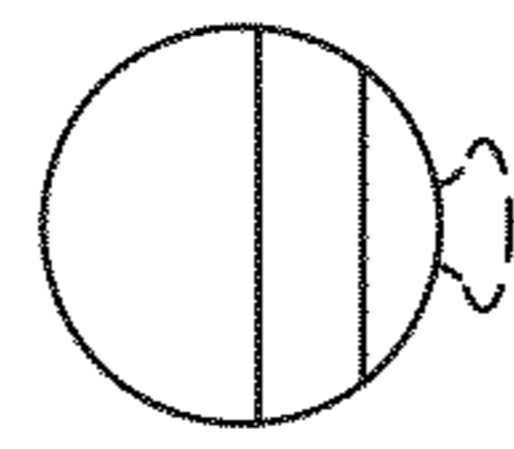


FIG. 7



FIG. 6