



US00D724401S

(12) **United States Design Patent**
Kong et al.

(10) **Patent No.:** **US D724,401 S**

(45) **Date of Patent:** **** *Mar. 17, 2015**

(54) **TIRE PUNCTURE REPAIR TOOL**

(75) Inventors: **C. Kwai Kong**, Gilroy, CA (US);
Patrick L. Ohm, Mesa, AZ (US); **Silas Veloz**, Loma Linda, CA (US); **Randy Lee**, Phoenix, AZ (US)

(73) Assignee: **Bell Automotive Products, Inc.**,
Scottsdale, AZ (US)

(*) Notice: This patent is subject to a terminal disclaimer.

(**) Term: **14 Years**

(21) Appl. No.: **29/420,008**

(22) Filed: **May 3, 2012**

(51) **LOC (10) Cl.** **08-05**

(52) **U.S. Cl.**
USPC **D8/31**

(58) **Field of Classification Search**
USPC D8/14, 31, 42; 81/3.45, 15.2, 15.7;
411/188, 386, 411; 606/65, 151, 213,
606/300
See application file for complete search history.

(56) **References Cited**

U.S. PATENT DOCUMENTS

2,524,595	A *	10/1950	Jacobsen	81/3.45
2,990,736	A *	7/1961	Crandall	81/15.7
3,175,432	A *	3/1965	Crandall	81/15.7

3,783,715	A *	1/1974	Niconchuk	81/15.7
4,895,148	A *	1/1990	Bays et al.	606/213
4,930,377	A *	6/1990	Lester	81/15.2
5,059,077	A *	10/1991	Schmid	411/400
5,252,016	A *	10/1993	Schmid et al.	411/386
5,356,253	A *	10/1994	Whitesell	411/188
5,882,162	A *	3/1999	Kaneko	411/411
6,468,277	B1 *	10/2002	Justin et al.	606/65
7,235,079	B2 *	6/2007	Jensen et al.	606/151
D552,976	S *	10/2007	Gaudron	D8/387
7,918,879	B2 *	4/2011	Yeung et al.	606/300
7,934,895	B2 *	5/2011	Ernst et al.	411/44
8,398,689	B2 *	3/2013	Abdou	606/300

* cited by examiner

Primary Examiner — Philip S Hyder

Assistant Examiner — Roselynn Cody

(74) *Attorney, Agent, or Firm* — Booth Udall Fuller, PLC

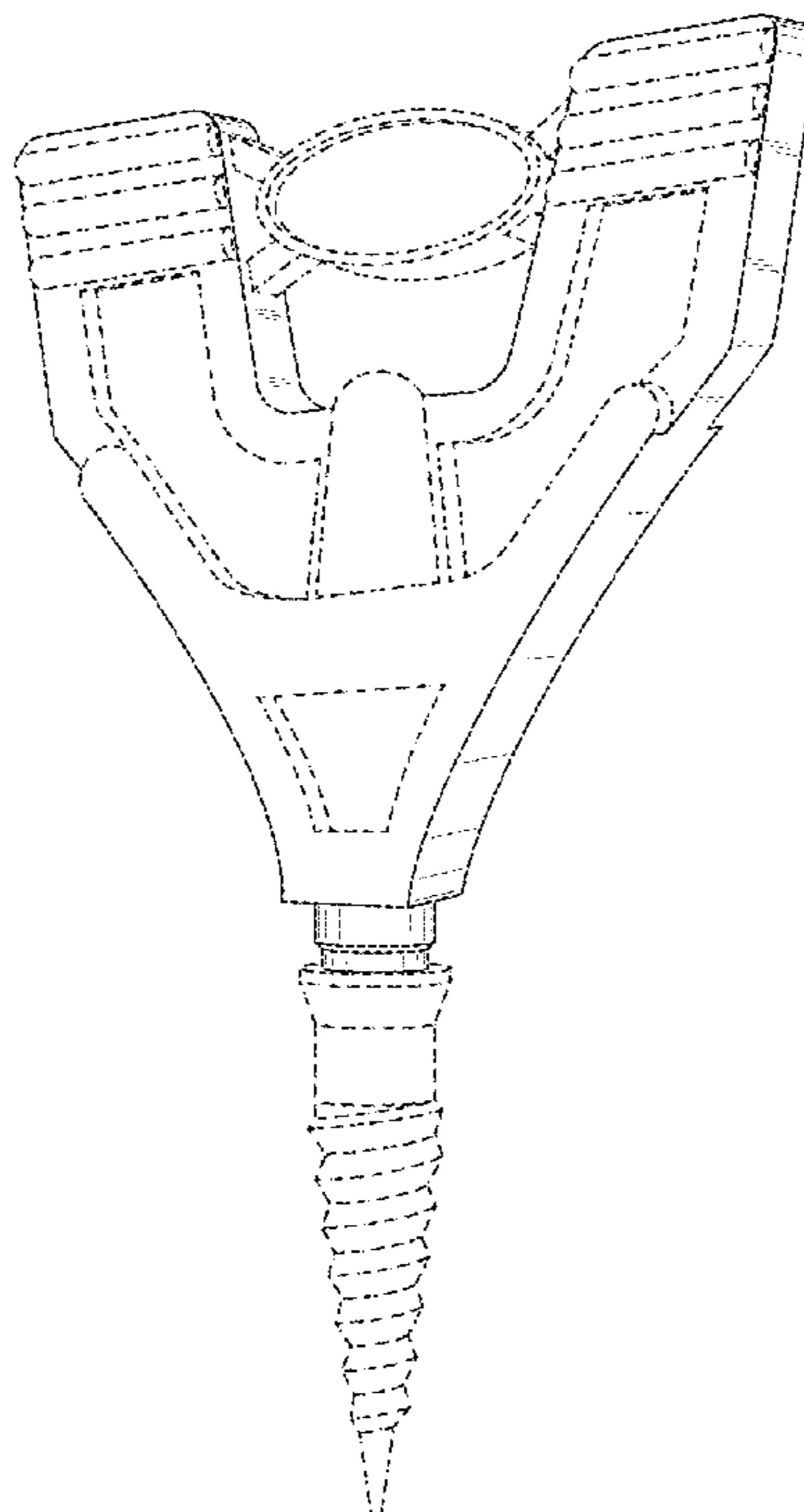
(57) **CLAIM**

The ornamental design for a tire puncture repair tool, as shown and described.

DESCRIPTION

FIG. 1 is a perspective view of a tire puncture repair tool; FIG. 2 is a front view thereof, the rear view being identical to the front view; FIG. 3 is a left side view thereof, the right side view being identical to the left side view; FIG. 4 is a top view thereof; and, FIG. 5 is a bottom view thereof. The broken lines in the drawings are directed to features of the tire puncture repair tool that form no part of the claim.

1 Claim, 4 Drawing Sheets



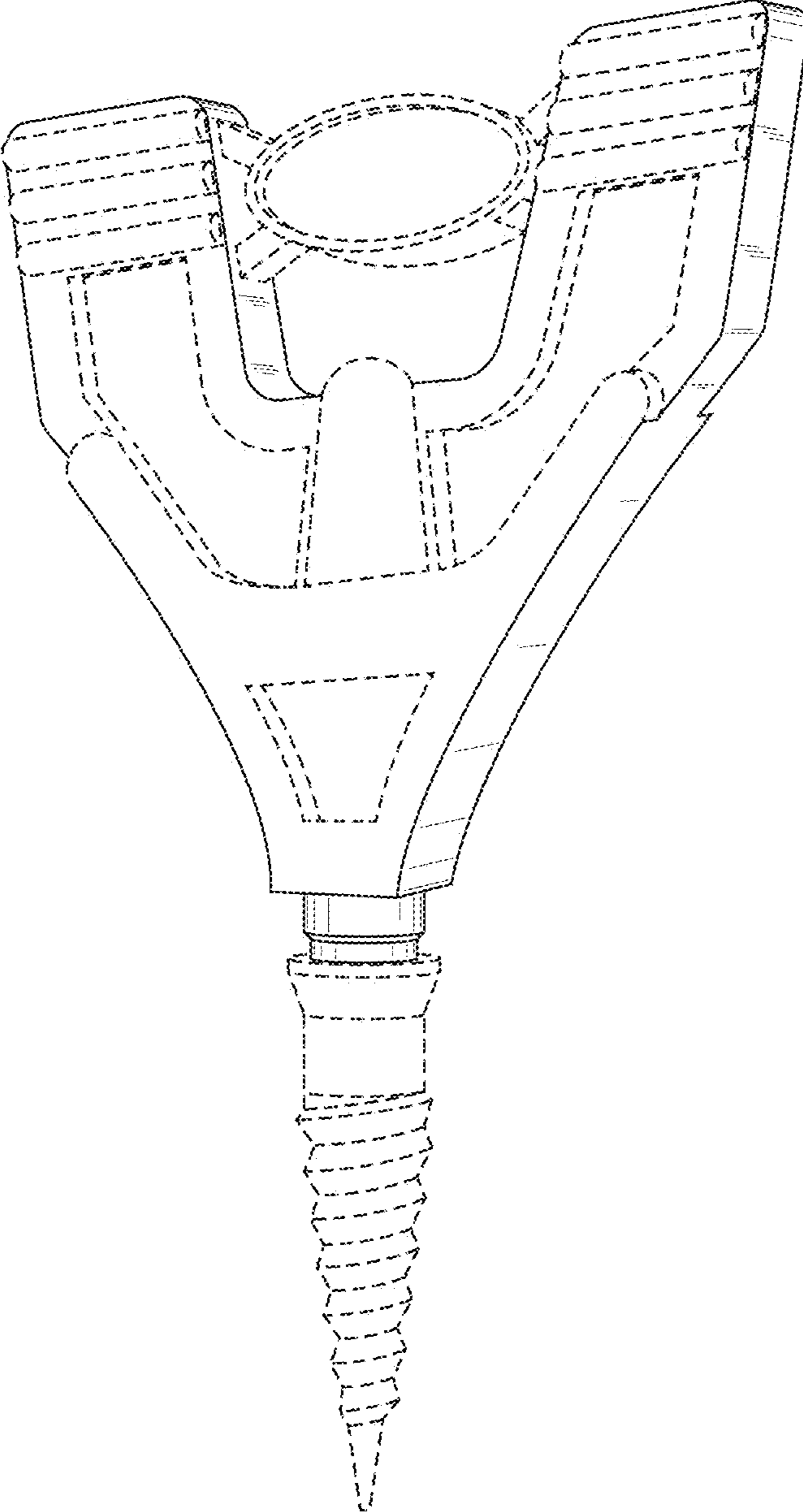


FIG. 1

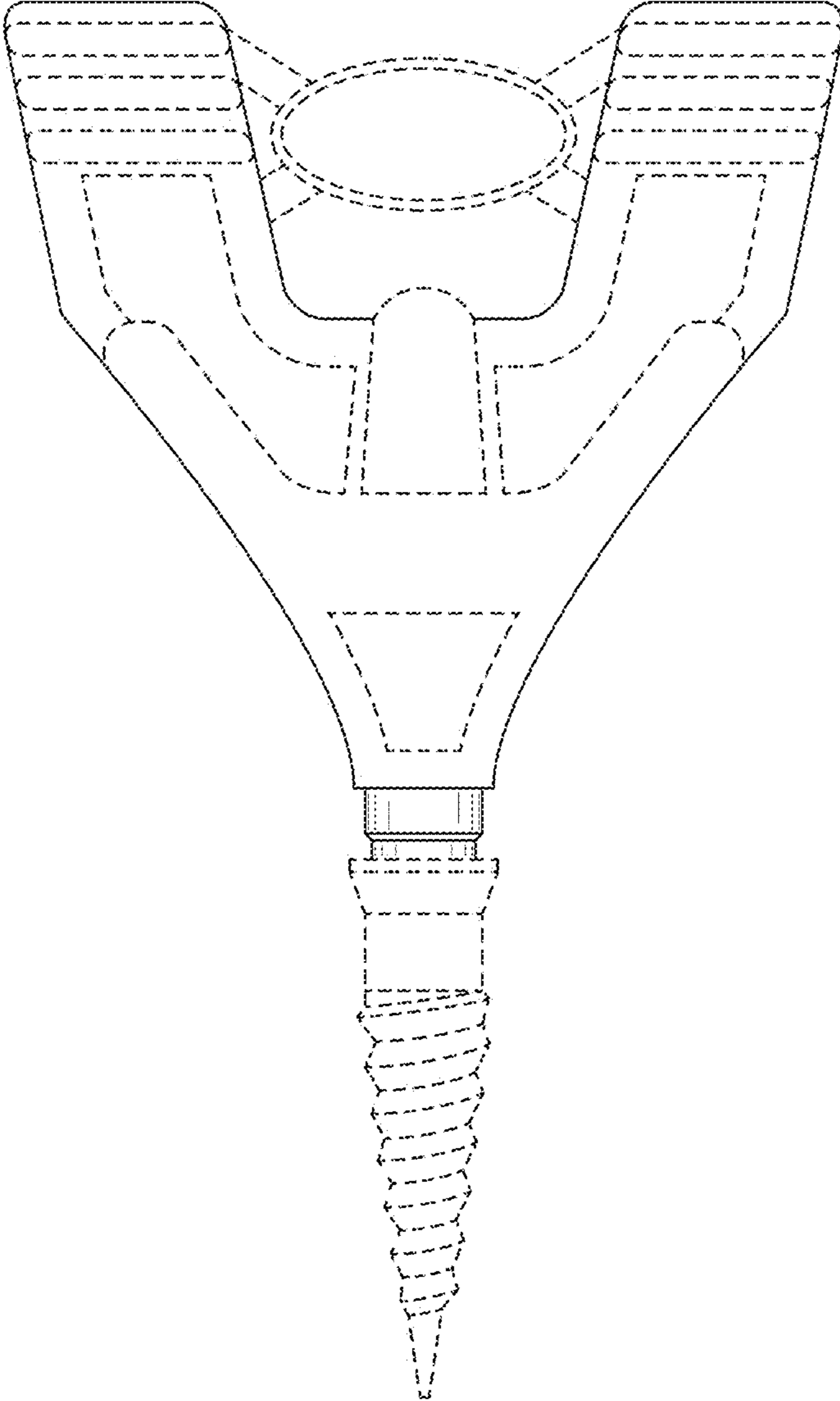


FIG. 2




FIG. 3

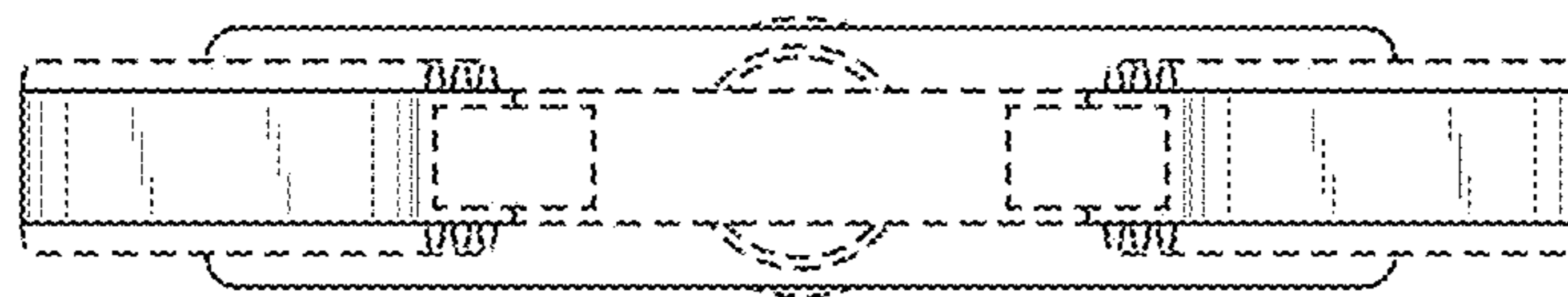


FIG. 4




FIG. 5