



US00D724391S

(12) **United States Design Patent**
Donovan

(10) **Patent No.:** **US D724,391 S**
(45) **Date of Patent:** **** Mar. 17, 2015**

(54) **TOP PART OF A KNIFE EATING UTENSIL**

(71) Applicant: **Kyle Donovan**, New York, NY (US)

(72) Inventor: **Kyle Donovan**, New York, NY (US)

(**) Term: **14 Years**

(21) Appl. No.: **29/467,187**

(22) Filed: **Sep. 16, 2013**

(51) **LOC (10) Cl.** **07-03**

(52) **U.S. Cl.**

USPC **D7/650**; D7/642; D7/649

(58) **Field of Classification Search**

CPC A01B 1/20; A01B 1/22; A01D 9/02;
A01D 9/04; A01D 9/06; A47G 21/00; A47G
21/004; A47G 21/005; A47G 21/02; A47G
21/023; A47G 21/04; A47G 21/06; A47G
21/08; A47G 21/145; A47J 43/28; A47J
43/281; A47J 43/282; A61F 13/10; A61J
7/0023; B25G 1/00; B25G 1/01; B25G 1/02;
B25G 3/00; B26B 3/00; B26B 3/02; B26B
11/00; B26B 11/006; B26B 29/02; B65D
75/56; B65D 75/563; B65D 75/566; B67B
7/007; B67B 7/724; B67B 7/73; B67B 7/24;
F41B 13/00

USPC D7/368, 401.2, 642-645, 649-664, 669,
D7/675-677, 683, 688-689, 691, 696;
D8/107, 300-301; D22/117-118;
16/110.1, 407, 430; 30/1, 123, 137,
30/142-150, 295, 298.4, 322-329, 340,
30/342-345; 294/25-26, 49, 55.5, 57

See application file for complete search history.

(56) **References Cited**

U.S. PATENT DOCUMENTS

116,412 A * 6/1871 Chapman 30/298.4
135,590 A * 2/1873 Robinson 30/1
275,112 A 4/1883 Aldom

356,453 A * 1/1887 Cox 30/295
983,736 A * 2/1911 Macconchie 30/1
1,528,679 A 3/1925 Maoleod
D145,144 S 7/1946 Price
2,752,678 A 7/1957 Welch

(Continued)

FOREIGN PATENT DOCUMENTS

JP 54025184 U 2/1979
JP 57002877 U 1/1982

(Continued)

OTHER PUBLICATIONS

Non-Final Office Action dated May 21, 2013 issued on U.S. Appl.
No. 13/304,341, filed Nov. 24, 2011, inventor: Donovan, Kyle.

(Continued)

Primary Examiner — Ricky Pham

(74) *Attorney, Agent, or Firm* — Franklin & Associates
International Inc; Matthew F. Lambrinos

(57) **CLAIM**

The ornamental design for a top part of a knife eating utensil,
as shown and described.

DESCRIPTION

FIG. 1 is a left side bottom perspective view of a top part of a
knife eating utensil showing my new design;
FIG. 2 is a first end view thereof;
FIG. 3 is a left side elevation view thereof;
FIG. 4 is a right side elevation view thereof;
FIG. 5 is a second end view thereof;
FIG. 6 is a top plan view thereof;
FIG. 7 is a bottom plan view thereof; and,
FIG. 8 is a top, and left side perspective view thereof.
The handle of the knife eating utensil is shown in broken lines
for illustrative purposes only and forms no part of the claimed
design.

1 Claim, 8 Drawing Sheets



(56)

References Cited

OTHER PUBLICATIONS

U.S. PATENT DOCUMENTS

D215,996	S	*	11/1969	Weeber	D7/649
3,772,781	A	*	11/1973	Newman	30/123
D291,046	S		7/1987	Johnson		
D292,663	S		11/1987	Johnson		
D312,749	S		12/1990	Kessler		
D345,284	S	*	3/1994	Burdick et al.	D7/649
D345,486	S	*	3/1994	Burdick et al.	D7/401.2
D346,722	S		5/1994	Burdick		
D351,091	S		10/1994	Burdick		
D351,310	S	*	10/1994	Burdick et al.	D7/401.2
D355,565	S	*	2/1995	Burdick et al.	D7/401.2
D358,741	S		5/1995	Burdick		
5,590,472	A		1/1997	Yaakov		
D387,959	S	*	12/1997	Cousins	D7/696
D460,901	S		7/2002	Geborek		
7,055,200	B2		6/2006	Lion et al.		
D526,862	S		8/2006	Lion et al.		
D546,634	S		7/2007	Hauser		
D674,669	S		1/2013	Gerli		
D681,401	S		5/2013	Donovan		
2007/0006470	A1	*	1/2007	Sumner-Trivisani		
				et al.	30/298.4
2007/0084063	A1	*	4/2007	Hughes	30/298.4
2007/0214650	A1		9/2007	Tomazini		
2013/0133206	A1		5/2013	Donovan		
2013/0133207	A1		5/2013	Donovan		

FOREIGN PATENT DOCUMENTS

KR	20100076837	A	7/2010
SU	397198	A	11/1974
WO	9006709	A	6/1990
WO	2013078454	A	5/2013

Joseph Joseph, Elevate Tongs, Web page, <http://www.josephjoseph.com> accessed: Oct. 11, 2011.

Joseph Joseph, Elevate Tongs, Web page <http://www.josephjoseph.com/product/view/19>, downloaded Jul. 23, 2013.

PCT Written Opinion of the International Searching Authority of Feb. 28, 2013, issued on International Patent Application No. PCT/US2012/066453, Applicant: Donovan, Kyle.

Kyle Donovan, Design U.S. Appl. No. 29/461,517, filed Jul. 24, 2013.

Kyle Donovan, Design U.S. Appl. No. 29/461,526, filed Jul. 24, 2013.

Kyle Donovan, Design U.S. Appl. No. 29/461,536, filed Jul. 24, 2013.

Kyle Donovan, Design U.S. Appl. No. 29/461,545, filed Jul. 24, 2013.

Kyle Donovan, Design U.S. Appl. No. 29/452,018, filed Apr. 11, 2013.

Kyle Donovan, Design U.S. Appl. No. 29/452,017, filed Apr. 11, 2013.

Kyle Donovan, Design U.S. Appl. No. 29/452,005, filed Apr. 11, 2013.

Kyle Donovan, Design U.S. Appl. No. 29/452,061, filed Apr. 11, 2013.

Kyle Donovan, Design U.S. Appl. No. 29/467,186, filed Sep. 16, 2013.

Kyle Donovan, Design U.S. Appl. No. 29/467,189, filed Sep. 16, 2013.

Kyle Donovan, Design U.S. Appl. No. 29/467,286, filed Sep. 17, 2013.

Kyle Donovan, Design U.S. Appl. No. 29/467,184, filed Sep. 16, 2013.

Kyle Donovan, Design U.S. Appl. No. 14/248,164, filed Apr. 8, 2014.

* cited by examiner



FIG. 1

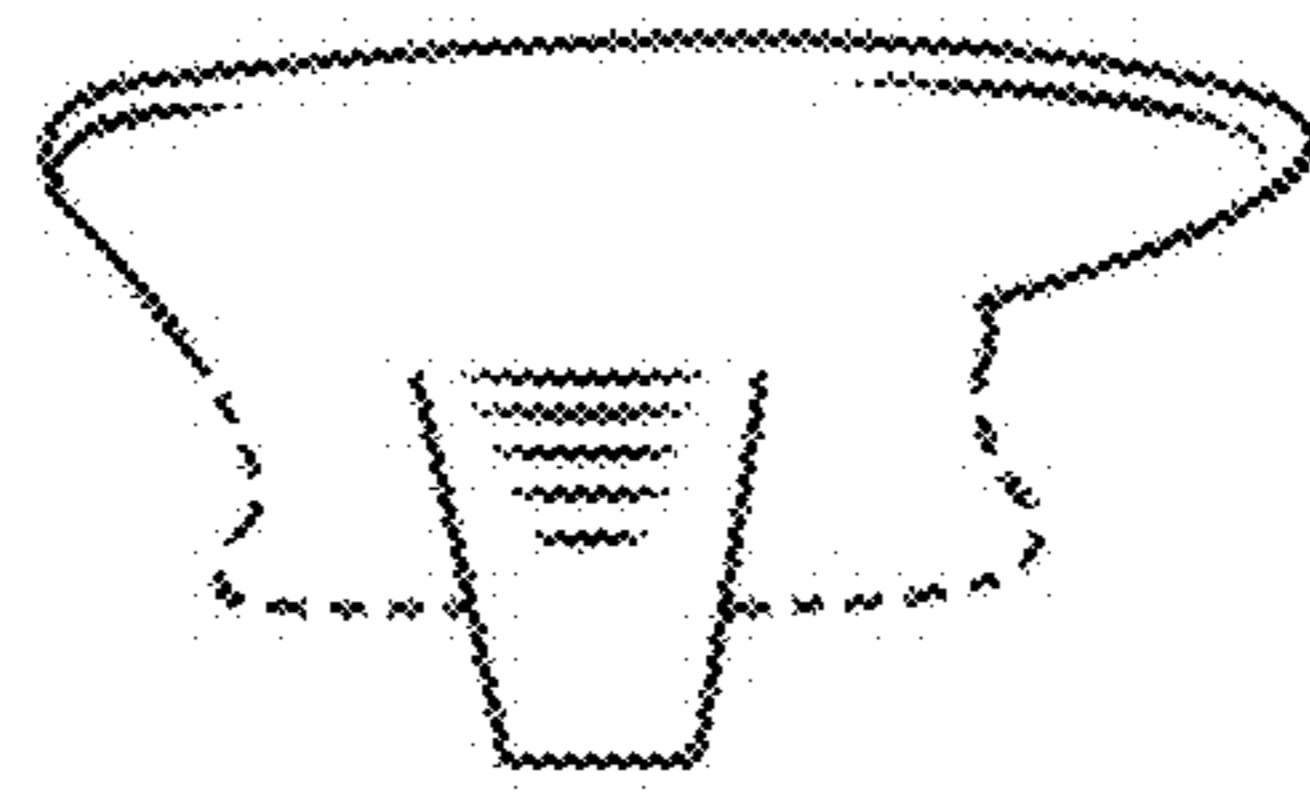


FIG. 2




FIG. 3



FIG. 4

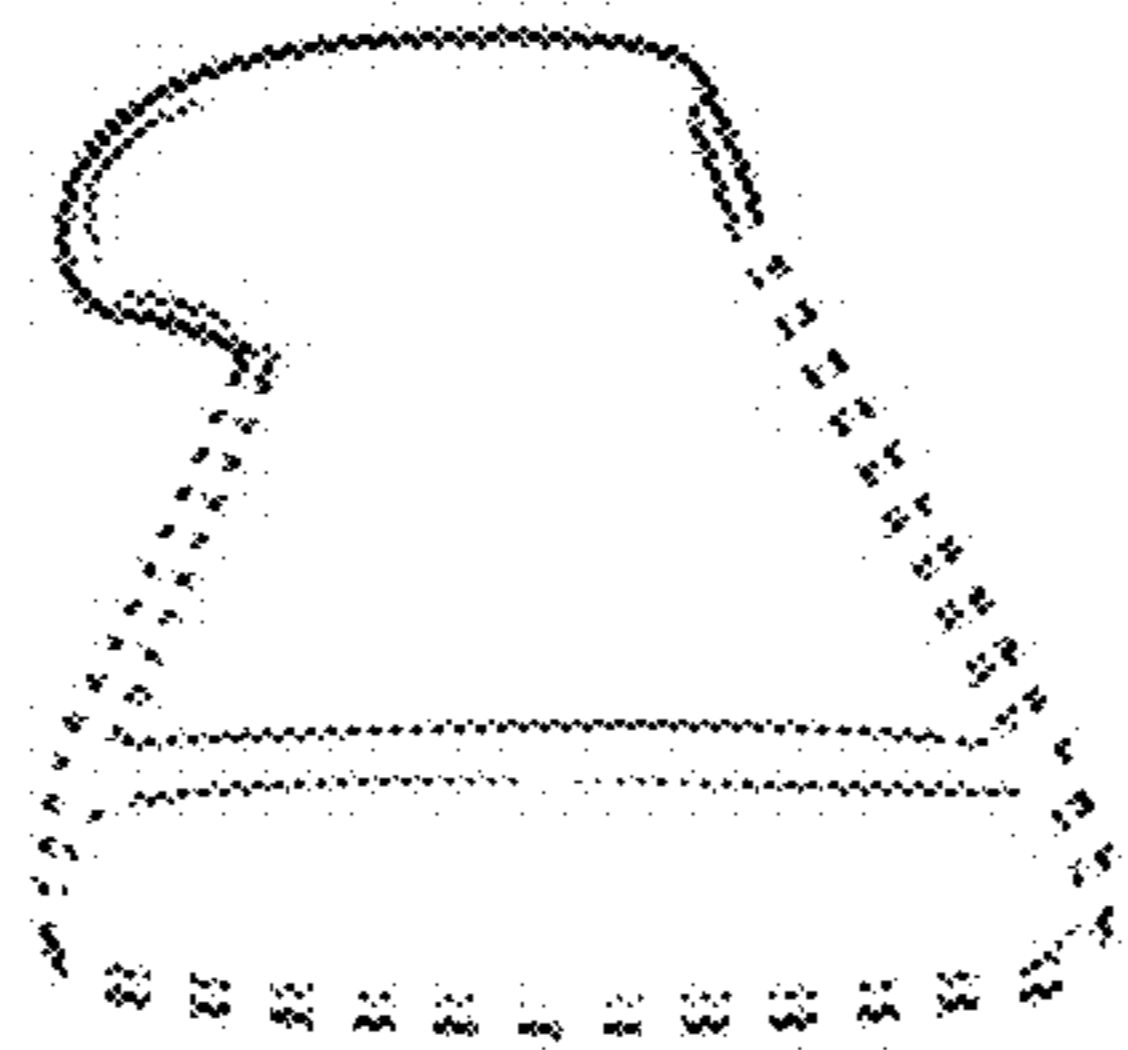


FIG. 5

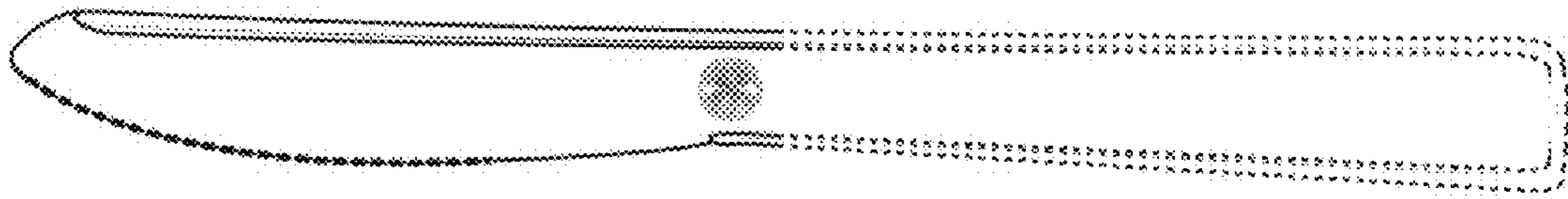


FIG. 6

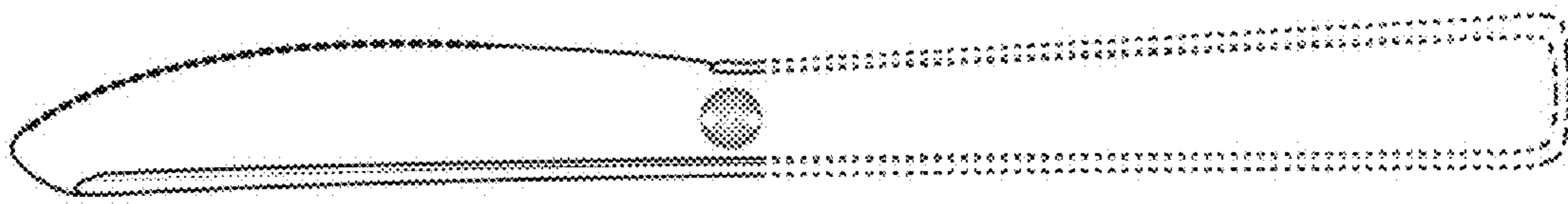


FIG. 7

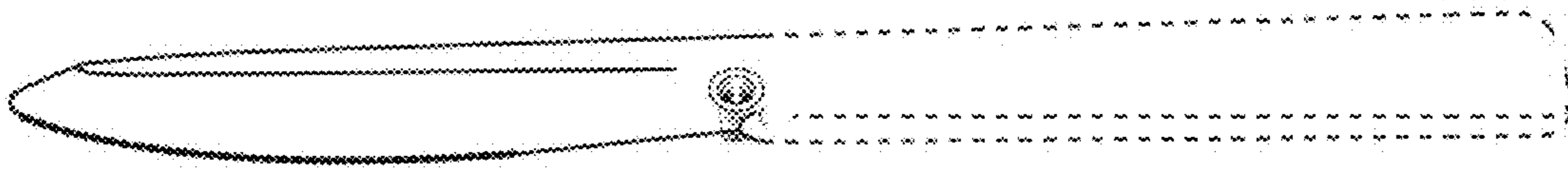


FIG. 8