



US00D724387S

(12) **United States Design Patent**
Tsai

(10) **Patent No.:** **US D724,387 S**
(45) **Date of Patent:** **** Mar. 17, 2015**

(54) **SET OF BOTTOM BARS FOR DRAWABLE BASKET**

(71) Applicant: **Dongguan Master United Plastic & Hardware Products Co., Ltd.**,
Dongguan, Guandong Province (CN)

(72) Inventor: **Tsung-Yu Tsai**, Changhua (TW)

(73) Assignee: **Pretty Star Store LLC**, Rowland Heights, CA (US)

(**) Term: **14 Years**

(21) Appl. No.: **29/445,274**

(22) Filed: **Feb. 8, 2013**

(51) **LOC (10) Cl.** **07-06**

(52) **U.S. Cl.**
USPC **D7/600.1**

(58) **Field of Classification Search**
USPC D7/600.1-600.4, 701-708, 409, 601;
D3/304, 306; D19/75, 78, 90, 92;
D6/705.6, 705, 705.7, 708.16, 566,
D6/536, 509, 463, 475, 675.5; 211/126.11,
211/77, 78, 126.15, 129.1, 131.1, 133.1,
211/133.2, 133.4, 133.5, 133.6, 69.1-69.9,
211/41.8; D32/3, 55

See application file for complete search history.

(56) **References Cited**

U.S. PATENT DOCUMENTS

D213,130	S	*	1/1969	Keen	D32/3
D296,601	S	*	7/1988	Chap	D3/306
5,205,419	A	*	4/1993	Purtilo	211/41.8
D383,879	S	*	9/1997	Good	D32/3
D383,880	S	*	9/1997	Good	D32/3
D393,505	S	*	4/1998	Good	D32/3
D396,346	S	*	7/1998	Hoernig	D6/566
D396,770	S	*	8/1998	Hoernig	D6/566
D398,092	S	*	9/1998	Good	D32/3

D444,012	S	*	6/2001	Ferrer Beltran	D6/536
D479,435	S	*	9/2003	Siegel et al.	D7/409
D506,855	S	*	6/2005	Compagnucci	D32/3
D509,405	S	*	9/2005	Shin	D7/409
D532,653	S	*	11/2006	Molayem	D7/409
D553,890	S	*	10/2007	Goodman et al.	D6/566
D554,318	S	*	10/2007	Yang et al.	D32/55
D554,418	S	*	11/2007	Goodman et al.	D6/566
D568,077	S	*	5/2008	Klein et al.	D6/509
D579,691	S	*	11/2008	Snider	D6/463
D583,119	S	*	12/2008	Sofy et al.	D32/55
D584,553	S	*	1/2009	Goodman et al.	D19/90
D595,914	S	*	7/2009	Housley	D32/55
D628,444	S	*	12/2010	Snider	D7/600.1
D628,445	S	*	12/2010	Snider	D7/600.1
D638,671	S	*	5/2011	Goodman et al.	D7/704
D643,686	S	*	8/2011	Tiemann	D7/600.4
D644,069	S	*	8/2011	Tiemann	D7/600.4

(Continued)

Primary Examiner — T. Chase Nelson

Assistant Examiner — Mark Cavanna

(74) *Attorney, Agent, or Firm* — Muncy, Geissler, Olds & Lowe, P.C.

(57) **CLAIM**

The ornamental design for a set of bottom bars for drawable basket, as shown and described.

DESCRIPTION

FIG. 1 shows a perspective view of a set of bottom bars for drawable basket showing my new design.

FIG. 2 shows a front view of the present design,

FIG. 3 shows a rear view of the present design.

FIG. 4 shows a left side view of the present design

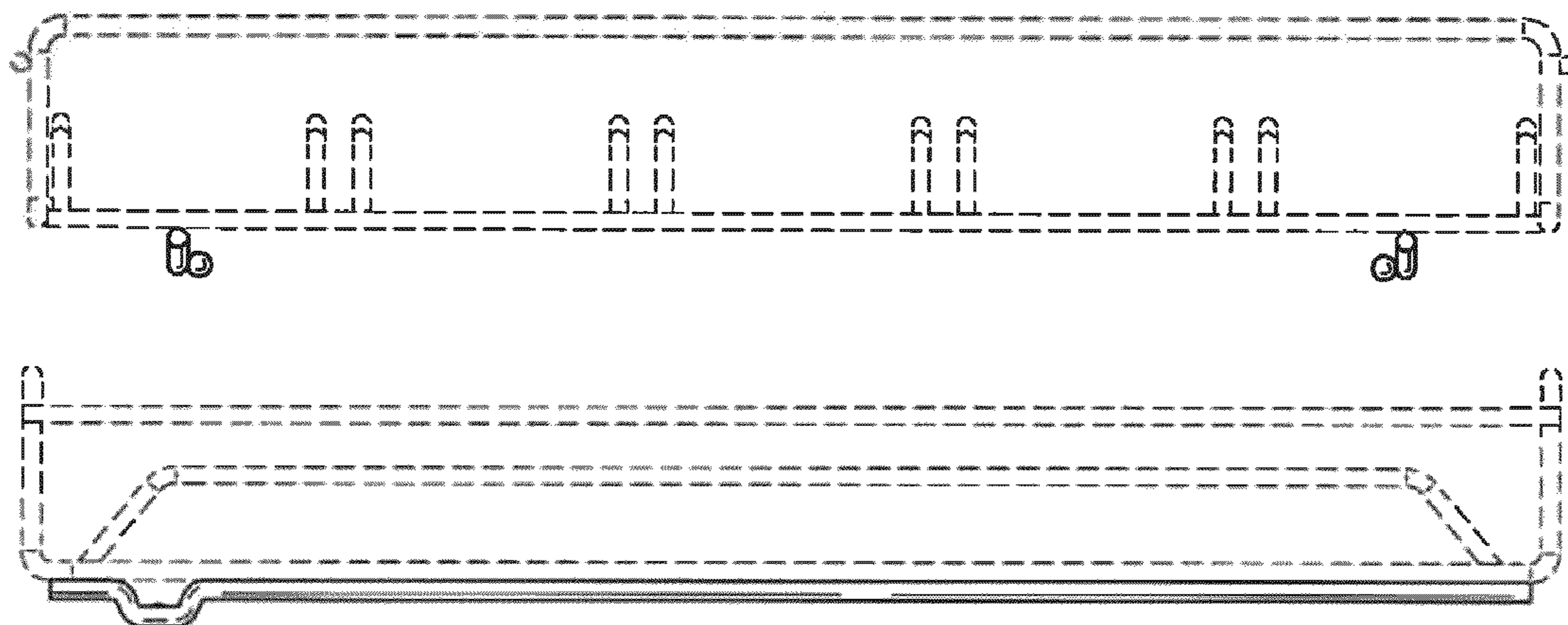
FIG. 5 shows a right side view of the present design.

FIG. 6 shows a top view of the present design; and,

FIG. 7 shows a bottom view of the present design.

The broken lines showing of structural feature is indeed for the purpose of illustrating non-claimed subject matter and forms no part of the claimed design.

1 Claim, 5 Drawing Sheets



(56)

References Cited

U.S. PATENT DOCUMENTS

D644,491 S * 9/2011 Snider D7/600.1
D656,363 S * 3/2012 Tiemann et al. D7/601
D660,088 S * 5/2012 Tiemann D7/600.1
D660,652 S * 5/2012 Tiemann D7/600.1
D661,951 S * 6/2012 Tiemann D7/600.1

D667,655 S * 9/2012 Goodman et al. D6/475
D676,265 S * 2/2013 Tawil D6/705
D679,954 S * 4/2013 Snider D7/600.1
D680,380 S * 4/2013 Tiemann D7/600.1
D680,381 S * 4/2013 Tsai D7/600.1
D681,398 S * 5/2013 Tsai D7/600.1
D688,903 S * 9/2013 Goodman et al. D6/675.5
D689,695 S * 9/2013 Hu D3/306

* cited by examiner

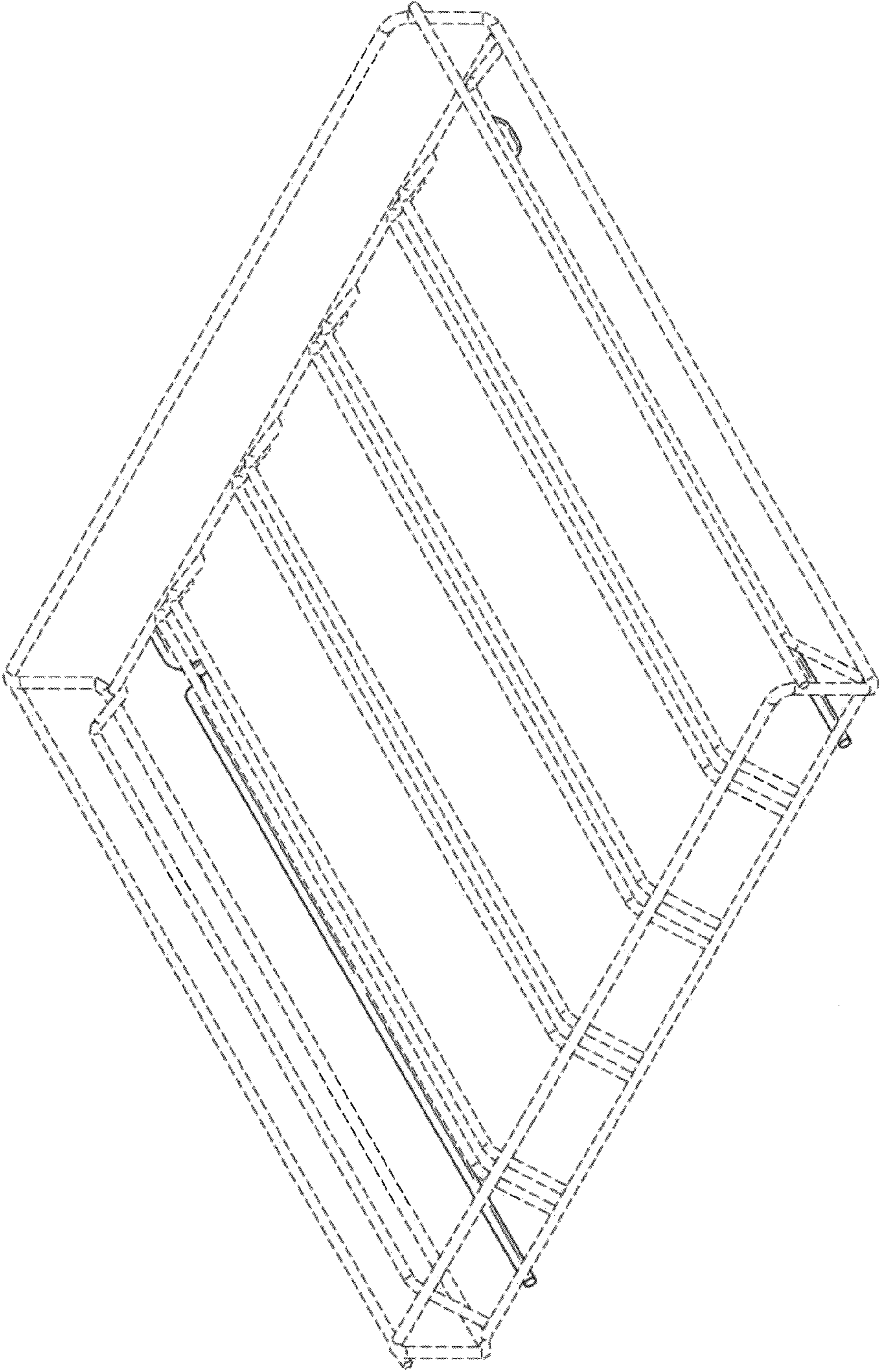


FIG. 1




FIG. 2




FIG. 3

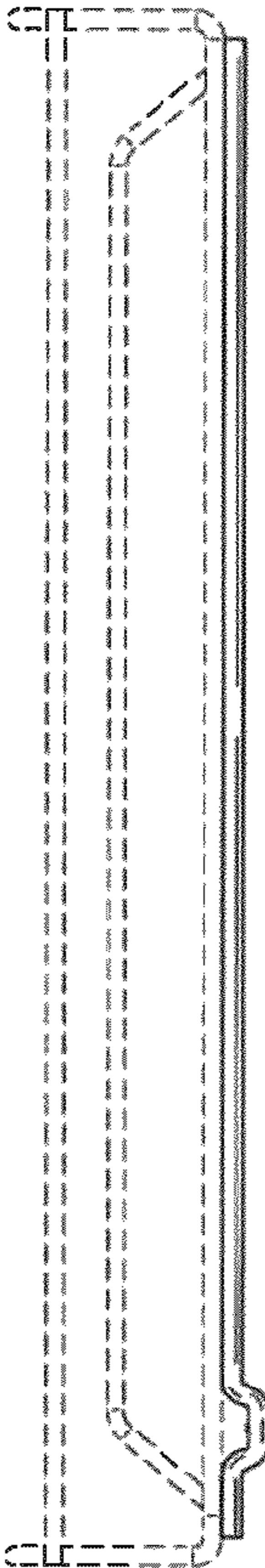


FIG. 4

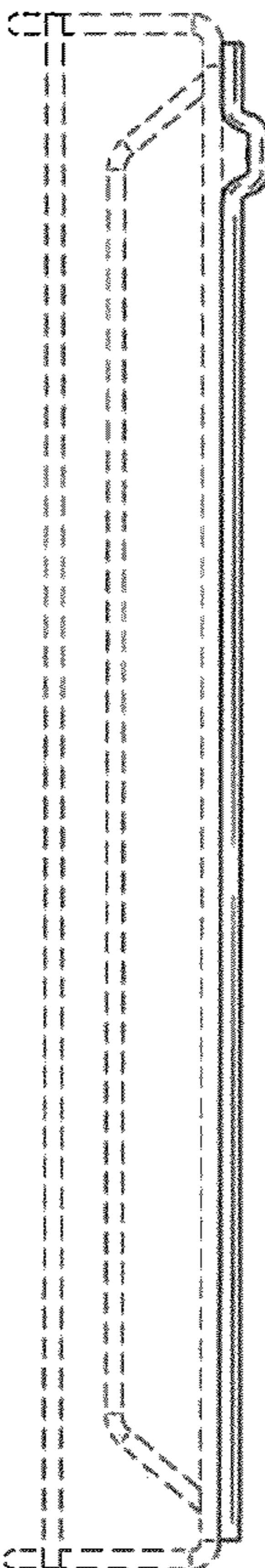


FIG. 5




FIG. 6




FIG. 7