



US00D724381S

(12) **United States Design Patent**
Pionek et al.

(10) **Patent No.:** **US D724,381 S**
(45) **Date of Patent:** **** Mar. 17, 2015**

(54) **FOUR KNOB CONTROL PANEL FOR A COOKTOP**

(71) Applicant: **Wolf Appliance, Inc.**, Fitchburg, WI (US)

(72) Inventors: **Jason C. Pionek**, Madison, WI (US); **Curtis Leroy Cruver, IV**, Elmhurst, IL (US); **William Cesare Cesaroni**, Glenview, IL (US); **Curt P. Vitcenda**, Edgerton, WI (US); **Patrick W. Best**, Mount Horeb, WI (US)

(73) Assignee: **Wolf Appliance, Inc.**, Fitchburg, WI (US)

(**) Term: **14 Years**

(21) Appl. No.: **29/490,030**

(22) Filed: **May 6, 2014**

(51) **LOC (10) Cl.** **07-02**

(52) **U.S. Cl.**
USPC **D7/406**

(58) **Field of Classification Search**
USPC D7/334, 340, 346, 348, 350.1–350.4, D7/351, 402, 405–408, 393; 219/756–758, 219/391, 393, 395, 401, 452.13; 126/19 M, 126/275 E; 99/348, 353, 367, 468; D32/3, D32/28; D8/307, 310–311; D13/174
See application file for complete search history.

(56) **References Cited**

U.S. PATENT DOCUMENTS

D174,998 S *	6/1955	Vetter	D7/346
D187,771 S *	4/1960	Poracki	D7/346
D187,902 S *	5/1960	Poracki	D7/406
D194,137 S *	11/1962	Jenn	D7/346
D208,918 S *	10/1967	Dole, Jr.	D8/311
D271,269 S *	11/1983	Vetter et al.	D7/407

(Continued)

Primary Examiner — T. Chase Nelson
Assistant Examiner — Mark Cavanna
(74) *Attorney, Agent, or Firm* — Bell & Manning, LLC

(57) **CLAIM**
We claim the ornamental design for a four knob control panel for a cooktop, as shown and described.

DESCRIPTION

FIG. 1 is a top, front, right perspective view including an environment of use of a first embodiment of a four knob control panel for a cooktop showing our new design; FIG. 2 is a top plan view of the four knob control panel for a cooktop of FIG. 1; FIG. 3 is a front elevation view of the four knob control panel for a cooktop of FIG. 1; FIG. 4 is a back elevation view of the four knob control panel for a cooktop of FIG. 1; FIG. 5 is a right elevation view of the four knob control panel for a cooktop of FIG. 1; and FIG. 6 is a left elevation view of the four knob control panel for a cooktop of FIG. 1.
FIG. 7 is a top, front, right perspective view including an environment of use of a second embodiment of four knob control panel for a cooktop showing our new design, wherein the cross hatching and the stippling are used to indicate contrasting surface color; FIG. 8 is a top plan view of the four knob control panel for a cooktop of FIG. 7; FIG. 9 is a front elevation view of the four knob control panel for a cooktop of FIG. 7; FIG. 10 is a back elevation view of the four knob control panel for a cooktop of FIG. 7; FIG. 11 is a right elevation view of the four knob control panel for a cooktop of FIG. 7; and, FIG. 12 is a left elevation view of the four knob control panel for a cooktop of FIG. 7.
The broken lines in FIGS. 1 and 7 are included for the purpose of illustrating environment and disclaimed indicia and form no part of the claimed design. The bottom view of both embodiments of the four knob control panel for a cooktop are flat, unornamented and form no part of the claimed design.

1 Claim, 6 Drawing Sheets

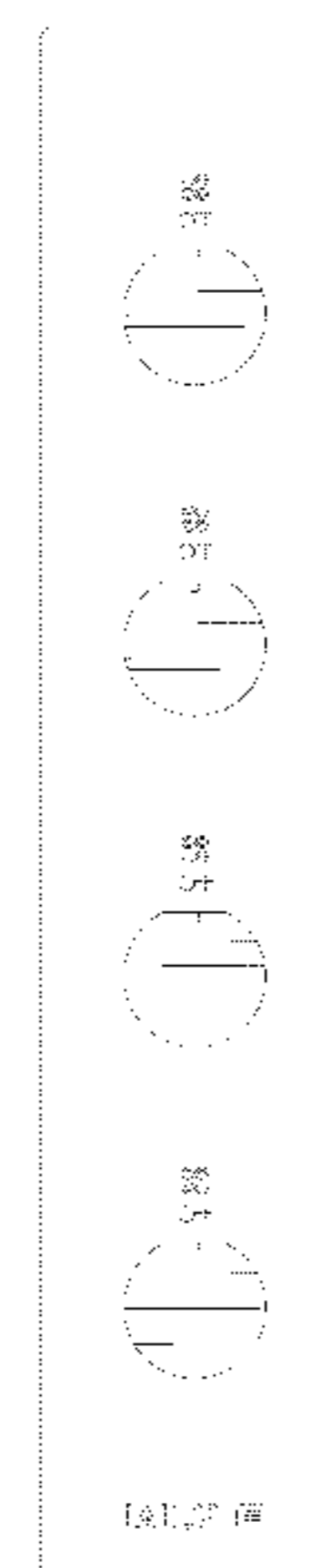
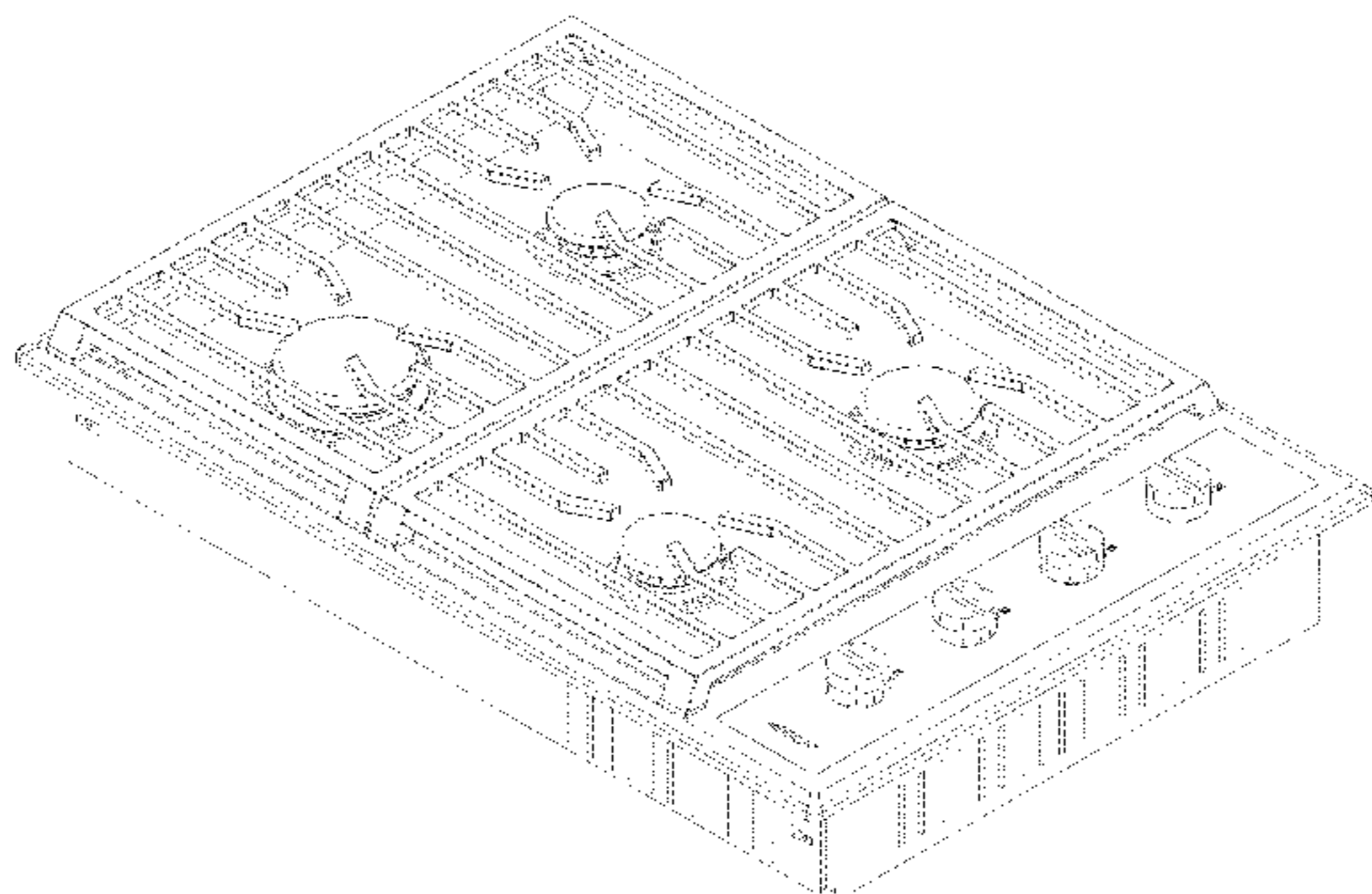


FIG. 2

(56)

References Cited

U.S. PATENT DOCUMENTS

D277,448 S *	2/1985	Vetter et al.	D7/346	D536,208 S *	2/2007	Ostlund et al.	D7/340
D289,487 S *	4/1987	Schultz	D7/346	D547,609 S *	7/2007	Chung	D7/406
D334,866 S *	4/1993	Warren	D7/407	D559,206 S *	1/2008	Neveu	D13/174
D372,630 S *	8/1996	Lewis et al.	D7/346	D567,060 S *	4/2008	Busalt et al.	D8/310
D375,867 S *	11/1996	Sparks	D7/340	D573,000 S *	7/2008	Martin et al.	D8/311
D400,778 S *	11/1998	Holbrook, Jr.	D8/311	D577,983 S *	10/2008	Martin et al.	D8/311
D443,496 S *	6/2001	DeCosse	D8/311	D578,349 S *	10/2008	Rieser	D7/407
D477,177 S *	7/2003	Jeong	D7/340	D612,704 S *	3/2010	Funnell et al.	D8/310
D477,496 S *	7/2003	Monguilod et al.	D7/340	D612,705 S *	3/2010	Baker et al.	D8/311
D493,090 S *	7/2004	Chen et al.	D8/310	D628,457 S *	12/2010	Bengtson	D8/311
D494,414 S *	8/2004	Becker et al.	D7/408	D629,638 S *	12/2010	Funnell et al.	D7/346
D498,657 S *	11/2004	Milrud et al.	D8/311	D634,156 S *	3/2011	Fuller et al.	D7/393
D502,632 S *	3/2005	Becker et al.	D7/408	D634,602 S *	3/2011	Bengtson	D8/311
D509,097 S *	9/2005	Grutzke et al.	D7/346	D637,886 S *	5/2011	Bengtson	D8/311
D510,226 S *	10/2005	Vetter	D7/340	D642,042 S *	7/2011	Kim et al.	D8/311
D513,922 S *	1/2006	Grutzke et al.	D7/346	D682,614 S *	5/2013	Loyd	D7/406
				D710,673 S *	8/2014	Boo et al.	D8/311
				D714,096 S *	9/2014	Boo et al.	D7/406

* cited by examiner

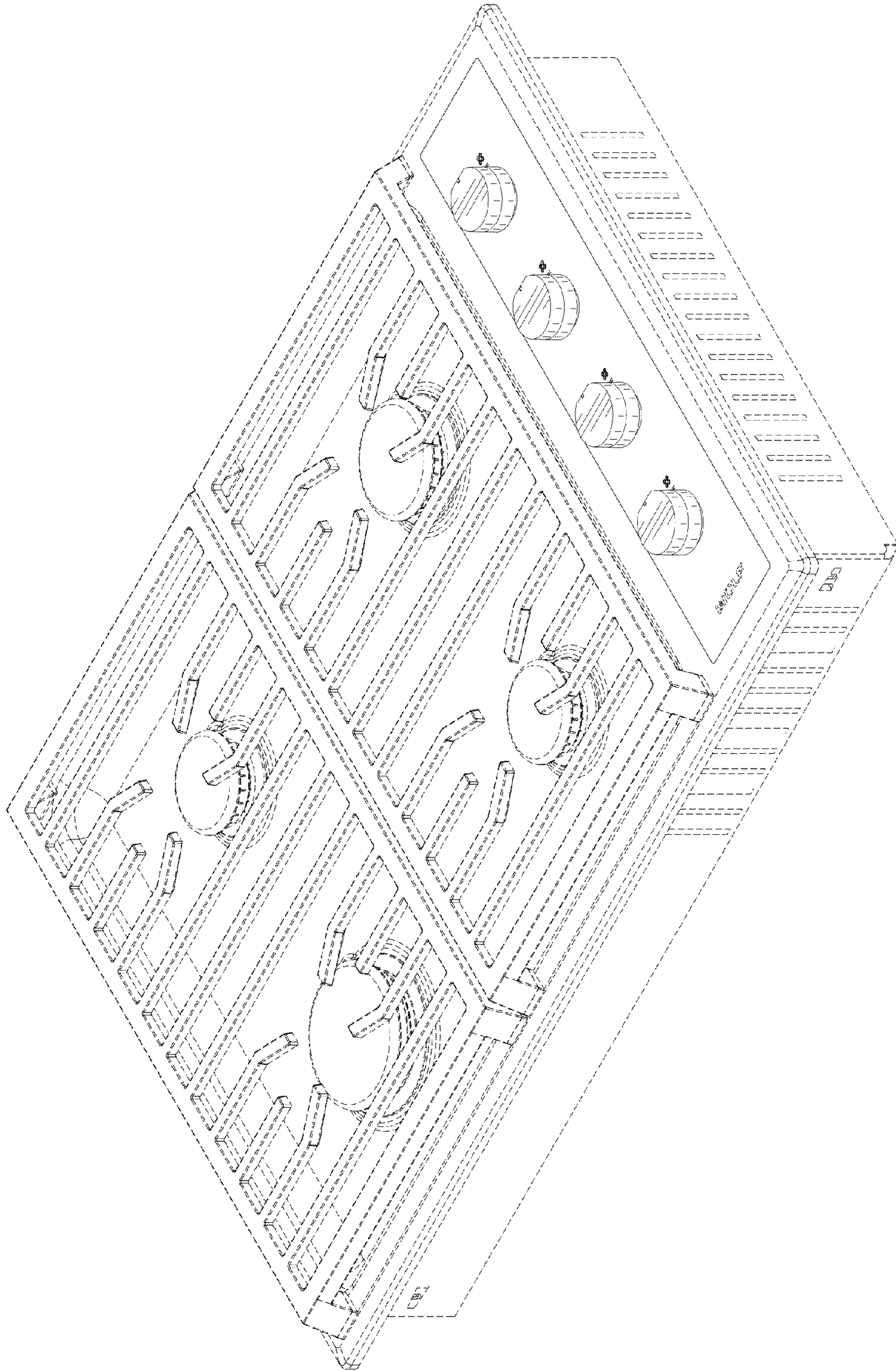


FIG. 1

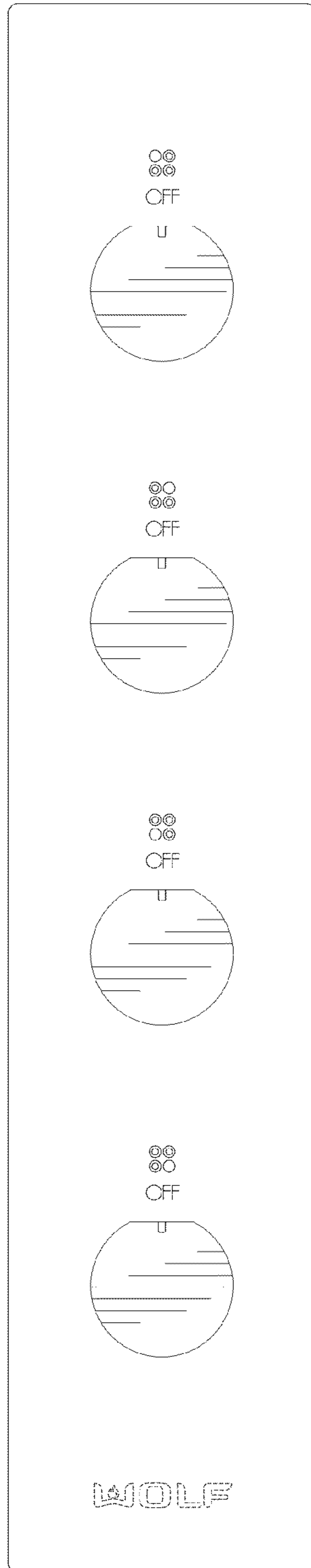


FIG. 2



FIG. 4

FIG. 3



FIG. 5



FIG. 6

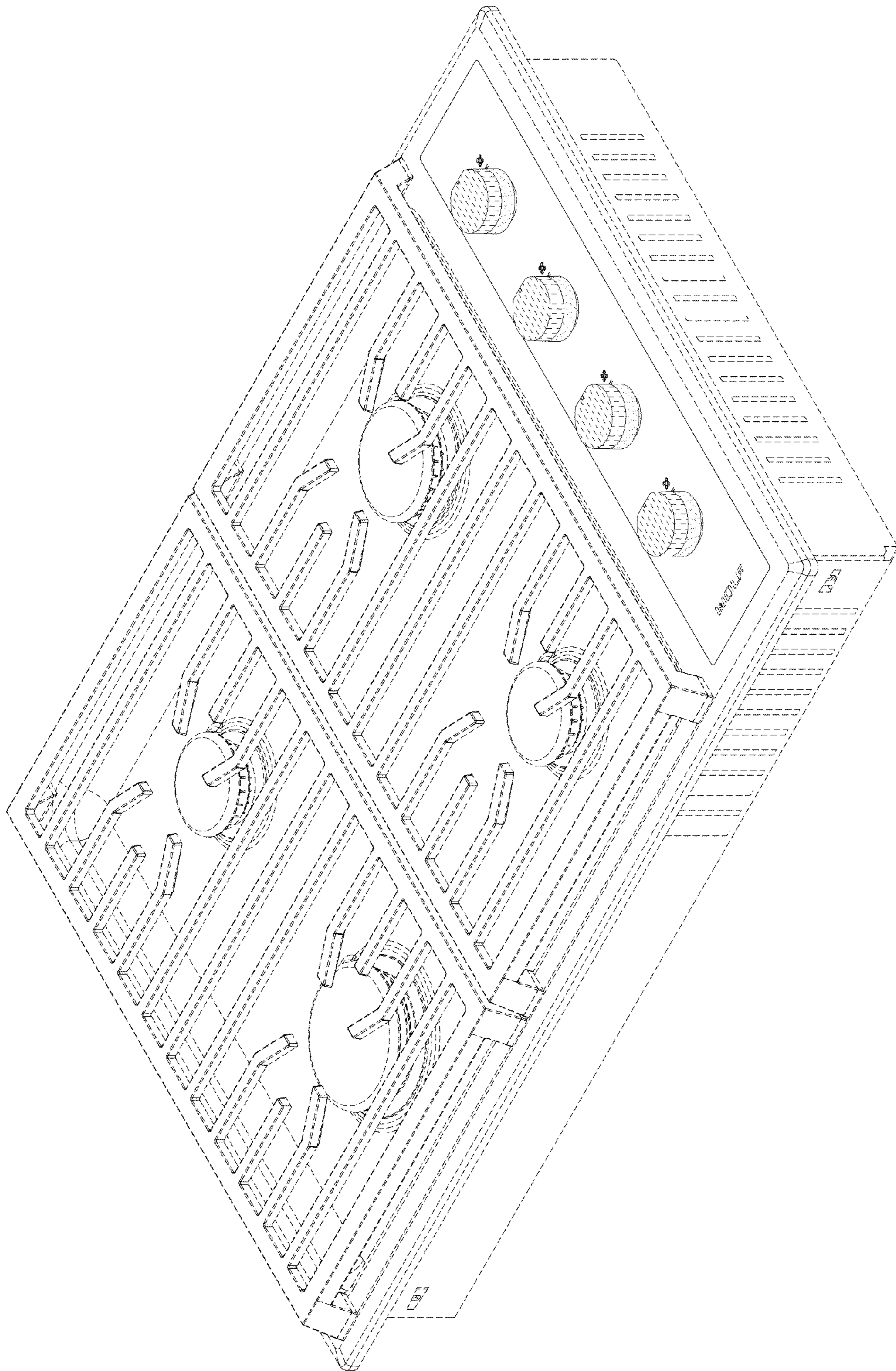


FIG. 7

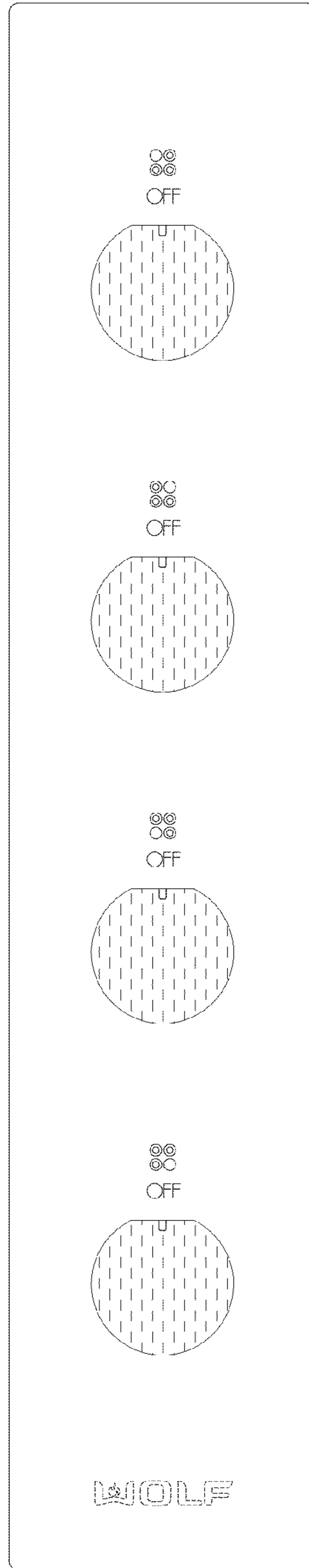


FIG. 8



FIG. 9

FIG. 10



FIG. 11



FIG. 12