



US00D724376S

(12) **United States Design Patent**
Williamson et al.

(10) **Patent No.:** **US D724,376 S**
(45) **Date of Patent:** **** Mar. 17, 2015**

(54) **MUG HANDLE**

(71) Applicant: **ASDAK International**, Anaheim, CA
(US)

(72) Inventors: **Paul Williamson**, Yorba Linda, CA
(US); **Bruce Horbochuk**, North
Hollywood, CA (US)

(73) Assignee: **ASDAK International**, Anaheim, CA
(US)

(**) Term: **14 Years**

(21) Appl. No.: **29/496,230**

(22) Filed: **Jul. 10, 2014**

(51) **LOC (10) Cl.** **07-02**

(52) **U.S. Cl.**
USPC **D7/394**

(58) **Field of Classification Search**
USPC D7/500, 509-511, 523, 532, 533, 538,
D7/393, 394, 395, 396.2; D9/500;
220/703, 710.5, 711, 592.16, 592.17,
220/4.01; 215/387, 363; D8/107, 300, 315,
D8/319, 320
See application file for complete search history.

(56) **References Cited**

U.S. PATENT DOCUMENTS

3,261,635 A * 7/1966 Talay 220/737
D406,985 S * 3/1999 Trombly D7/536

D418,013 S * 12/1999 Fujii D7/510
D462,876 S * 9/2002 Janky et al. D7/536
D476,528 S * 7/2003 Janky et al. D7/536
D567,589 S * 4/2008 Freeman D7/536
D711,684 S * 8/2014 Perdomo D7/394
D716,605 S * 11/2014 Likar D7/394

* cited by examiner

Primary Examiner — Cynthia M Chin

(74) *Attorney, Agent, or Firm* — Craig J. Lervick; Larkin
Hoffman Daly & Lindgren, Ltd.

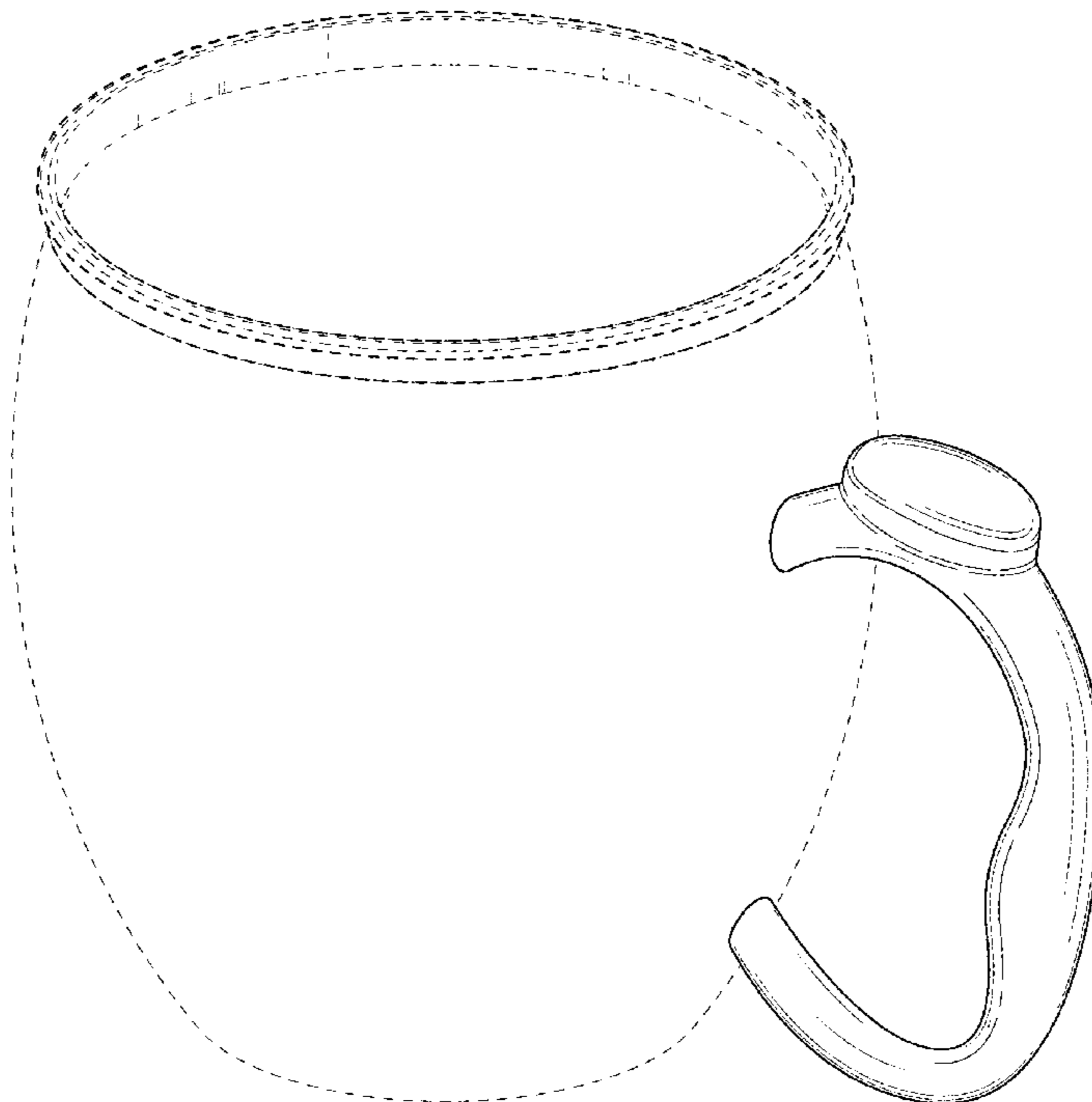
(57) **CLAIM**

The ornamental design for a mug handle, as shown and
described.

DESCRIPTION

FIG. 1 is a perspective view of the mug handle showing the
design, with a mug illustrated in dashed lines to illustrate one
example of the mug handle in context;
FIG. 2 is a side view of the mug handle illustrated in FIG. 1,
again showing a mug in dashed lines to illustrate one example
of the mug handle in context;
FIG. 3 is an opposite side view of the mug handle thereof;
FIG. 4 is a rear view of the mug handle thereof;
FIG. 5 is a top view of the mug handle thereof; and,
FIG. 6 is a bottom view of the mug handle thereof.
The broken lines represents an exemplary environment in
which the article resides form no part of the claim.

1 Claim, 6 Drawing Sheets



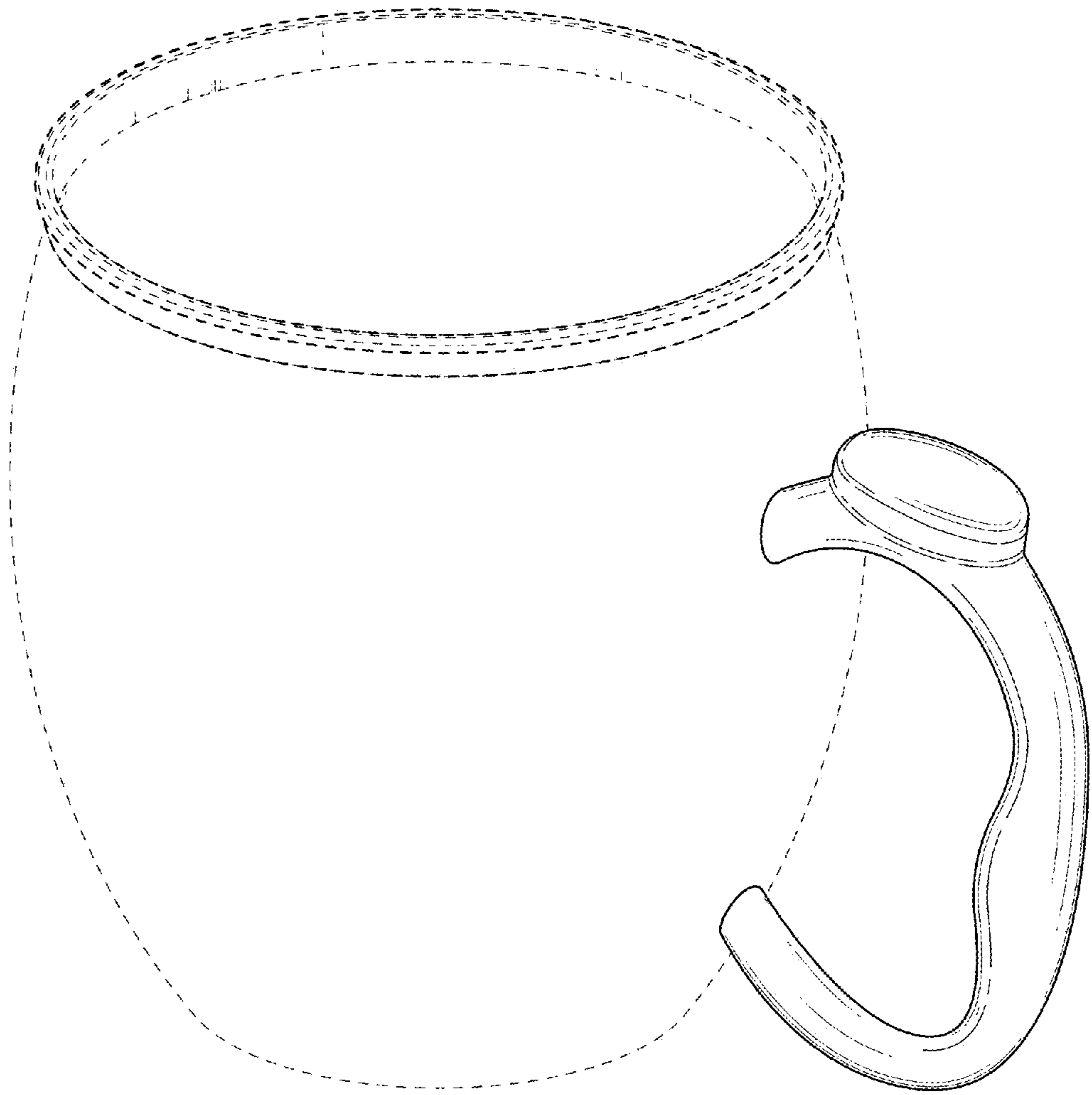


FIG. 1

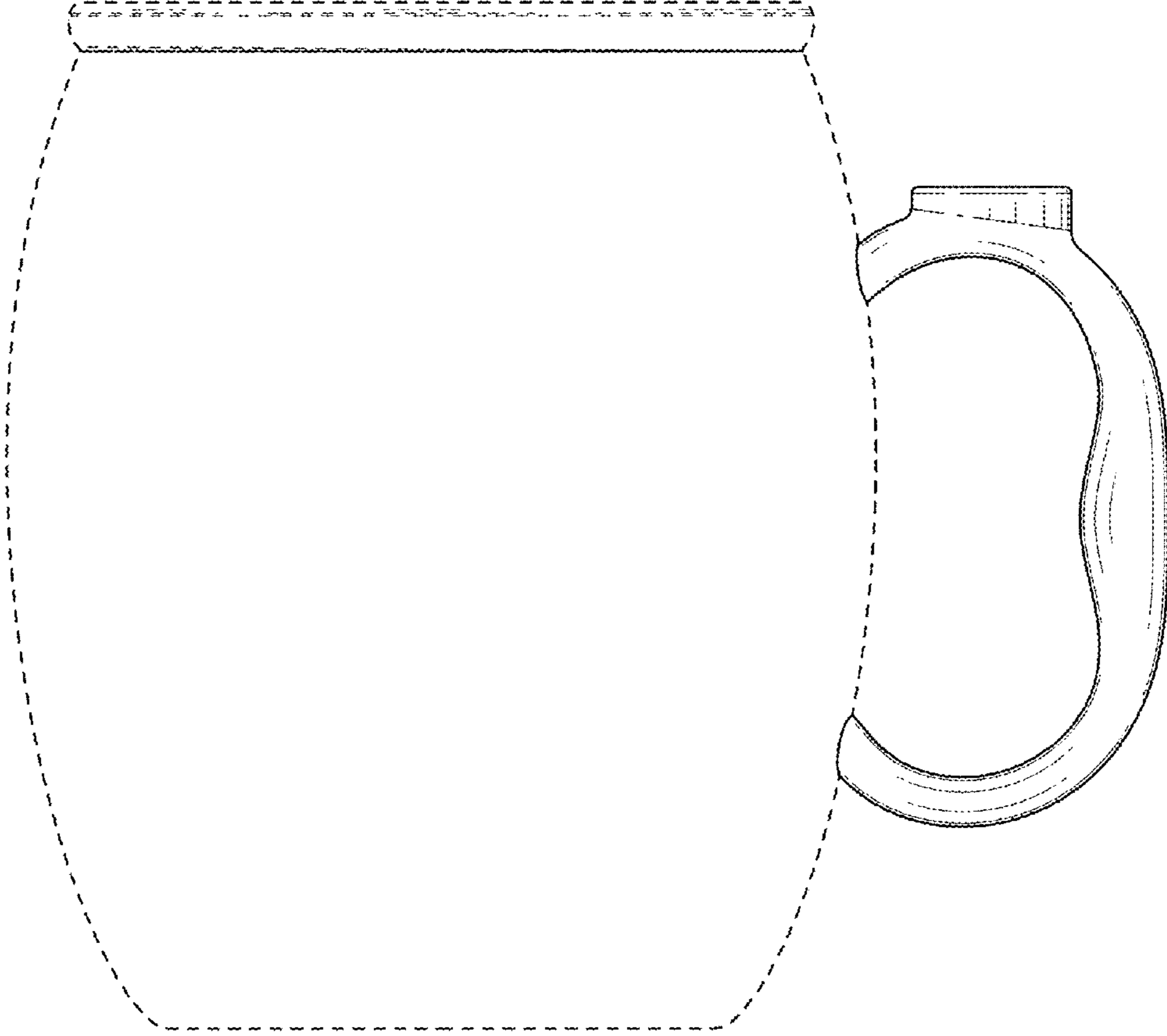


FIG. 2

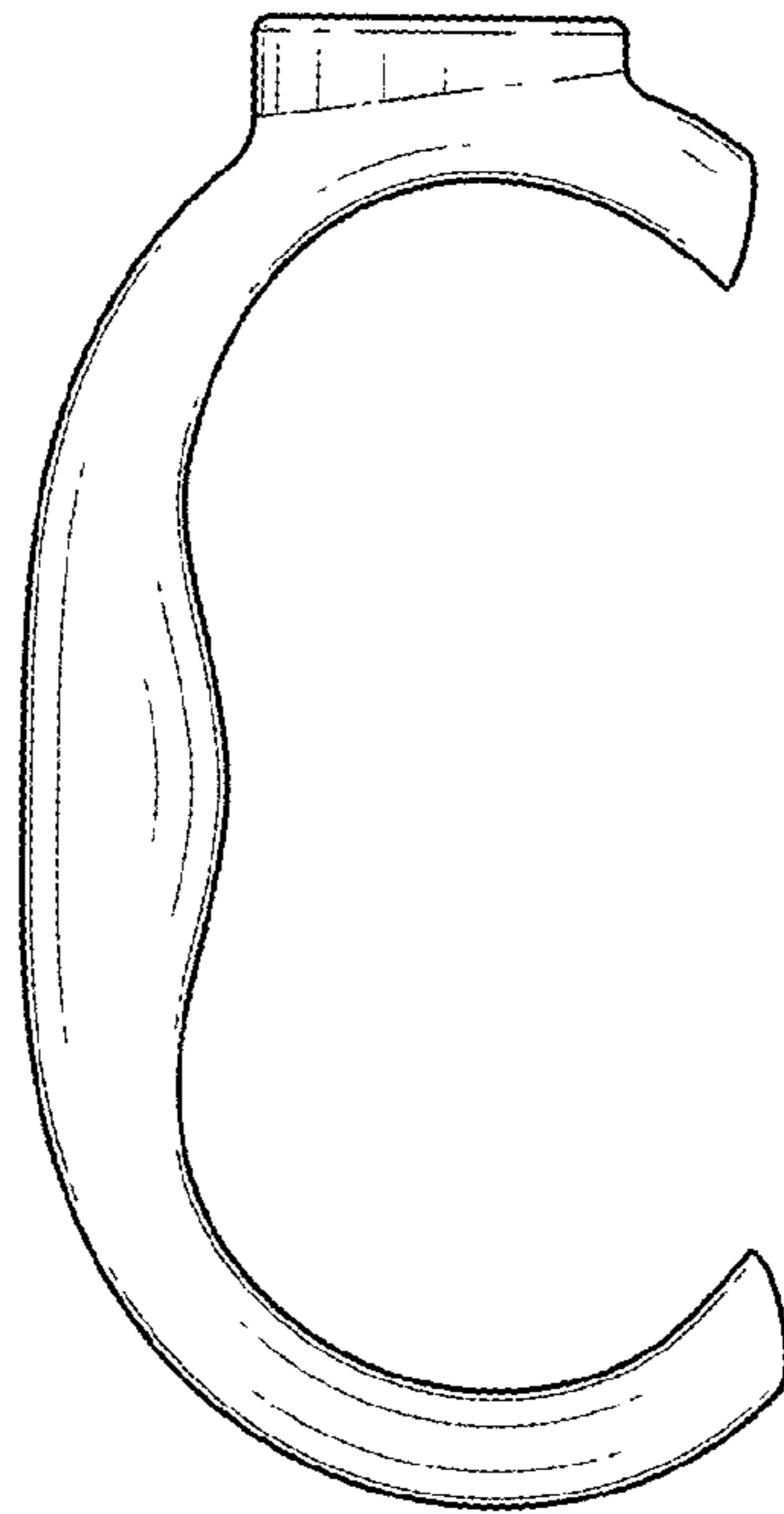


FIG. 3




FIG. 4

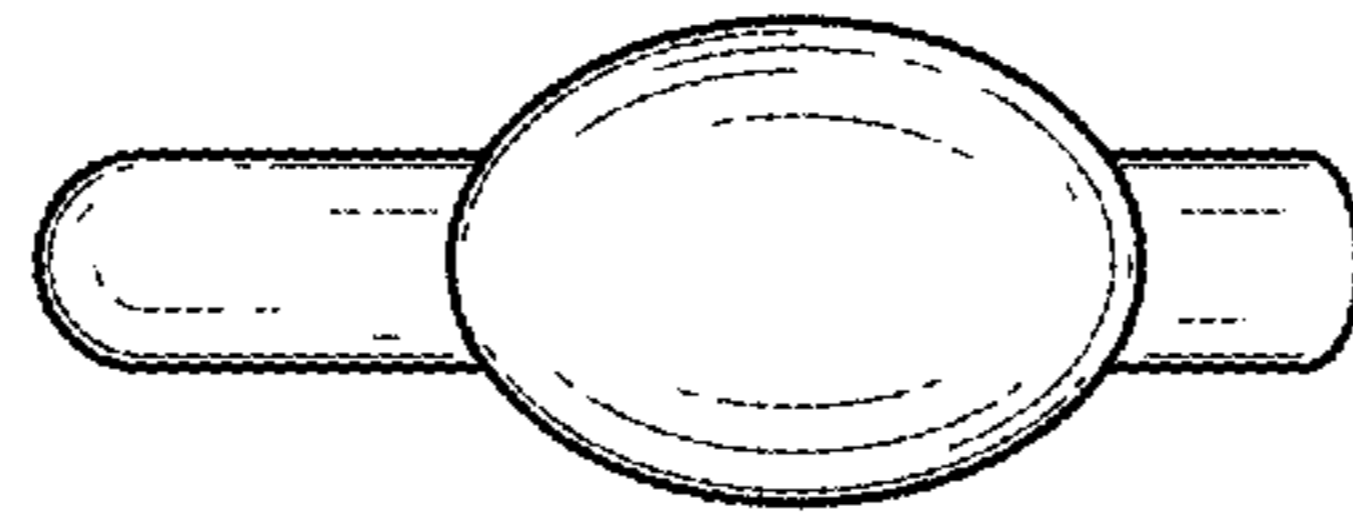


FIG. 5

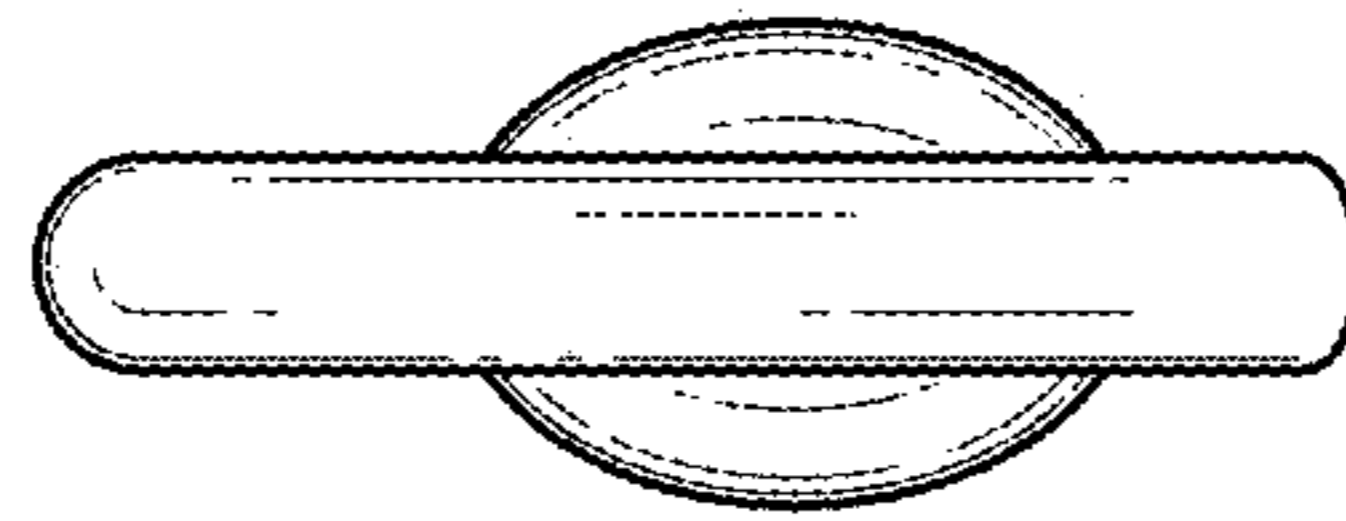


FIG. 6