

US00D724358S

(12) **United States Design Patent**
Tsai

(10) **Patent No.:** **US D724,358 S**

(45) **Date of Patent:** **** Mar. 17, 2015**

(54) **ADJUSTABLE SHELVES**

(71) Applicant: **Pretty Star Store LLC**, Rowland Heights, CA (US)

(72) Inventor: **Tsung-Yu Tsai**, Changhua (TW)

(73) Assignee: **Pretty Star Store LLC**, Rowland Heights, CA (US)

(**) Term: **14 Years**

(21) Appl. No.: **29/510,484**

(22) Filed: **Nov. 28, 2014**

(51) **LOC (10) Cl.** **06-06**

(52) **U.S. Cl.**
USPC **D6/675.3**

(58) **Field of Classification Search**
USPC D6/429, 460-461, 464, 468, 474,
D6/477-479, 672, 675, 675.1, 675.3;
108/11, 59, 65, 91-92, 96, 137;
211/42, 85, 87.01, 90.01, 107, 111,
211/119.003, 134, 186, 189, 195
See application file for complete search history.

(56) **References Cited**

U.S. PATENT DOCUMENTS

D178,839 S * 9/1956 Jacoby D6/397
2,906,412 A * 9/1959 Tanner 211/74

5,152,407 A * 10/1992 Massoudnia et al. 211/126.8
D551,876 S * 10/2007 Gusdorf et al. D6/406.6
D652,651 S * 1/2012 Wittenberg et al. D6/403
D696,878 S * 1/2014 Murphy D6/675.1
D716,077 S * 10/2014 Hsu D6/675
D716,590 S * 11/2014 Hsu et al. D6/675.3

* cited by examiner

Primary Examiner — Kelley Donnelly

(74) *Attorney, Agent, or Firm* — Muncy, Geissler, Olds & Lowe, P.C.

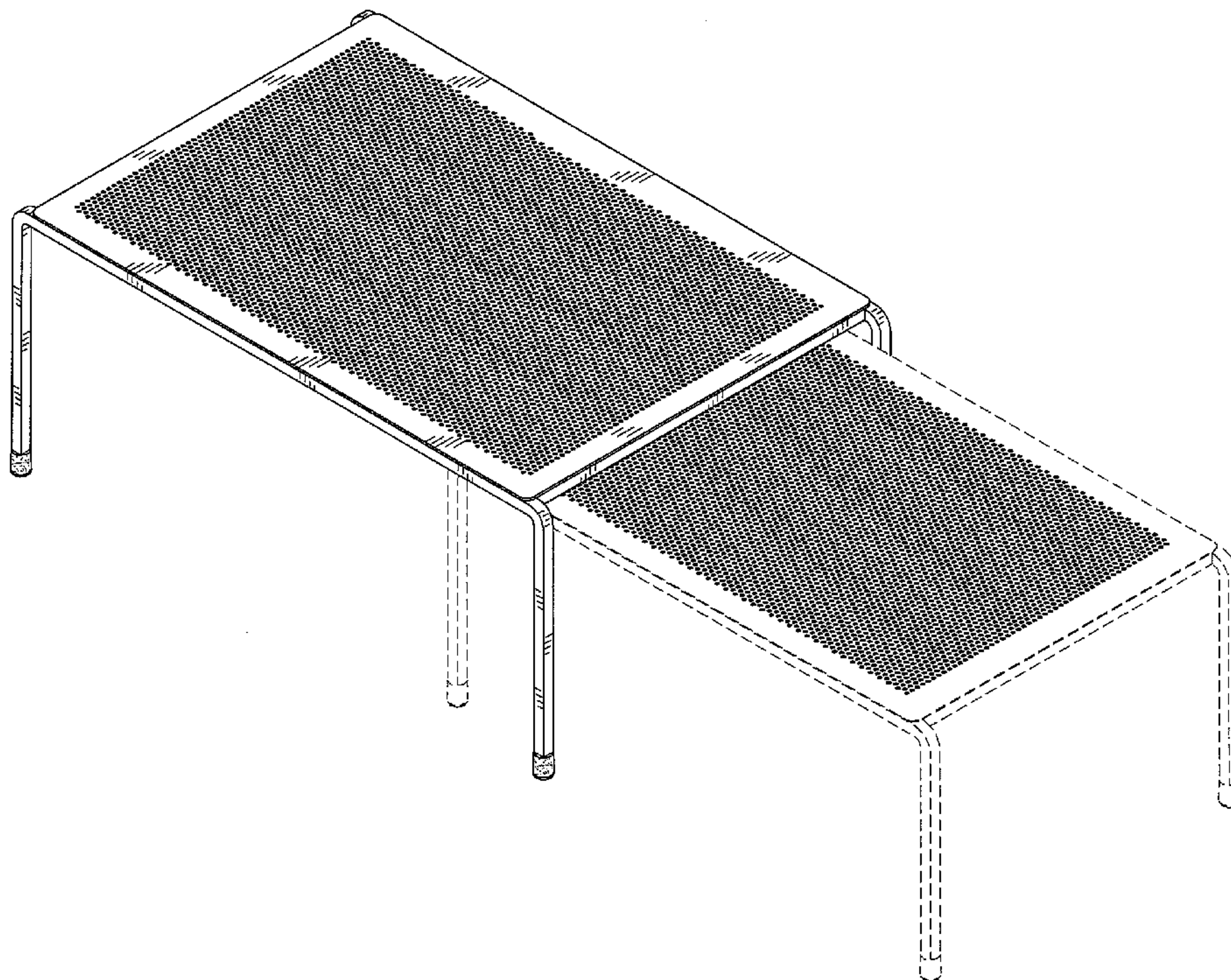
(57) **CLAIM**

The ornamental design for an adjustable shelves, as shown and described.

DESCRIPTION

FIG. 1 is a perspective view of the present design;
FIG. 2 is a front view of the present design;
FIG. 3 is a rear view of the present design;
FIG. 4 is a left side view of the present design;
FIG. 5 is a right side view of the present design;
FIG. 6 is a top view of the present design; and,
FIG. 7 is a bottom view of the present design.
The broken lines showing of structural feature is indeed for the purpose of illustrating non-claimed subject matter and forms no part of the claimed design.

1 Claim, 6 Drawing Sheets



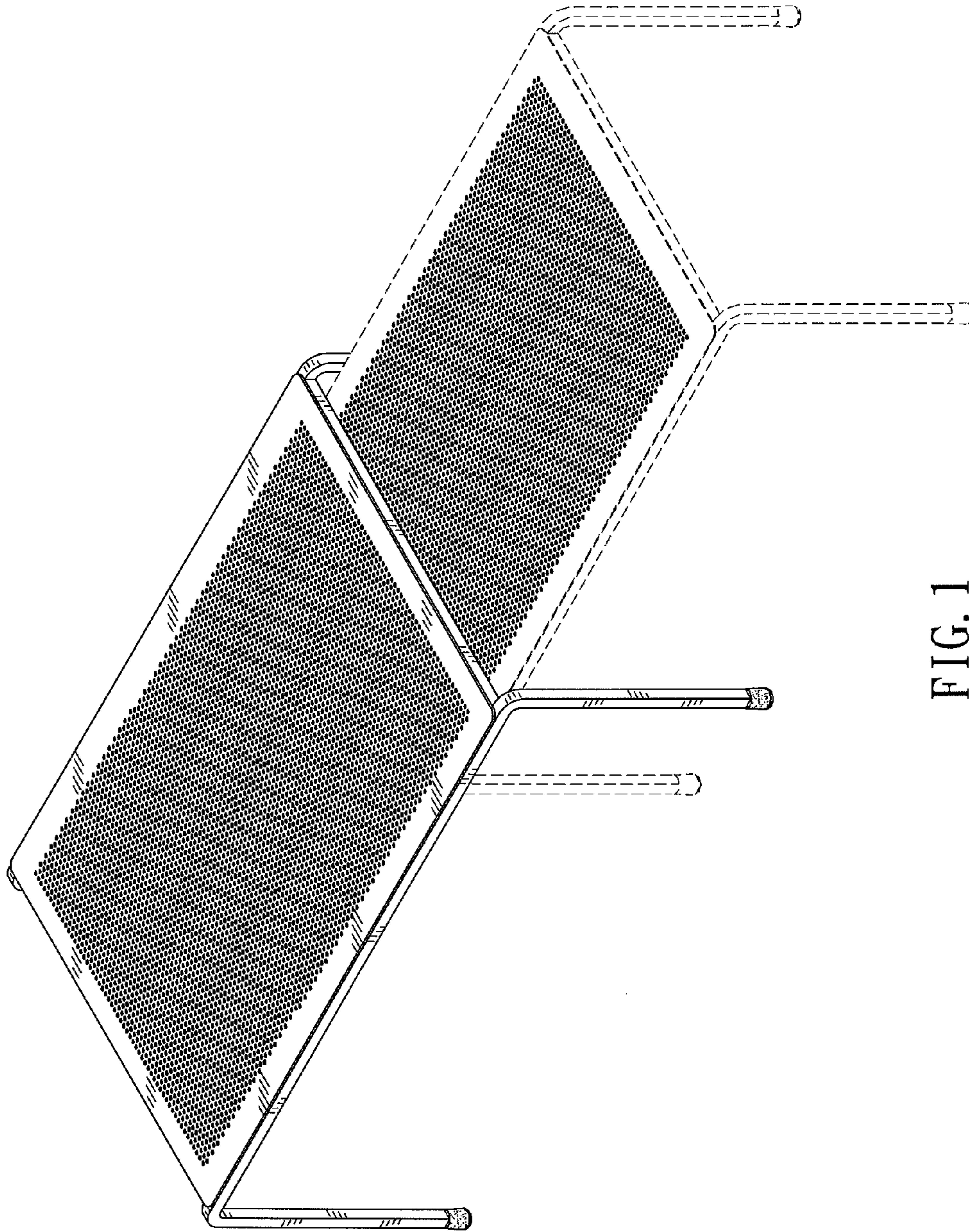


FIG. 1

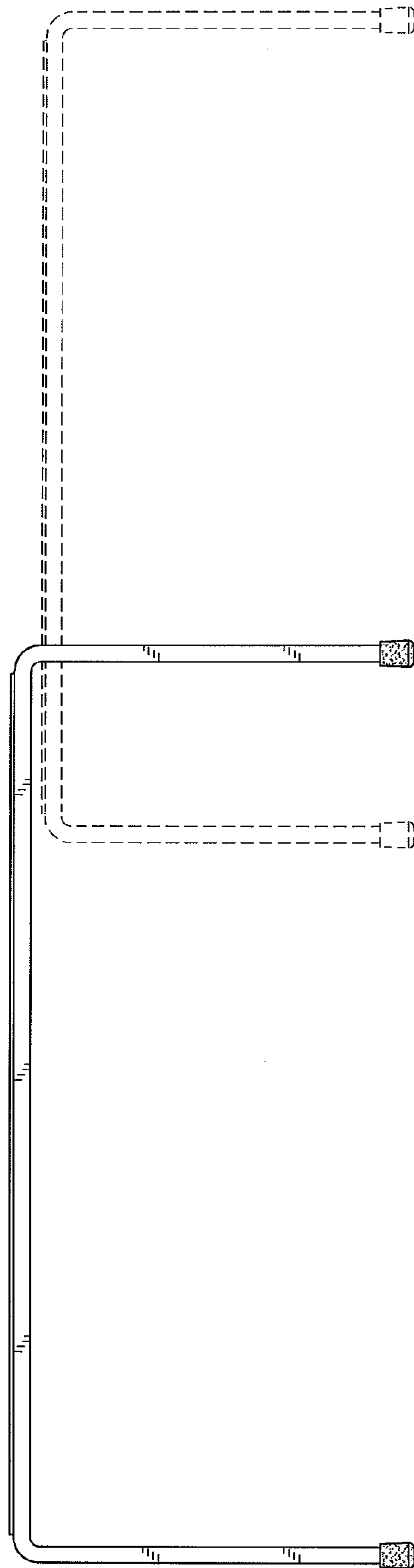


FIG. 2

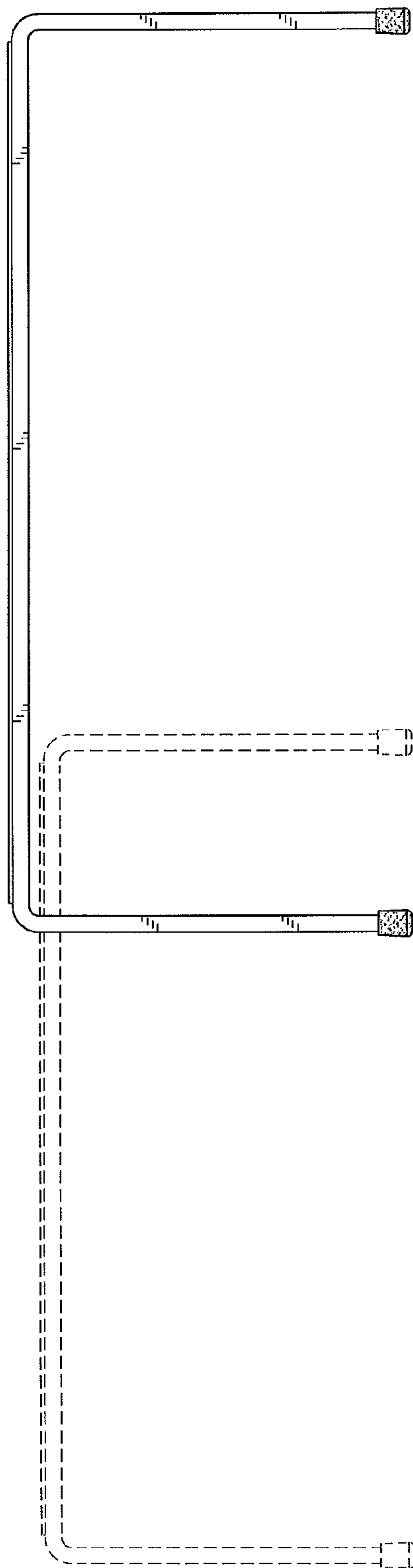


FIG. 3




FIG. 5




FIG. 4

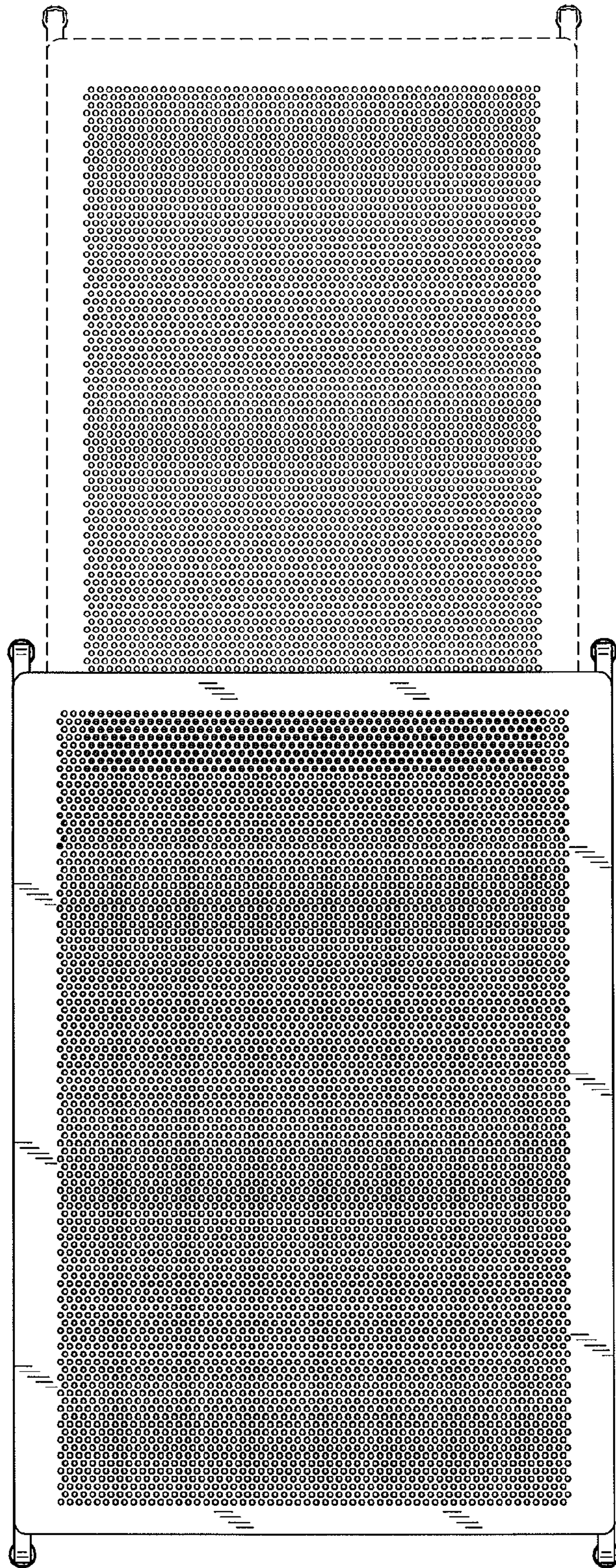


FIG. 6

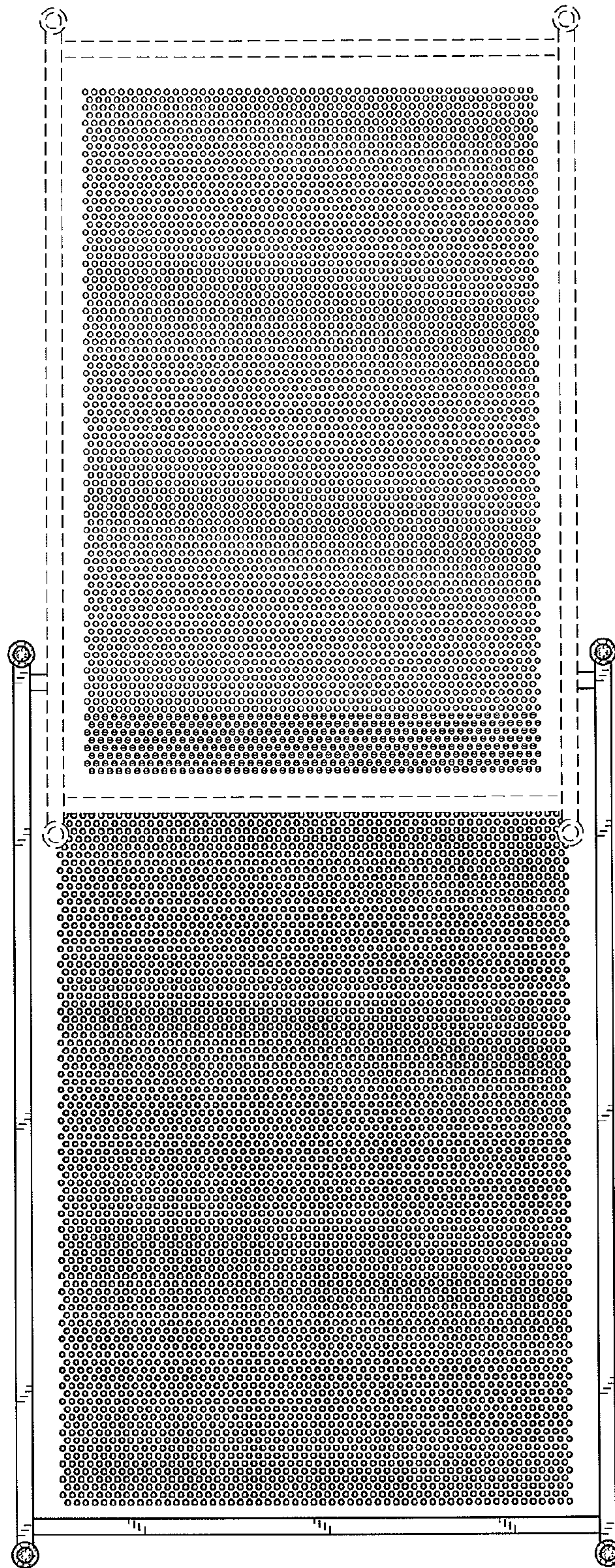


FIG. 7