



US00D724352S

(12) **United States Design Patent**  
**Malkiewicz et al.**

(10) **Patent No.:** **US D724,352 S**  
(45) **Date of Patent:** **\*\* Mar. 17, 2015**

(54) **MATTRESS CORE**

(56) **References Cited**

(71) Applicants: **James R. Malkiewicz**, Sacramento, CA  
(US); **Michael J. Malkiewicz**,  
Escondido, CA (US)

U.S. PATENT DOCUMENTS

6,101,651	A *	8/2000	Tang	5/642
6,295,676	B1 *	10/2001	Warner	5/720
D528,340	S *	9/2006	Contreras	D6/606
7,120,956	B1 *	10/2006	Liao	5/719
7,520,011	B1 *	4/2009	Liberkowski	5/731
D606,794	S *	12/2009	Steppat et al.	D6/606
7,930,783	B2 *	4/2011	Rawls-Meehan	5/722
D647,350	S *	10/2011	Mantzis	D6/605
8,099,812	B2 *	1/2012	Steppat et al.	5/719
8,181,296	B2 *	5/2012	Rawls-Meehan	5/722

(72) Inventors: **James R. Malkiewicz**, Sacramento, CA  
(US); **Michael J. Malkiewicz**,  
Escondido, CA (US)

(\*\*) Term: **14 Years**

\* cited by examiner

(21) Appl. No.: **29/456,323**

(22) Filed: **May 30, 2013**

*Primary Examiner* — Janice Seeger

(74) *Attorney, Agent, or Firm* — Todd J. Langford; Eric A. Hanscom

**Related U.S. Application Data**

(62) Division of application No. 29/417,236, filed on Mar. 30, 2012, now Pat. No. Des. 683,993.

(57) **CLAIM**

The ornamental design for a mattress core, as shown and described.

(51) **LOC (10) Cl.** ..... **06-06**

**DESCRIPTION**

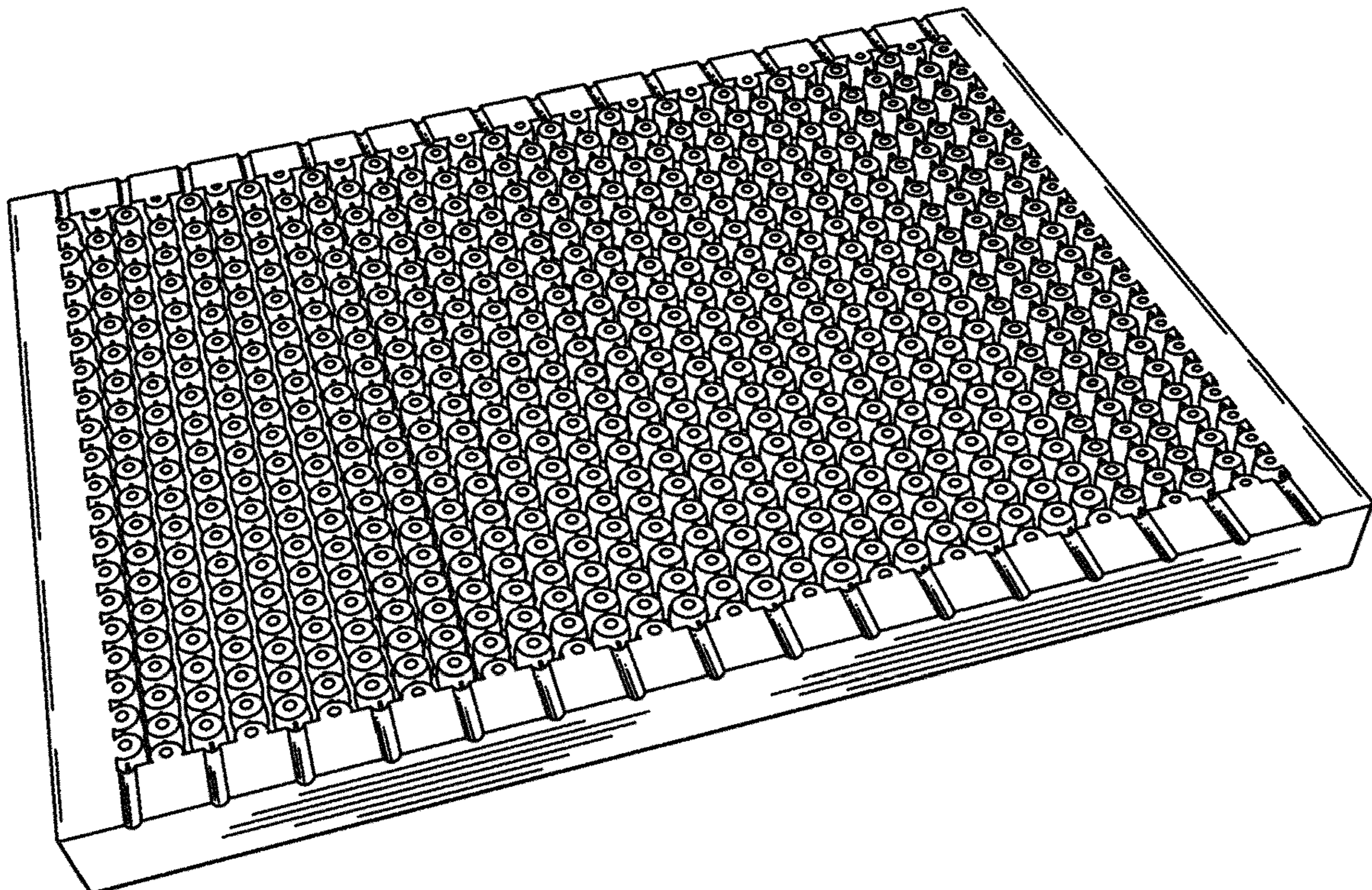
(52) **U.S. Cl.**  
USPC ..... **D6/606; D6/596**

FIG. 1 is a top perspective view of the mattress core;  
FIG. 2 is a bottom perspective view;  
FIG. 3 is a top view;  
FIG. 4 is a bottom view;  
FIG. 5 is a side view; and,  
FIG. 6 is a front view thereof.

(58) **Field of Classification Search**  
USPC ..... D6/595, 596, 597, 601, 604, 710, 606;  
5/420, 630, 633, 636, 637, 645,  
5/652-656, 655.9, 639, 644, 722, 723,  
5/709, 719, 720, 736, 729

See application file for complete search history.

**1 Claim, 5 Drawing Sheets**



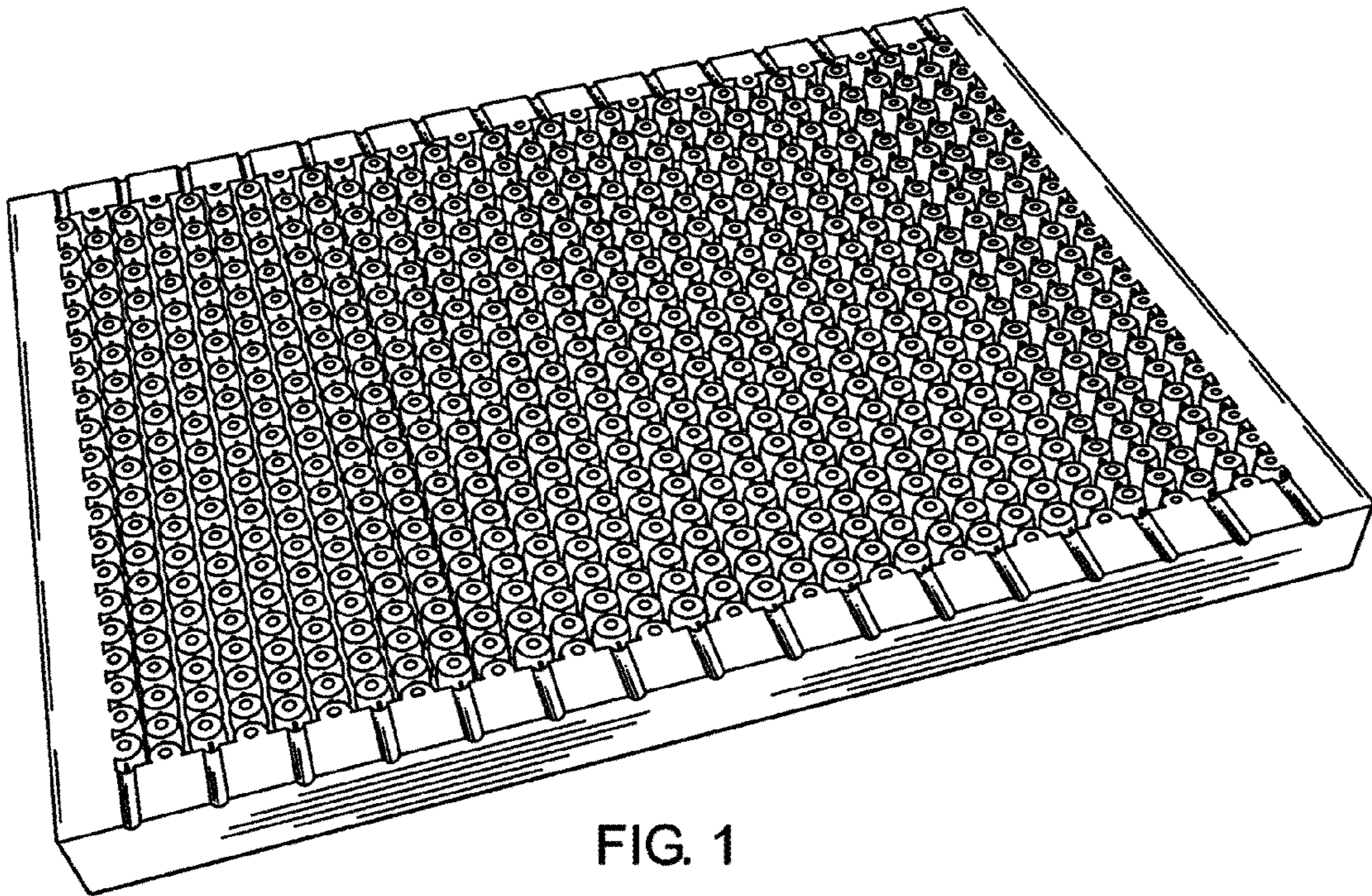


FIG. 1

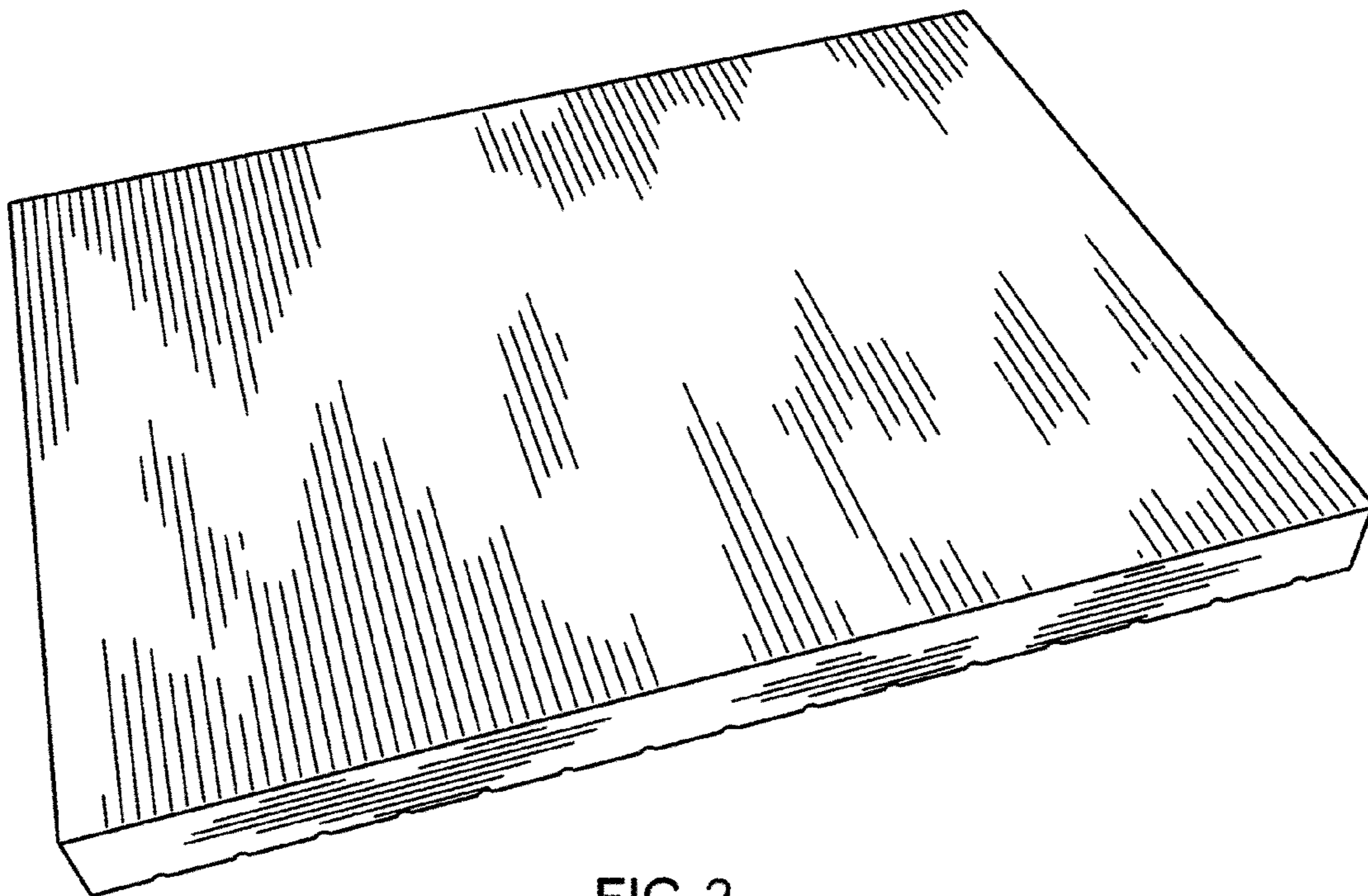


FIG. 2




FIG. 3

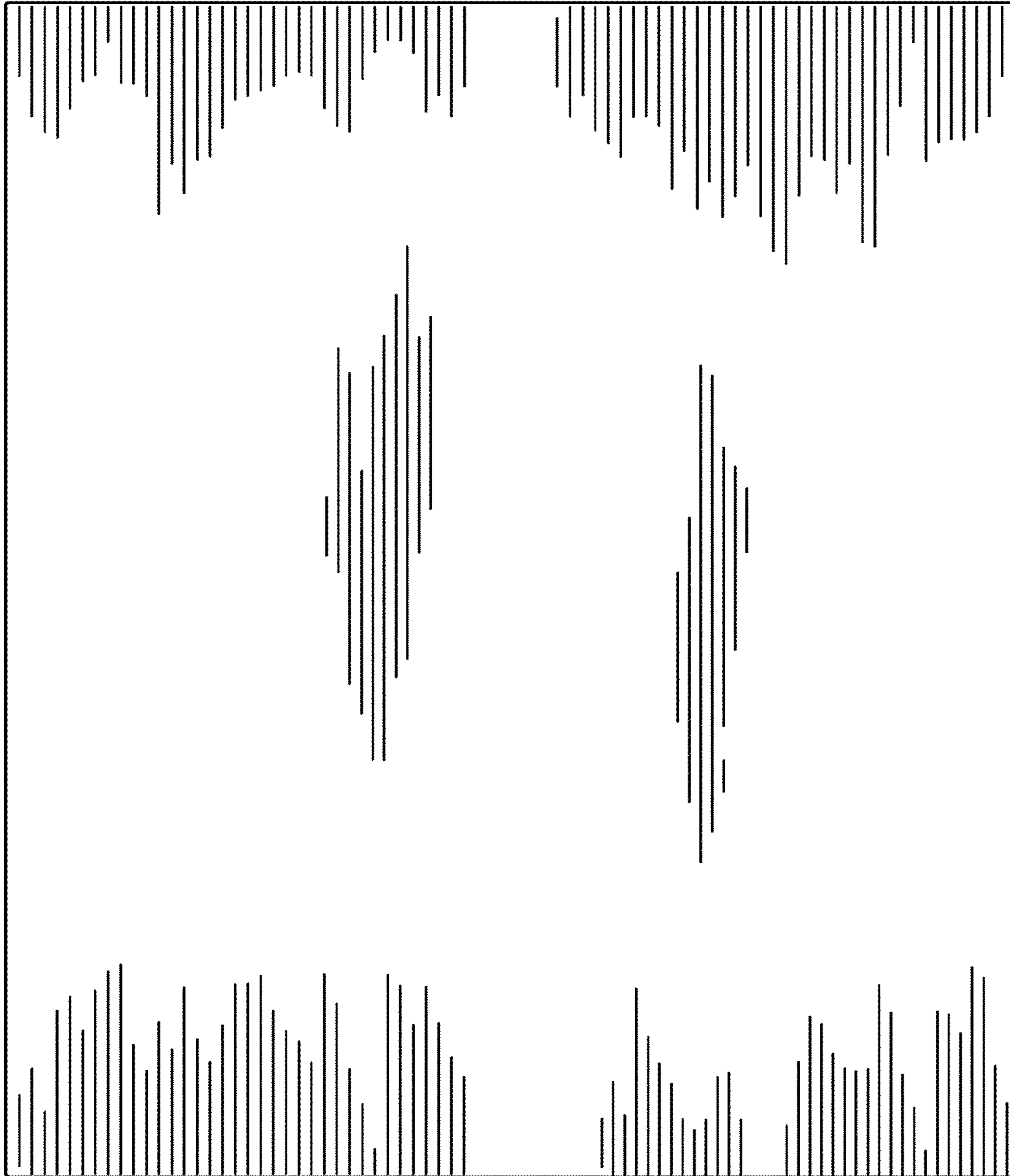


FIG. 4

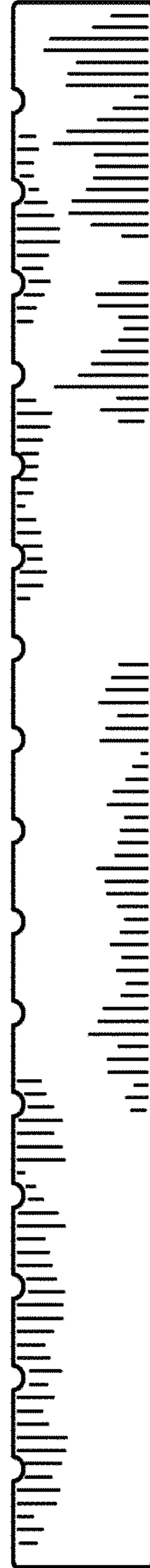


FIG. 5

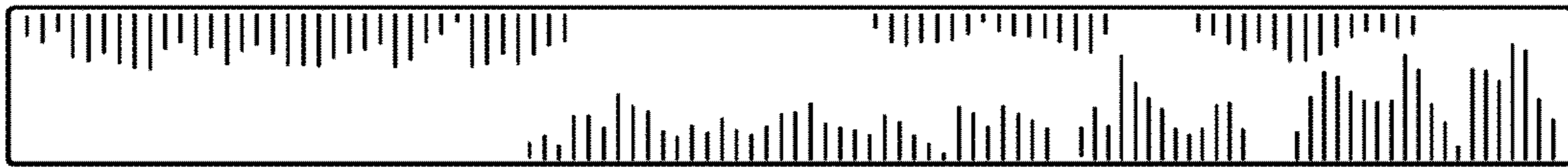


FIG. 6