

US00D724351S

(12) **United States Design Patent**  
**Harris**

(10) **Patent No.:** **US D724,351 S**  
(45) **Date of Patent:** **\*\* Mar. 17, 2015**

(54) **PILLOW COVER**

(71) Applicant: **Eva Harris**, Boynton Beach, FL (US)

(72) Inventor: **Eva Harris**, Boynton Beach, FL (US)

(\*\*) Term: **14 Years**

(21) Appl. No.: **29/481,675**

(22) Filed: **Feb. 8, 2014**

**Related U.S. Application Data**

(62) Division of application No. 29/437,835, filed on Nov. 21, 2012, now Pat. No. Des. 702,060.

(51) **LOC (10) Cl.** ..... **06-09**

(52) **U.S. Cl.**  
USPC ..... **D6/601**

(58) **Field of Classification Search**  
USPC ..... D6/595, 596, 601, 604, 608; 5/630,  
5/633, 636, 638, 644, 652, 652.1,  
5/653-655, 657

See application file for complete search history.

(56) **References Cited**

**U.S. PATENT DOCUMENTS**

2,008,285 A \* 7/1935 Kraus ..... 383/105  
4,419,779 A \* 12/1983 Janesh ..... 5/490

D295,203 S \* 4/1988 Christopherson ..... D21/707  
D308,785 S \* 6/1990 Sapp et al. .... D6/601  
D336,401 S \* 6/1993 Hsu ..... D6/601

\* cited by examiner

*Primary Examiner* — Janice Seeger

(74) *Attorney, Agent, or Firm* — Nancy J. Flint, Esq.; Nancy J. Flint, Attorney At Law, P.A.

(57) **CLAIM**

The ornamental design for a pillow cover, as shown and described.

**DESCRIPTION**

FIG. 1 is a front view of a pillow cover showing my new design in its open position;

FIG. 2 is a front view of a pillow cover in its closed position;

FIG. 3 is a back view of a pillow cover in its open position;


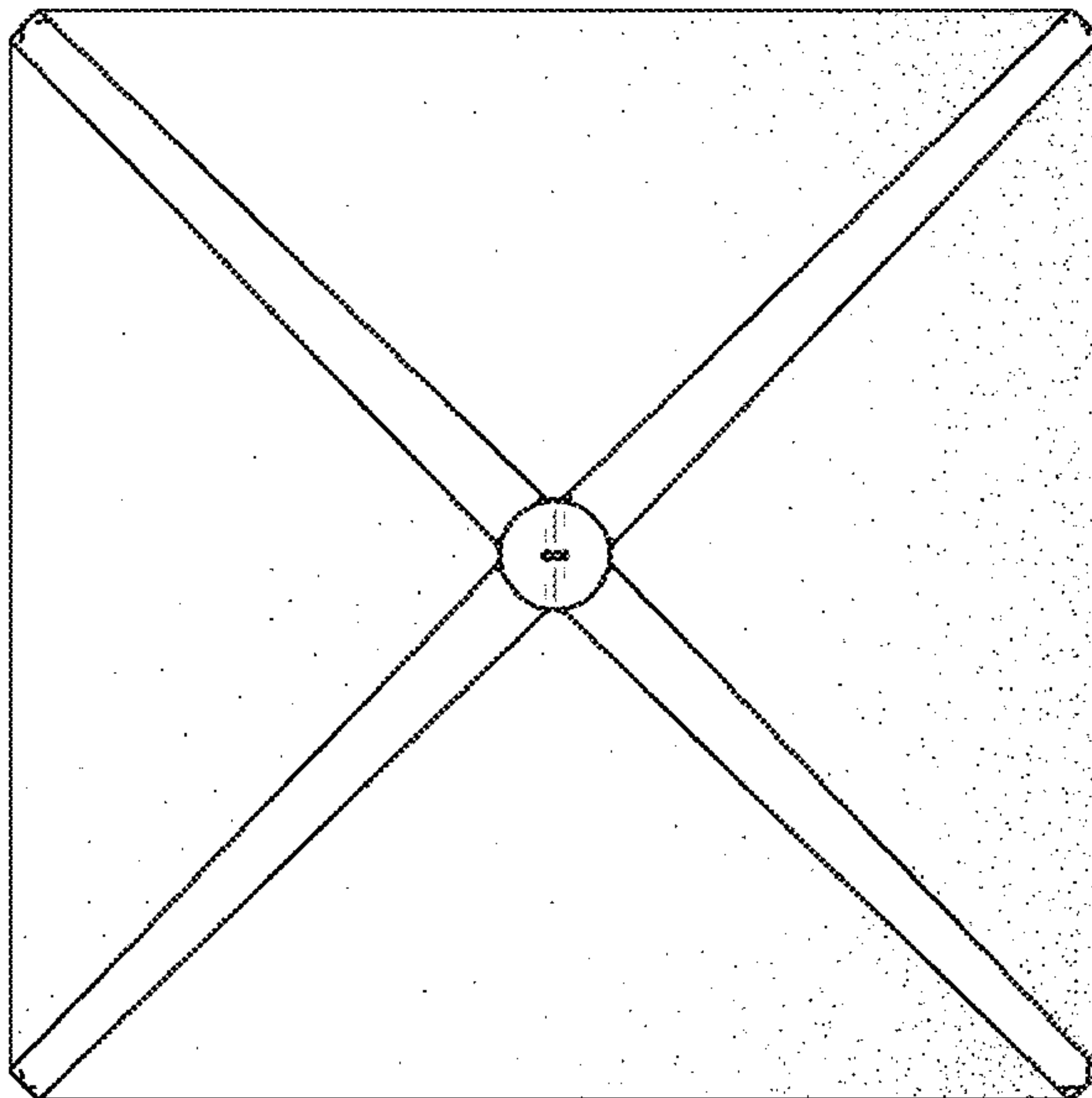
FIG. 4 is a back view of a pillow cover in its closed position;

FIG. 5 is a left side view of a pillow cover in its open position; and,

FIG. 6 is a left side view of a pillow cover in its closed position.

Top, bottom and right side views not shown are mirror images of right side views. Any broken lines illustrative of environmental structure in the drawings are not part of the design sought to be patented.

**1 Claim, 5 Drawing Sheets**



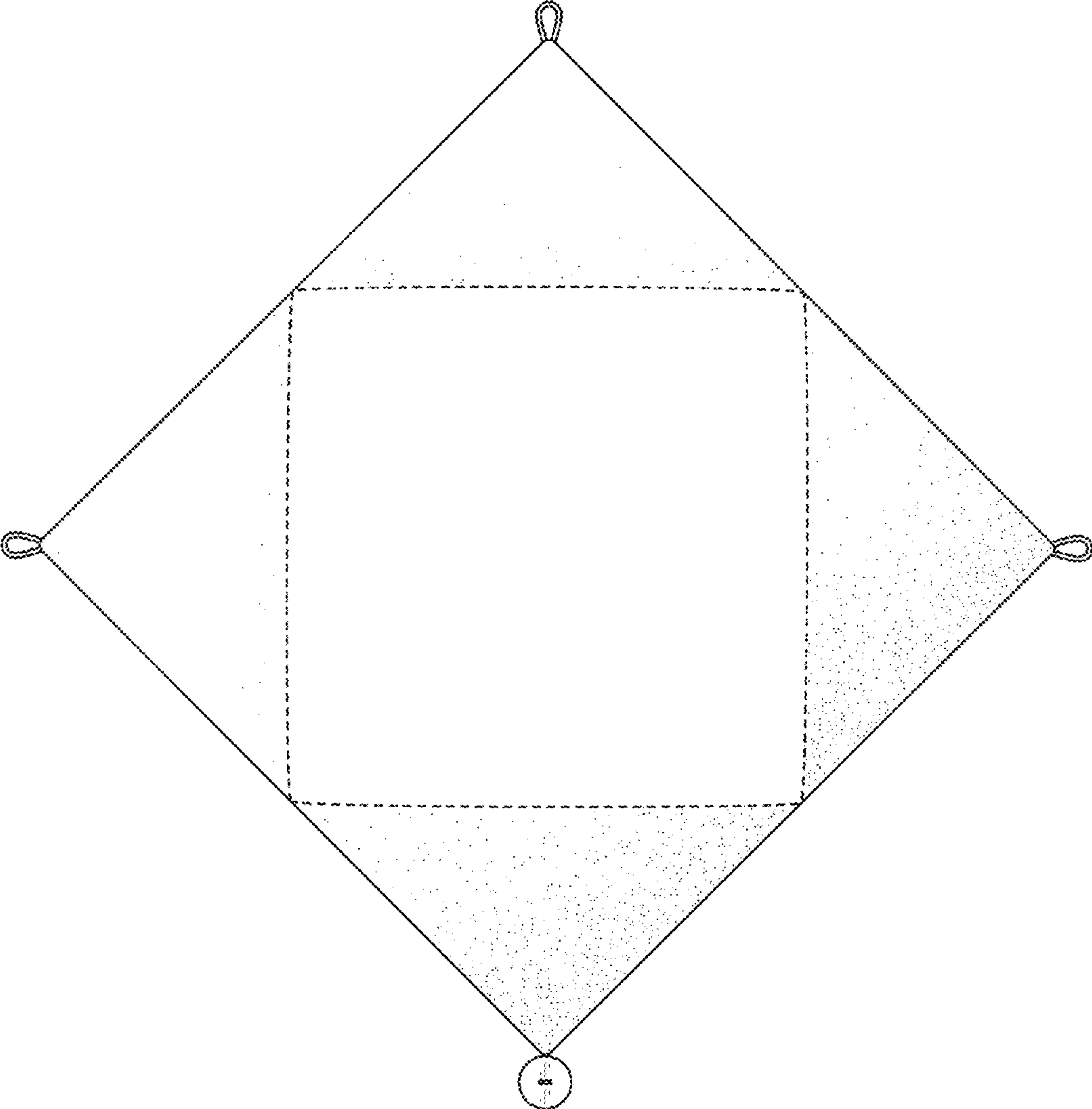


FIG. 1

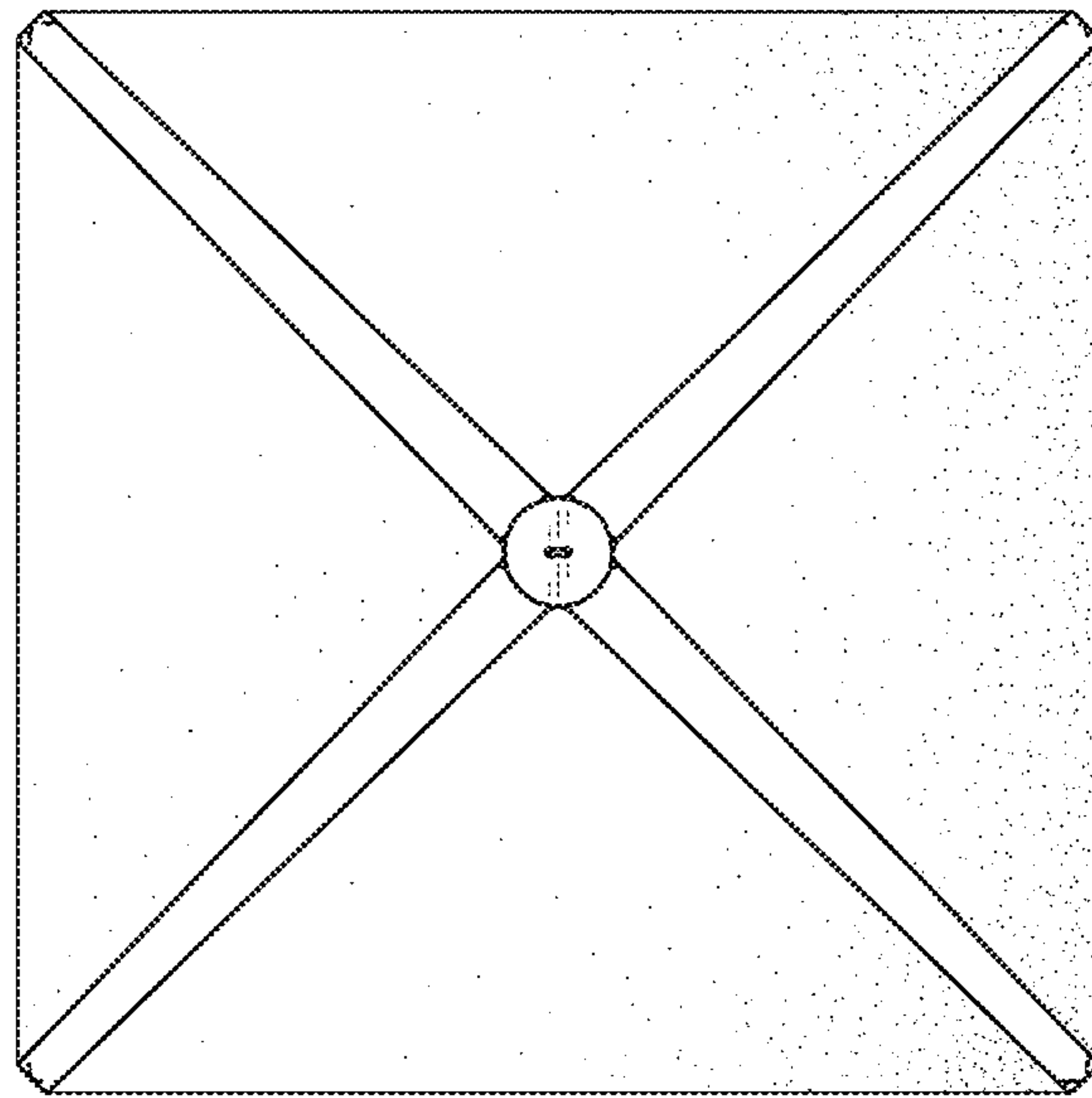


FIG. 2

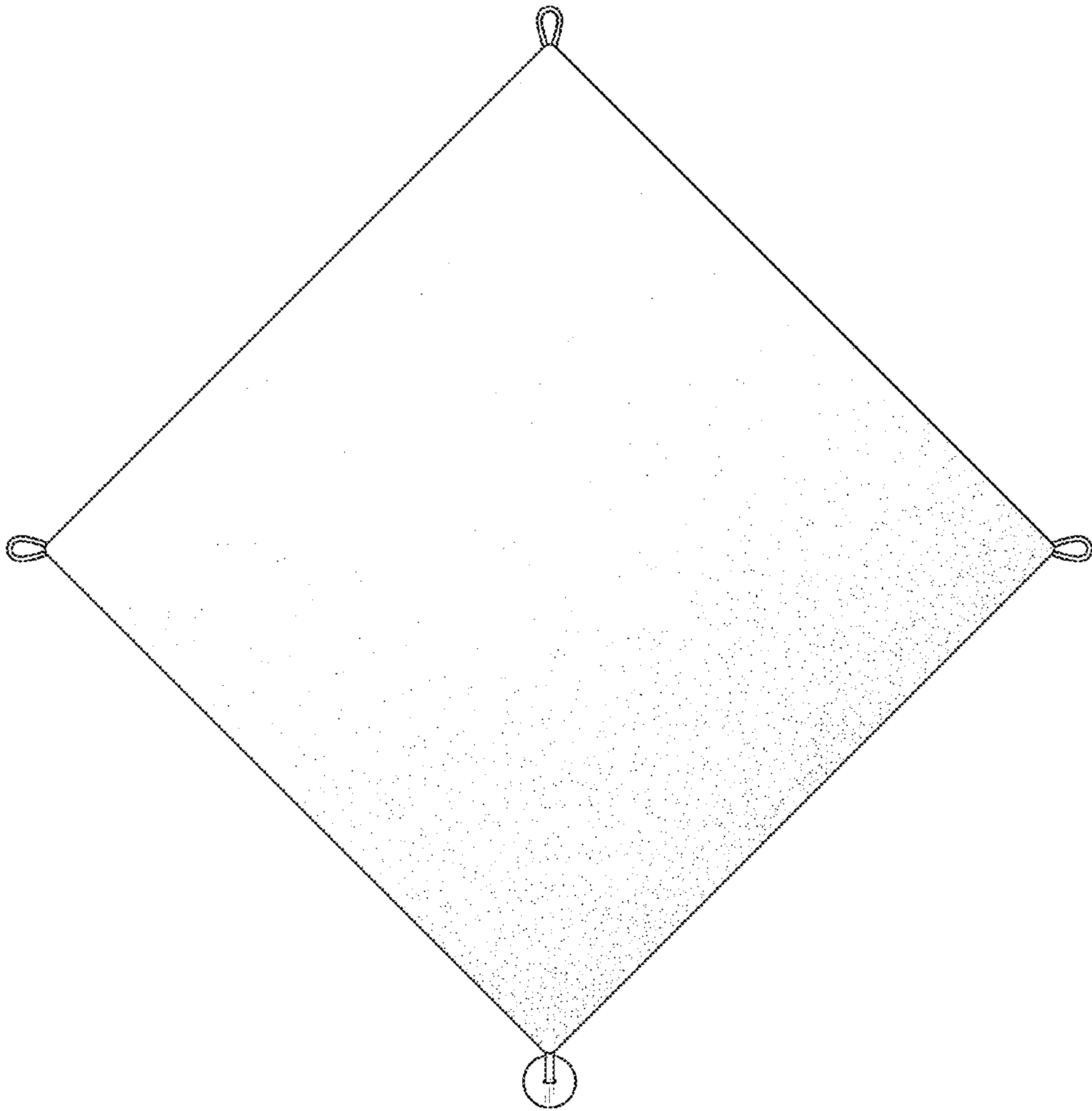


FIG. 3




FIG. 4




FIG. 5

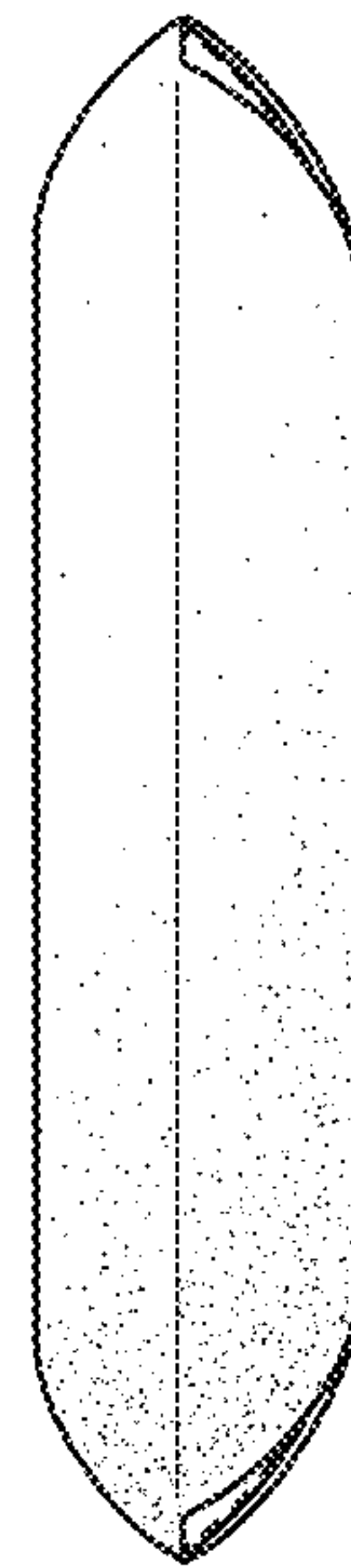


FIG. 6