



US00D724343S

(12) **United States Design Patent**
Sinha

(10) **Patent No.:** **US D724,343 S**
(45) **Date of Patent:** **** Mar. 17, 2015**

(54) **COMBINED INBUILT COMPUTER
KEYBOARD AND LAP DESK**

(76) Inventor: **Manoj Sinha**, Columbus, OH (US)

(**) Term: **14 Years**

(21) Appl. No.: **29/429,941**

(22) Filed: **Aug. 20, 2012**

(51) **LOC (10) Cl.** **06-06**

(52) **U.S. Cl.**
USPC **D6/406.3**

(58) **Field of Classification Search**
USPC D6/406.1, 406.2, 406.3, 406.4, 406.5,
D6/406.6, 310, 339, 419, 420, 449, 511;
D7/545, 550.1, 554.4; D12/426.1;
D19/86, 88, 90, 91, 92; 108/49;
248/444, 451; 281/45; 312/231, 233
See application file for complete search history.

D512,245 S *	12/2005	Bean et al.	D6/406.3
D517,833 S *	3/2006	Jennings	D6/406.5
D538,059 S *	3/2007	Knorpp	D6/406.3
D554,921 S *	11/2007	Gordon et al.	D6/511
D575,077 S *	8/2008	Kessels	D6/406.3
D584,070 S *	1/2009	Jennings	D6/406.3
D588,354 S *	3/2009	Chamberlain	D3/201
7,502,225 B2	3/2009	Solomon et al.	
D609,027 S *	2/2010	Jennings	D6/406.5
D619,823 S *	7/2010	Jennings	D6/406.3
D633,728 S *	3/2011	Fabricatore	D6/406.5
D638,636 S *	5/2011	Chauss et al.	D6/406.3
D641,024 S *	7/2011	Zenri et al.	D14/447
8,000,098 B1	8/2011	Sinha	

(Continued)

Primary Examiner — Kelley Donnelly
(74) *Attorney, Agent, or Firm* — Fraser Clemens Martin & Miller LLC; Jacob M. Werd

(57) **CLAIM**
The ornamental design for a combined inbuilt computer keyboard and lap desk, as shown and described.

(56) **References Cited**

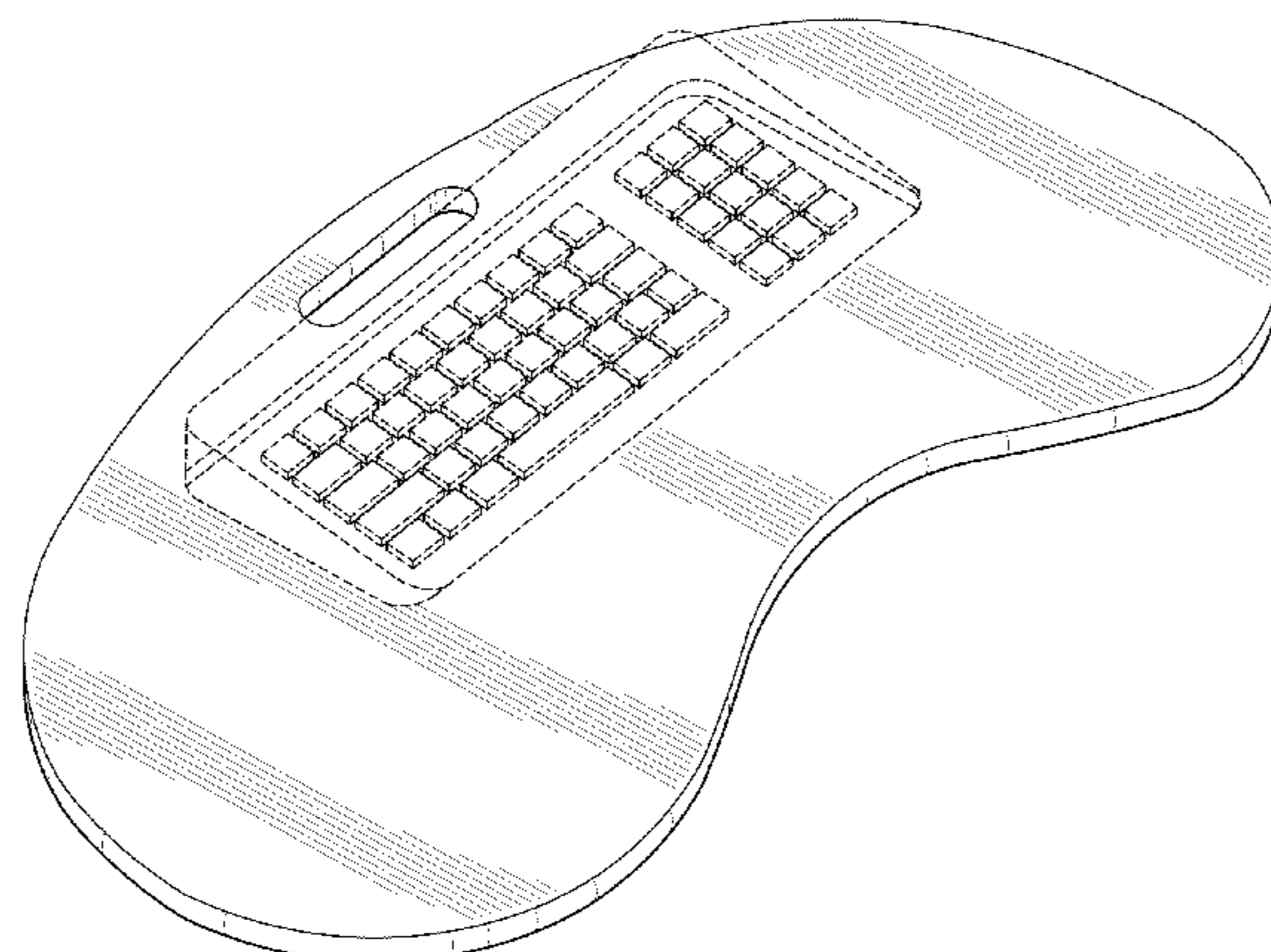
U.S. PATENT DOCUMENTS

2,255,654 A *	9/1941	Davis et al.	248/444
2,309,800 A *	2/1943	Uline	297/423.28
4,512,607 A *	4/1985	Rapp	297/153
5,081,936 A *	1/1992	Drieling	108/43
D349,731 S *	8/1994	Leveen et al.	D19/88
5,604,663 A	2/1997	Shin et al.	
D387,623 S *	12/1997	Brooks	D7/553.8
5,825,612 A *	10/1998	Aubuchon et al.	361/679.08
5,862,933 A *	1/1999	Neville	220/17.1
6,041,715 A *	3/2000	Jarke et al.	108/43
6,045,108 A *	4/2000	Cziraky	248/454
D430,458 S *	9/2000	Kellermann	D7/566
D443,434 S *	6/2001	Tinsley	D6/406.4
6,359,994 B1	3/2002	Markow et al.	
D472,728 S *	4/2003	Harris et al.	D6/406.3
D479,417 S *	9/2003	Couture et al.	D6/511
D483,971 S *	12/2003	Barlow-Lawson	D6/511
D499,575 S *	12/2004	Chan	D6/406.3
D500,082 S *	12/2004	Rosado	D19/65
D504,264 S *	4/2005	Galeazzi et al.	D6/555

DESCRIPTION

FIG. 1 is a top perspective view of a combined inbuilt computer keyboard and lap desk;
FIG. 2 is a bottom perspective view of the combined inbuilt computer keyboard and lap desk of FIG. 1;
FIG. 3 is a top plan view of the combined inbuilt computer keyboard and lap desk of FIG. 1;
FIG. 4 is a bottom plan view of the combined inbuilt computer keyboard and lap desk of FIG. 1;
FIG. 5 is a front elevational view thereof;
FIG. 6 is a rear elevational view thereof;
FIG. 7 is a right side elevational view thereof; and,
FIG. 8 is a left side elevational view thereof.
The ornamental design which is claimed is shown in solid lines in the drawings. Any broken lines in the drawings are for illustrative purposes only and form no part of the claimed design.

1 Claim, 5 Drawing Sheets



US D724,343 S

Page 2

(56)

References Cited

U.S. PATENT DOCUMENTS

D645,675 S * 9/2011 Rice et al. D6/406.3
D653,873 S * 2/2012 Chauss et al. D6/406.3

D681,645 S * 5/2013 Meadows et al. D14/447
D692,437 S * 10/2013 Sugino et al. D14/447
D705,531 S * 5/2014 Johnson D3/201
D710,980 S * 8/2014 Pollard, Jr. D23/308

* cited by examiner

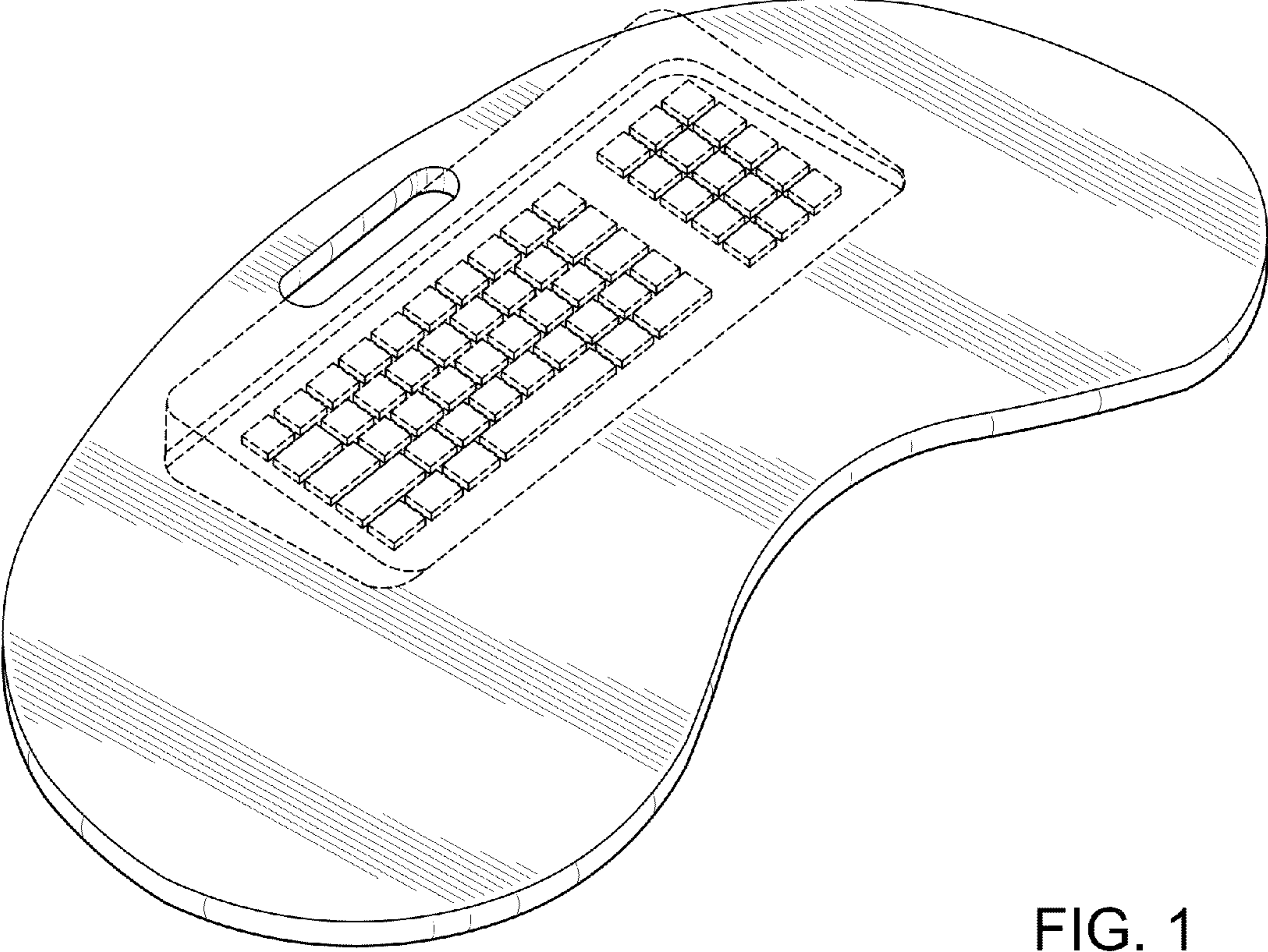


FIG. 1

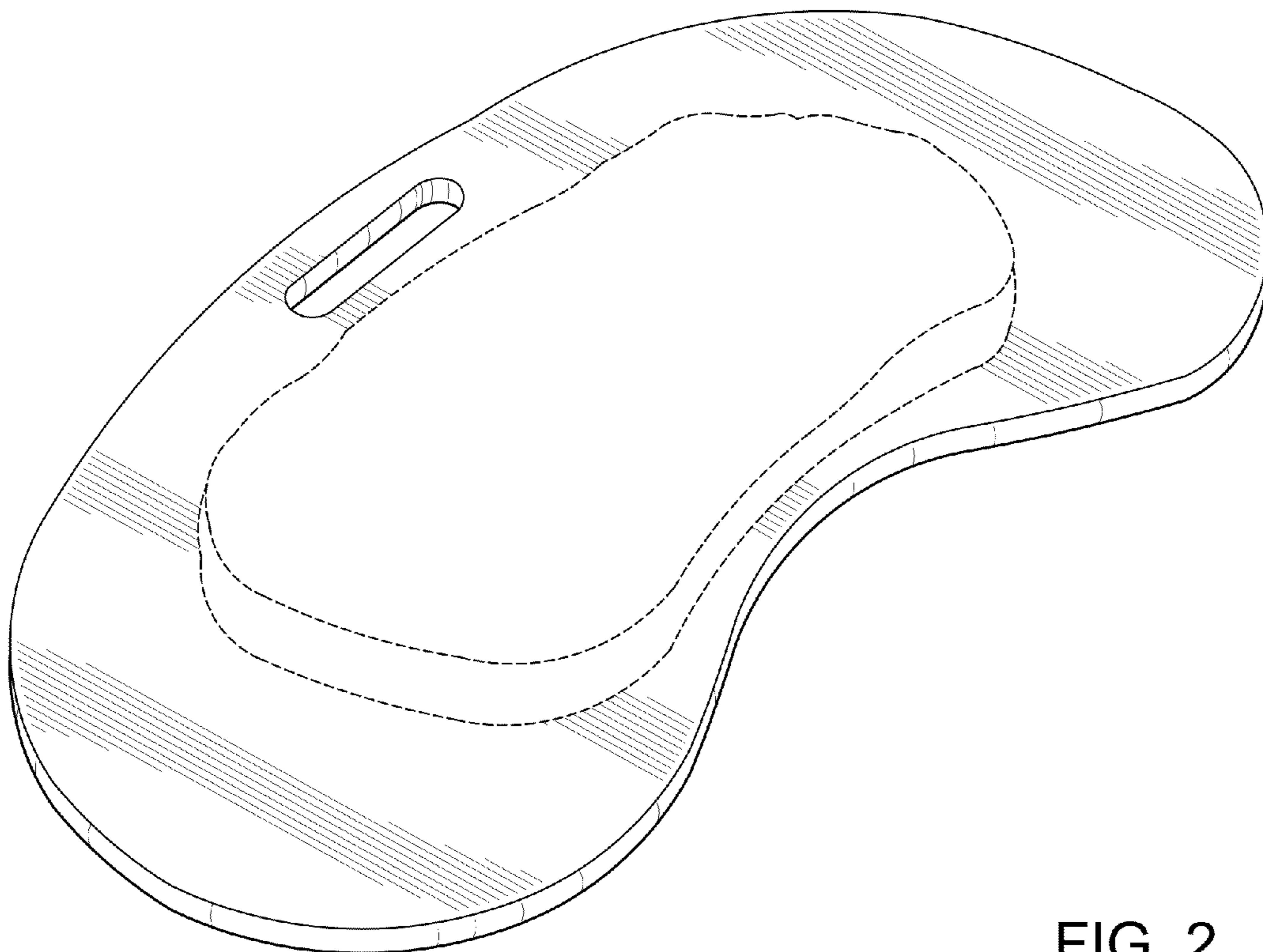


FIG. 2

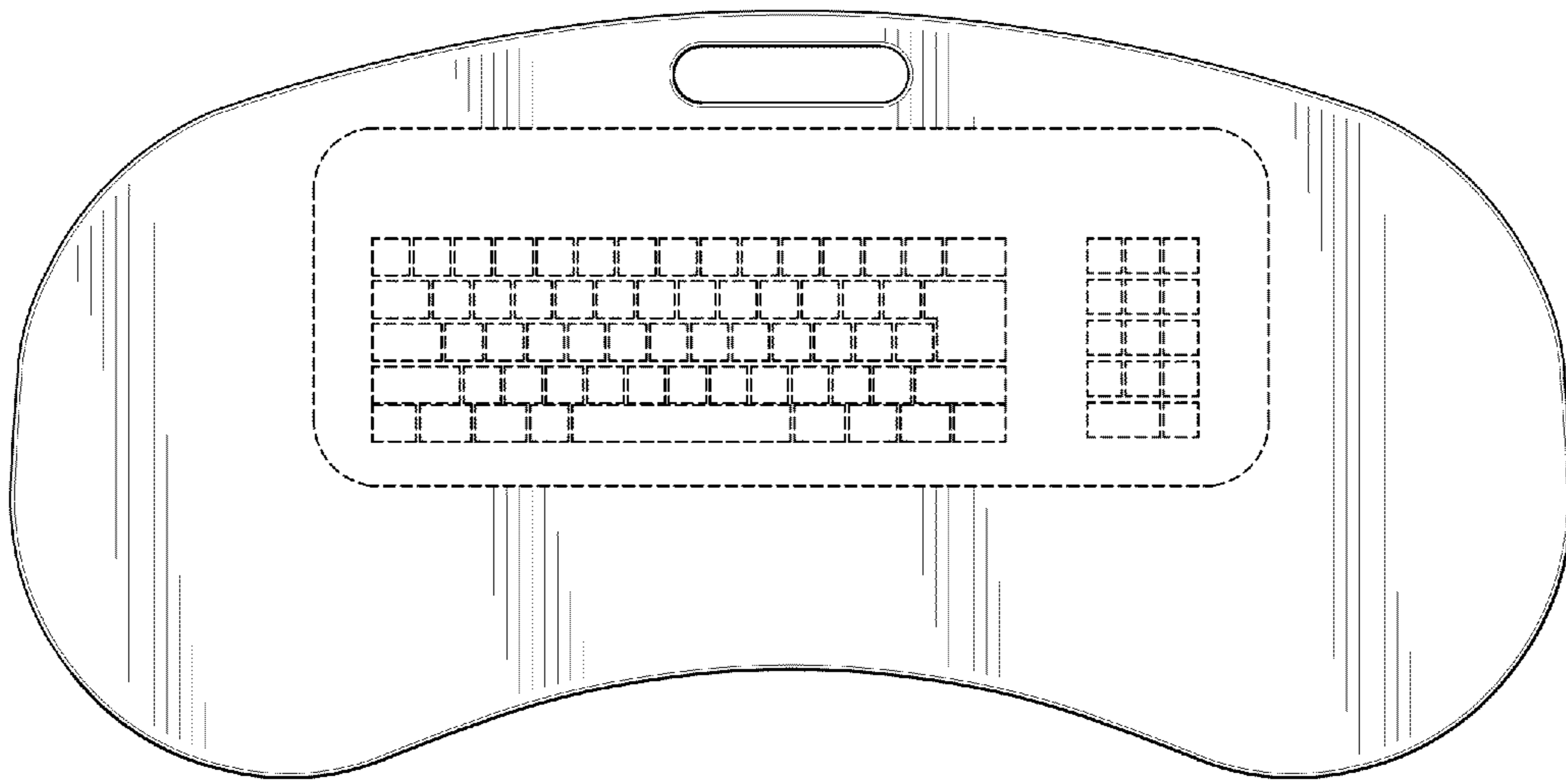


FIG. 3

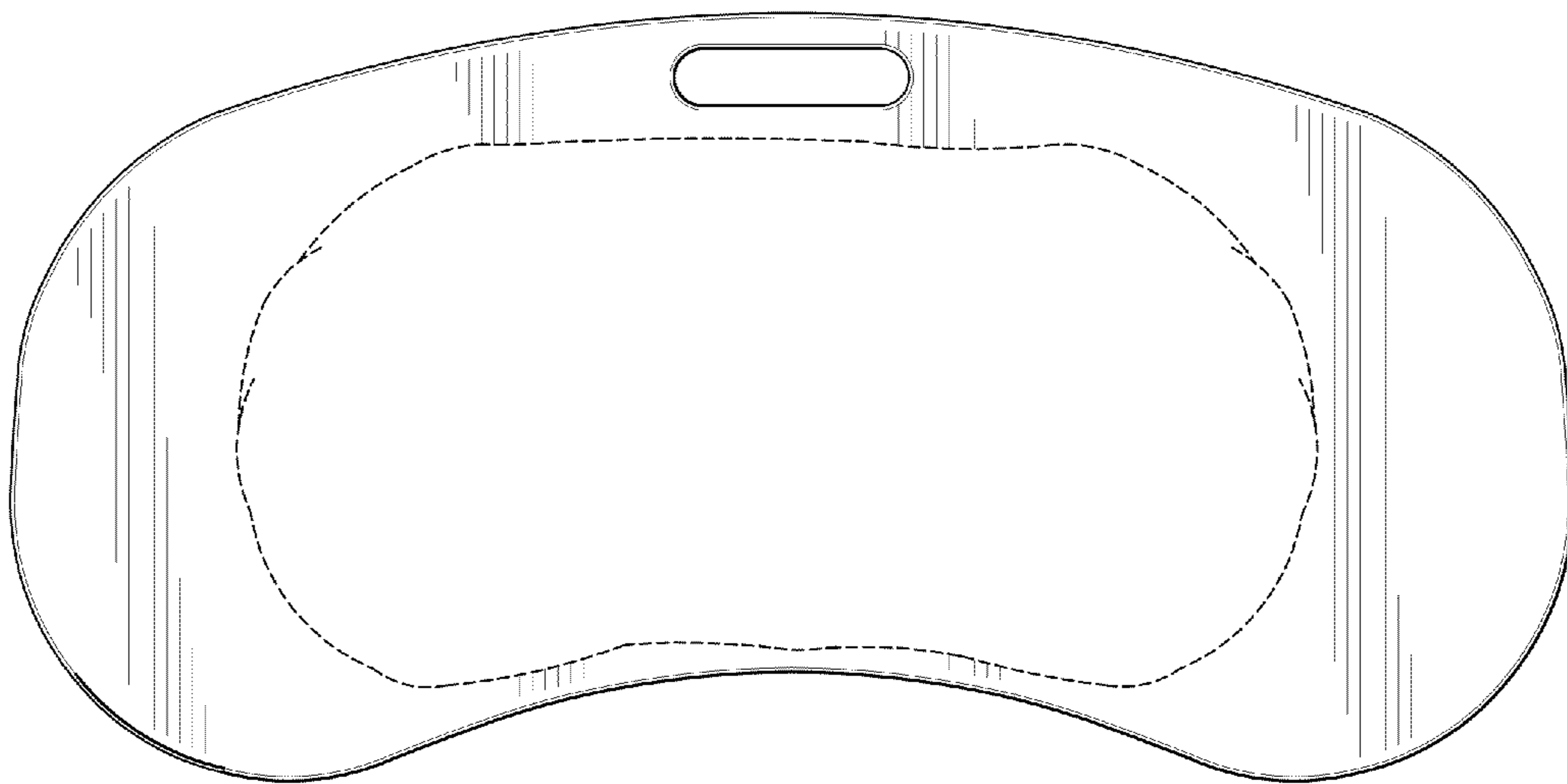


FIG. 4

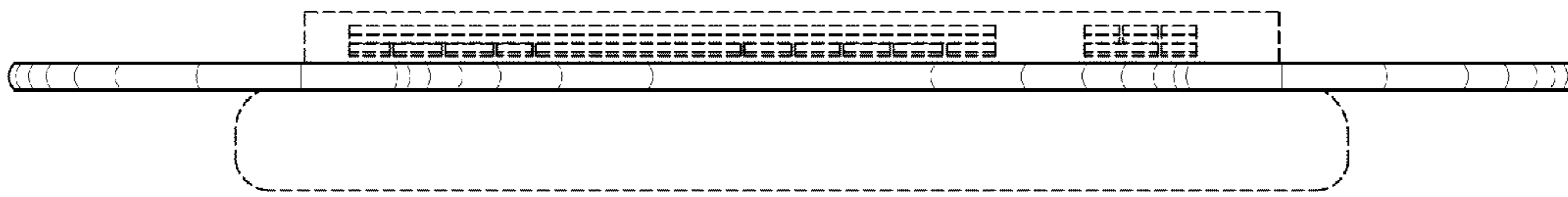


FIG. 5




FIG. 6

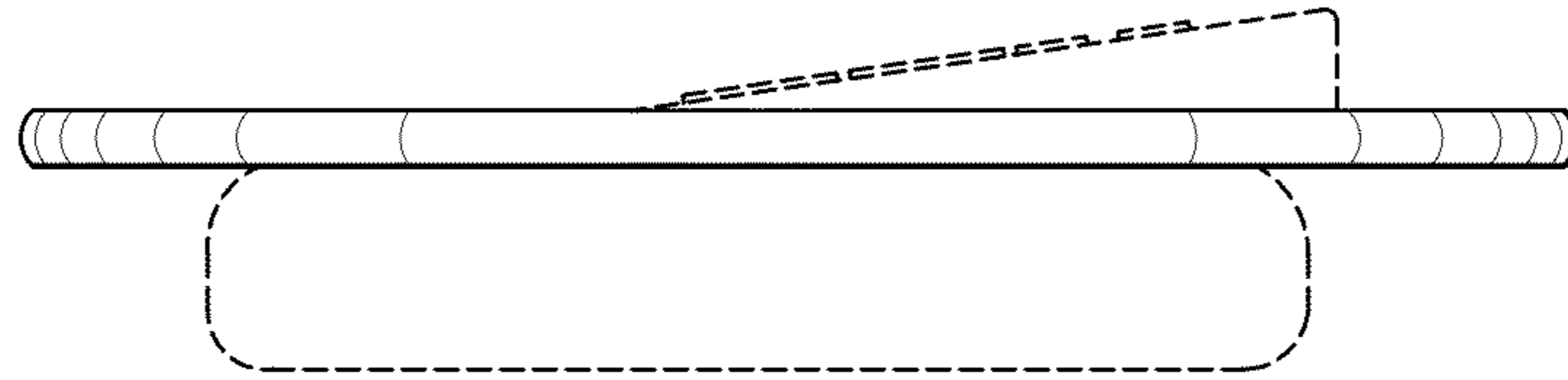


FIG. 7

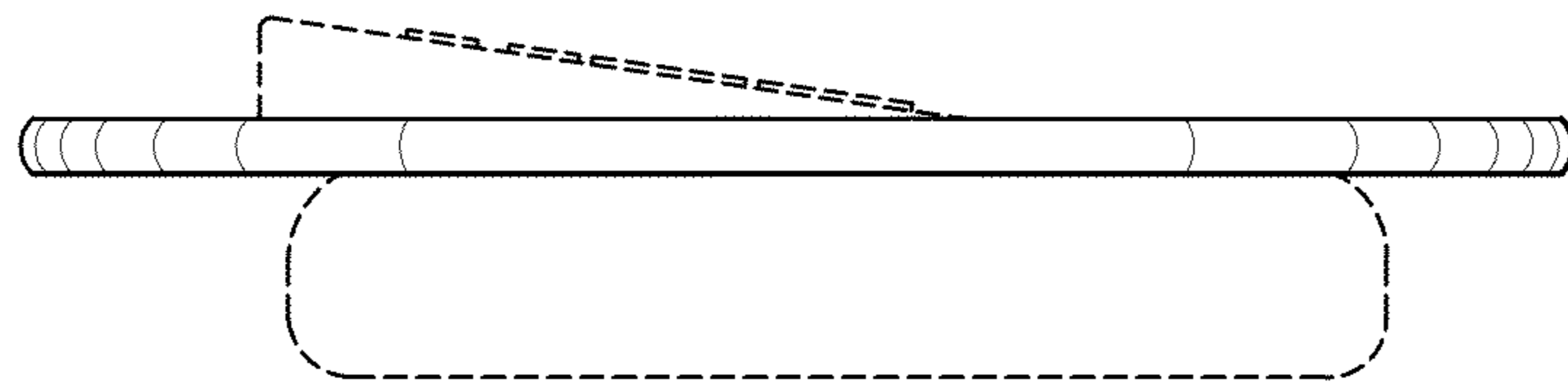


FIG. 8