



US00D724322S

(12) **United States Design Patent**
Fausto

(10) **Patent No.:** **US D724,322 S**
(45) **Date of Patent:** **** Mar. 17, 2015**

(54) **ELECTOMAGNETIC SHIELD FOR A WALLET**

7,719,425 B2 5/2010 Colby
D631,658 S * 2/2011 Jacovides et al. D3/247
8,462,519 B2 * 6/2013 Bayar et al. 361/816

(71) Applicant: **James A. Fausto**, Randolph, NJ (US)

* cited by examiner

(72) Inventor: **James A. Fausto**, Randolph, NJ (US)

Primary Examiner — Holly Baynham

(**) Term: **14 Years**

(57) **CLAIM**

(21) Appl. No.: **29/457,736**

The ornamental design for an electromagnetic shield for a wallet, as shown and described.

(22) Filed: **Jun. 12, 2013**

DESCRIPTION

(51) **LOC (10) Cl.** **03-01**

(52) **U.S. Cl.**
USPC **D3/318**

(58) **Field of Classification Search**
USPC D3/318; 150/130, 132, 136-137, 147;
361/818

See application file for complete search history.

FIG. 1 is a front elevation view of an electromagnetic shield for a wallet showing my new design, the opposite side being a mirror image of the shown;
FIG. 2 is a right side elevation view thereof, the opposite side being a mirror image of the shown;
FIG. 3 is a top plan view thereof, the opposite side being a mirror image of the shown; and,
FIG. 4 is an isometric view thereof.

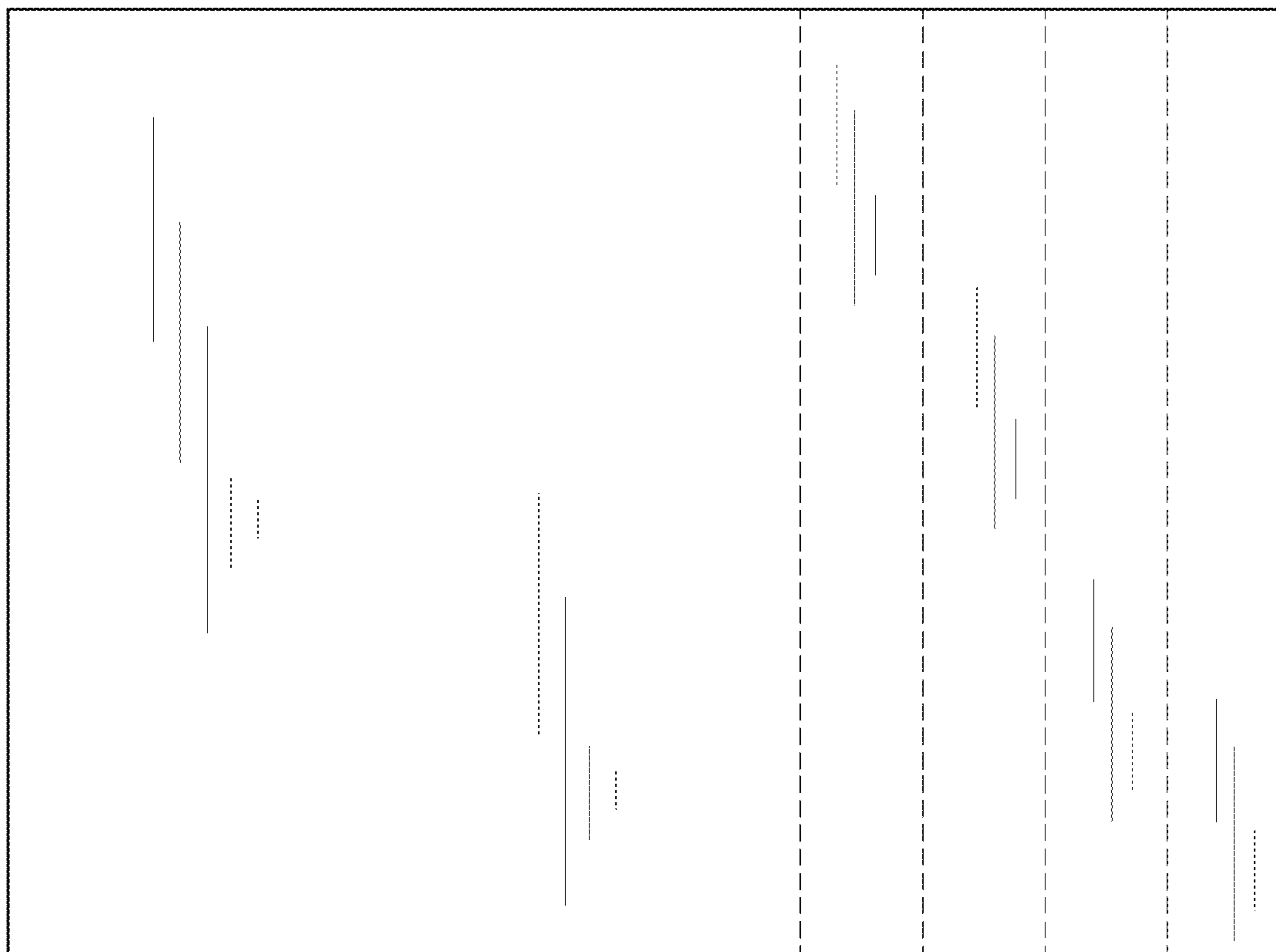
The dot-dashed broken lines representing a wallet are for the purposes of illustrating environment and form no part of the claimed design. The evenly spaced broken lines represent removable sections and are part of the claimed design.

(56) **References Cited**

U.S. PATENT DOCUMENTS

D266,884 S 11/1982 Bauman
D410,769 S * 6/1999 Dorizas D3/201
7,482,925 B2 1/2009 Hammad et al.
D610,346 S * 2/2010 Eriksen et al. D3/247

1 Claim, 2 Drawing Sheets






FIG. 2




FIG. 1



FIG. 3

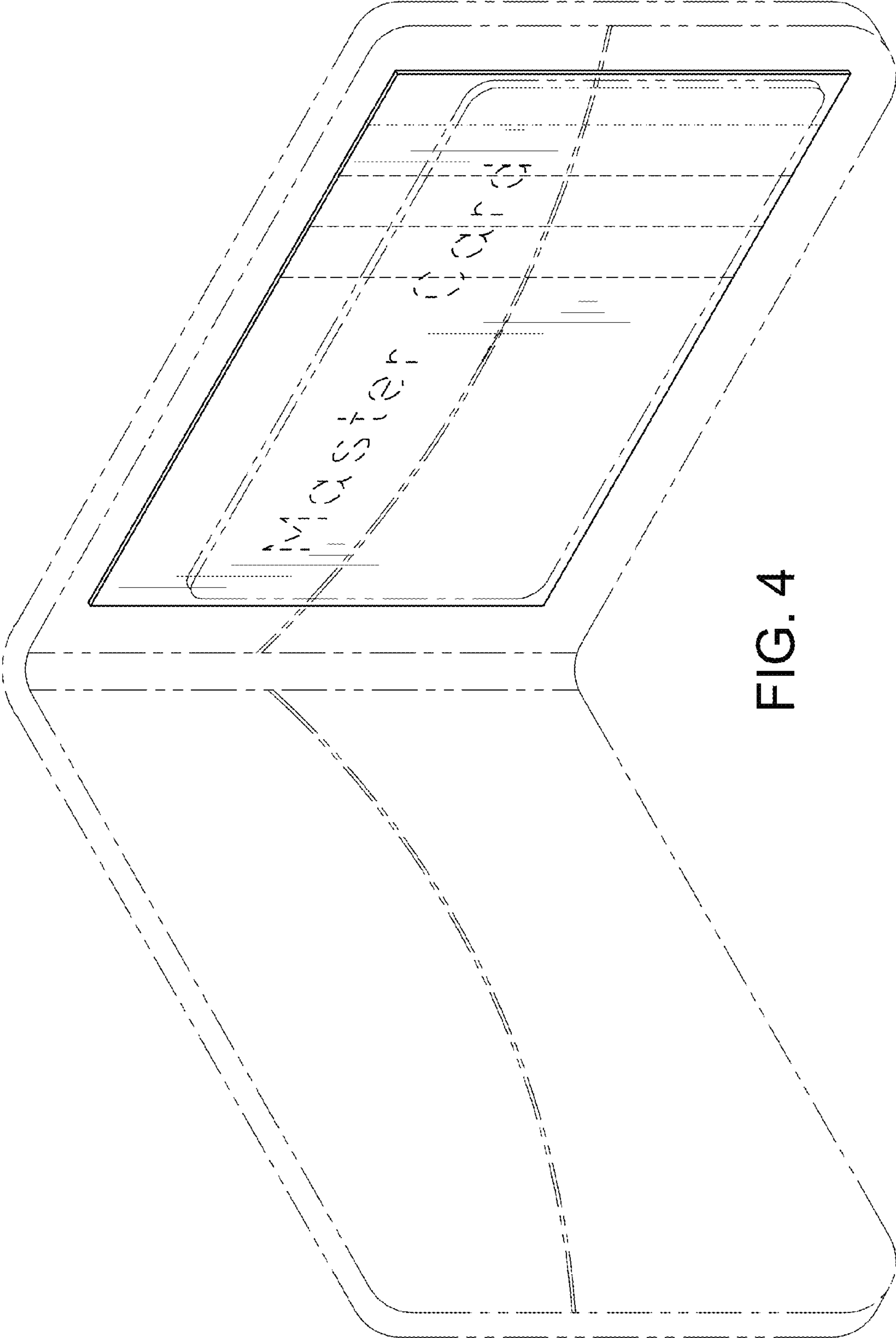


FIG. 4