



US00D724320S

(12) **United States Design Patent**
Russell et al.

(10) **Patent No.:** **US D724,320 S**
(45) **Date of Patent:** **** Mar. 17, 2015**

- (54) **STORAGE CONTAINER**
- (71) Applicant: **Suncast Technologies, LLC**, Palm Beach Gardens, FL (US)
- (72) Inventors: **Brian Russell**, Evergreen Park, IL (US); **Torrence Anderson**, Overland Park, KS (US); **Michael Thuma**, La Grange, IL (US); **Michael Vogler**, Oswego, IL (US)
- (73) Assignee: **Suncast Technologies, LLC**, Palm Beach Gardens, FL (US)
- (**) Term: **14 Years**
- (21) Appl. No.: **29/436,270**
- (22) Filed: **Nov. 2, 2012**
- (51) **LOC (10) Cl.** **03-01**
- (52) **U.S. Cl.**
USPC **D3/273; D3/294**
- (58) **Field of Classification Search**
USPC **D3/272, 273, 294, 277, 284, 276, 905, D3/282; D25/16, 33; 52/79.1; D6/667, D6/336; 220/4.28, 4.01, 810; D8/859; D7/605**
See application file for complete search history.

(56) **References Cited**

U.S. PATENT DOCUMENTS

D321,090 S	*	10/1991	Dickinson	D3/294
D321,091 S	*	10/1991	Dickinson	D3/294
D364,468 S	*	11/1995	Maple	D25/16
D365,154 S	*	12/1995	Maple	D25/16
D393,724 S	*	4/1998	Sagol	D25/16

D421,181 S	*	2/2000	Tisbo et al.	D3/273
D429,418 S	*	8/2000	Tisbo et al.	D3/272
D444,626 S	*	7/2001	Anderson et al.	D3/273
D510,802 S	*	10/2005	Sagol	D3/273
7,028,859 B2	*	4/2006	Moon et al.	220/4.28
D577,511 S	*	9/2008	Anderson et al.	D6/440
D593,773 S	*	6/2009	Richardson	D6/440
D627,968 S	*	11/2010	Brunner	D3/281
D658,374 S	*	5/2012	Anderson et al.	D3/273
D668,048 S	*	10/2012	Vilkomirski et al.	D3/281
D694,522 S	*	12/2013	Horovitz	D3/281
8,689,992 B2	*	4/2014	Anderson et al.	220/4.01
2004/0200832 A1	*	10/2004	Moon et al.	220/4.28
2007/0138172 A1	*	6/2007	Richardson et al.	220/4.01
2008/0157571 A1	*	7/2008	Richardson	297/188.1
2012/0199600 A1	*	8/2012	Anderson et al.	220/810

* cited by examiner

Primary Examiner — Jennifer Rivard

(74) *Attorney, Agent, or Firm* — McHale & Slavin P.A.

(57) **CLAIM**

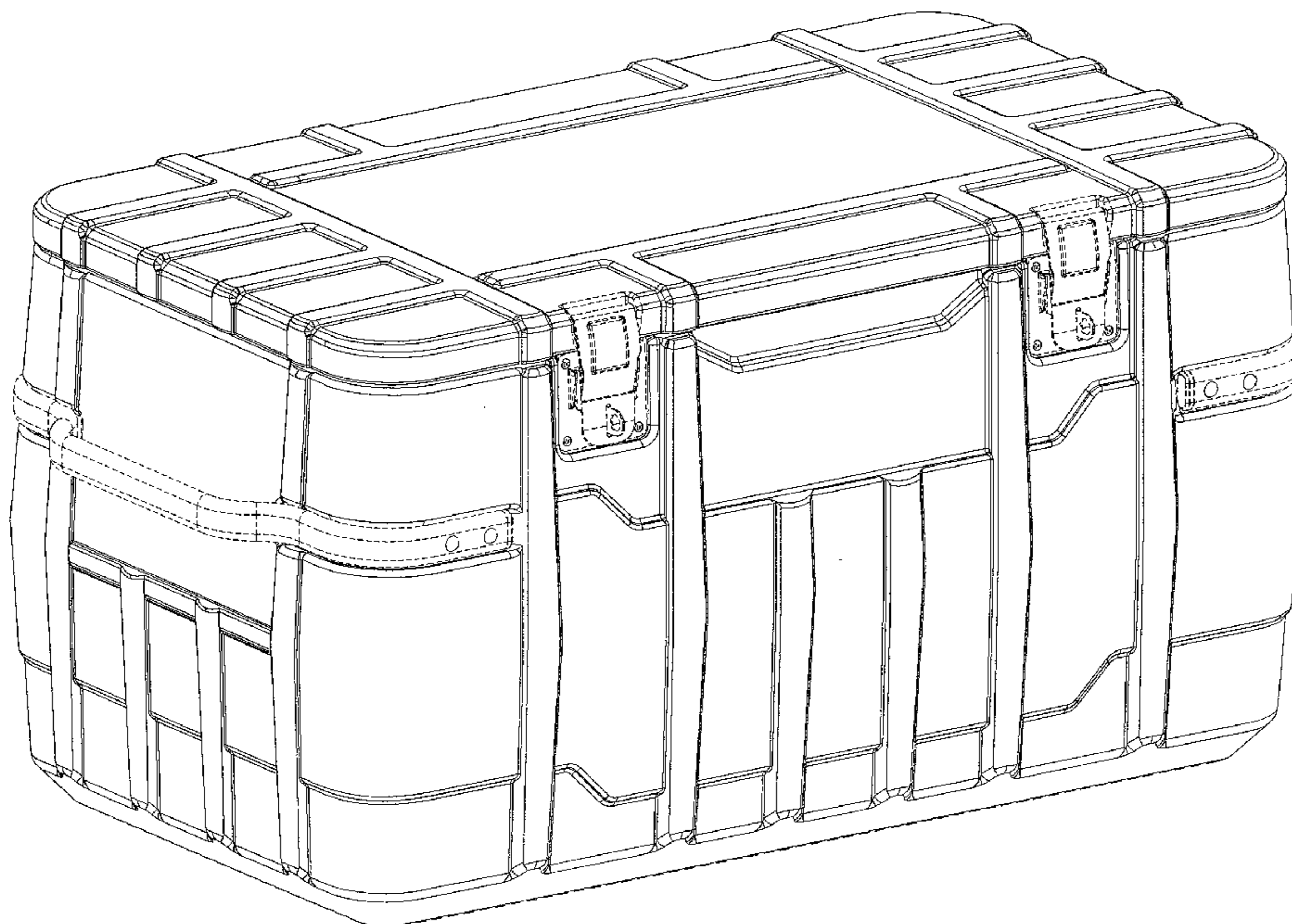
The ornamental design for a storage container, as shown and described.

DESCRIPTION

FIG. 1 is a front left perspective view of the storage container of the instant invention;
 FIG. 2 is a front view thereof;
 FIG. 3 is a rear view thereof;
 FIG. 4 is a left side view thereof;
 FIG. 5 is a right side view thereof; and,
 FIG. 6 is a top view thereof.

The portions of the figures illustrated in broken lines depict portions of the storage container that are not part of the claimed subject matter.

1 Claim, 6 Drawing Sheets



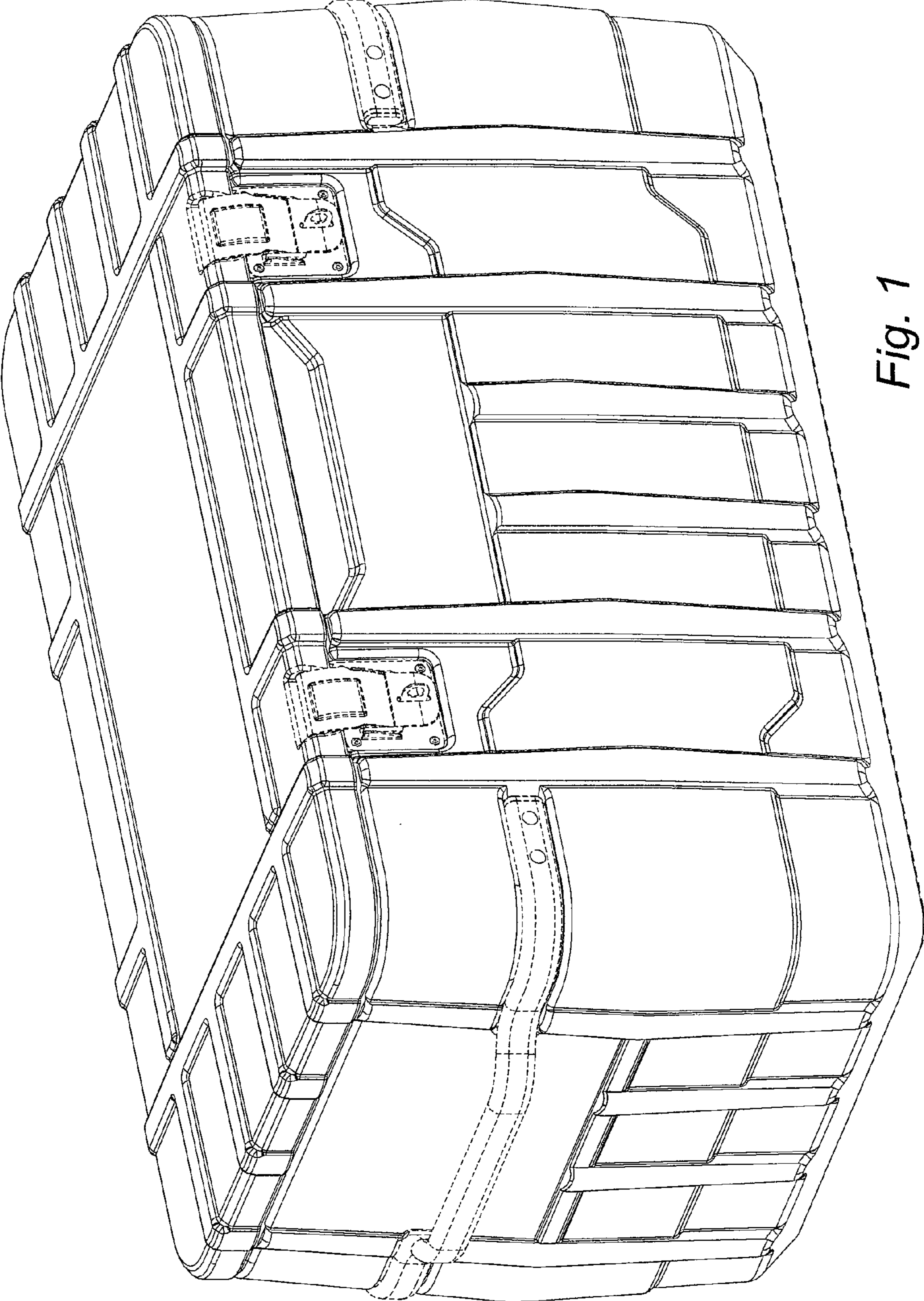


Fig. 1

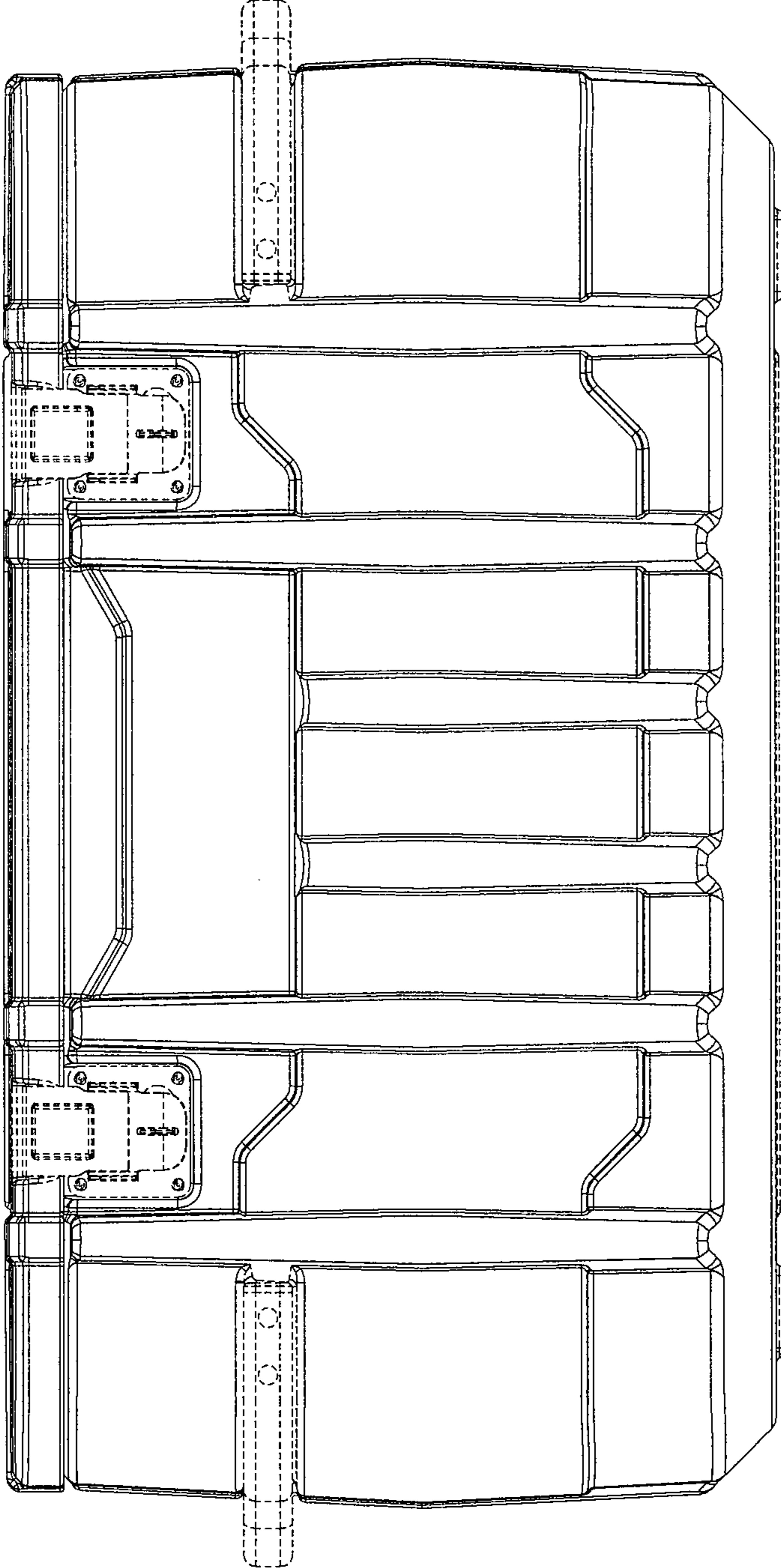


Fig. 2

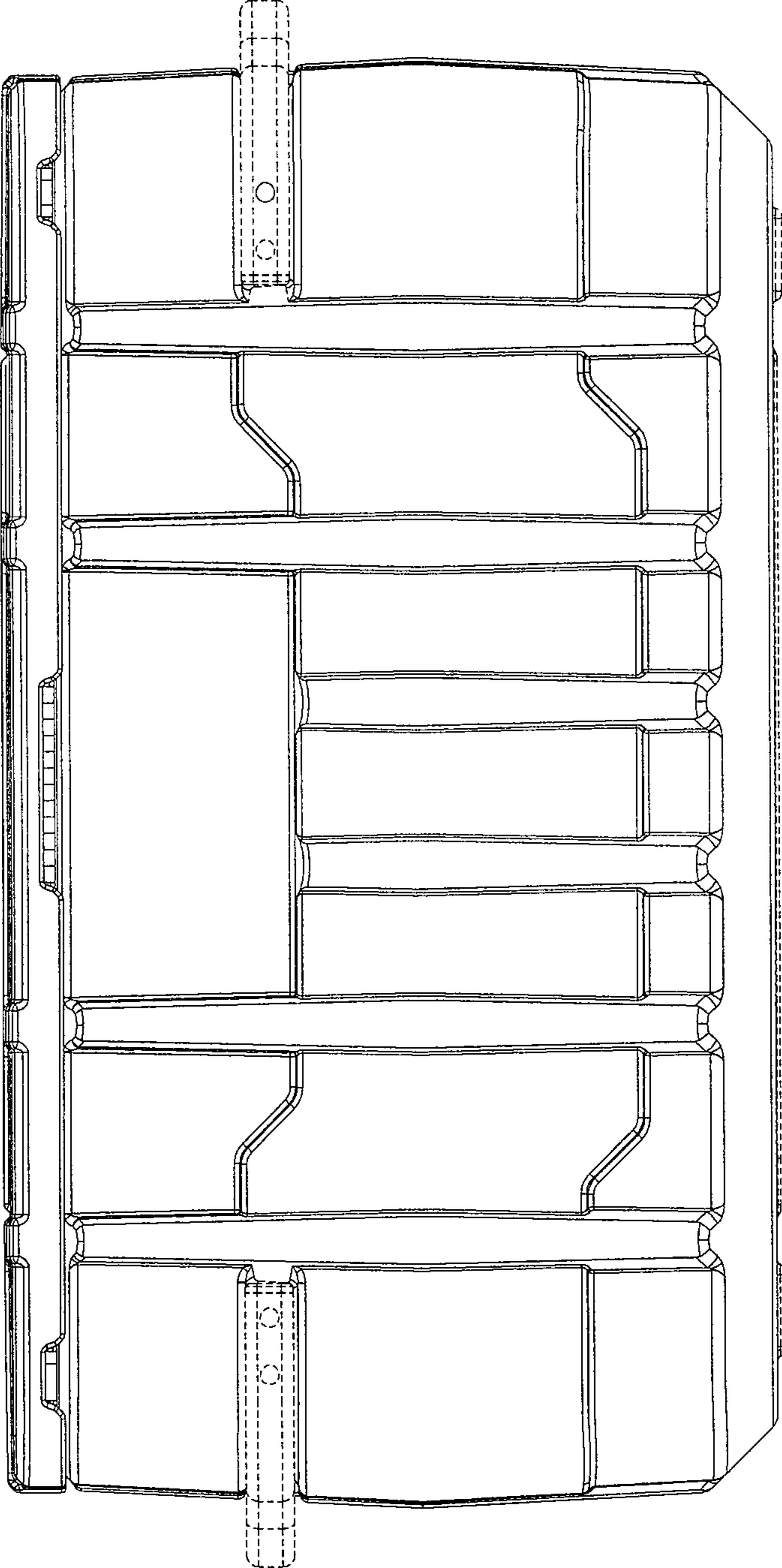


Fig. 3

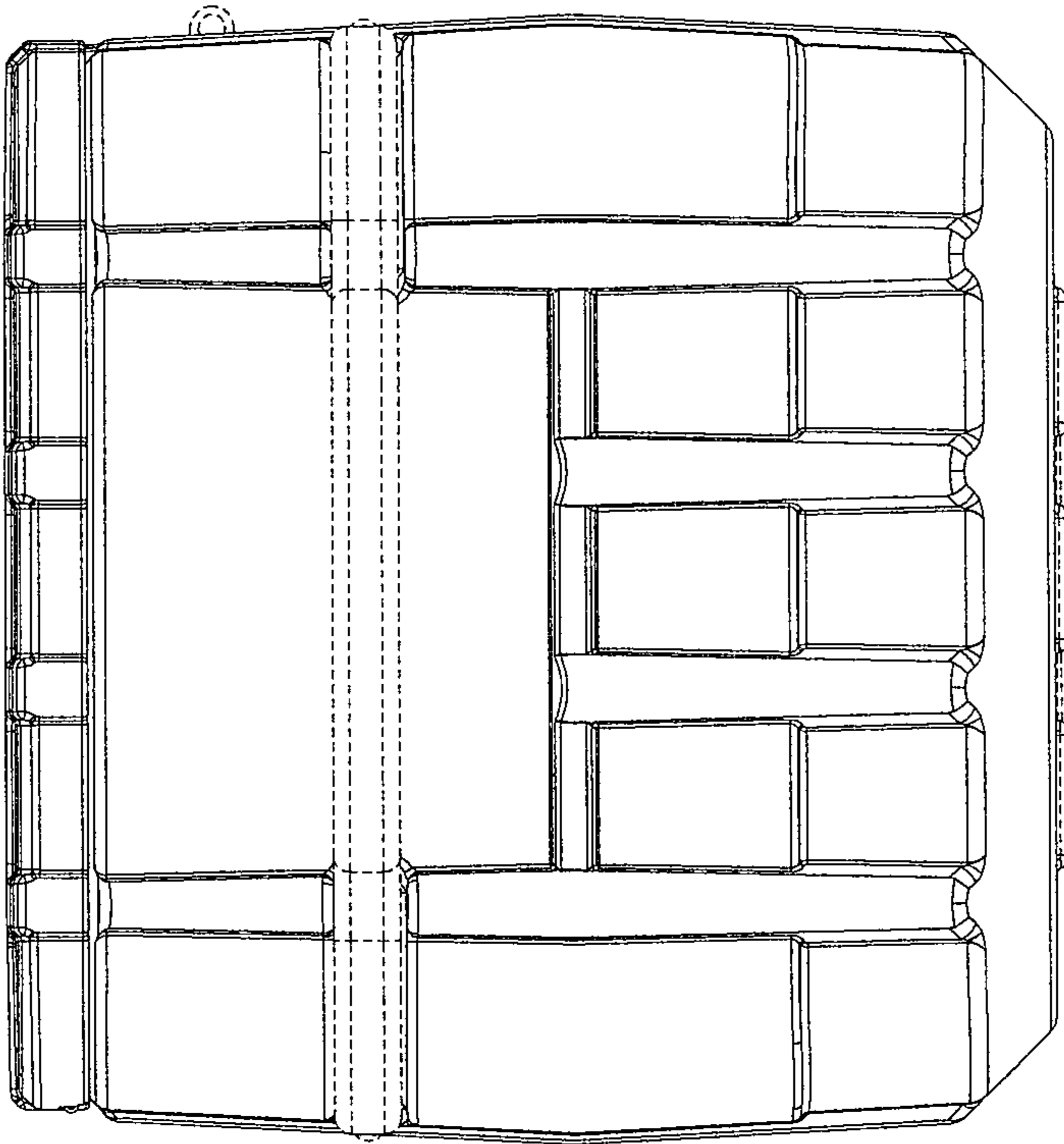


Fig. 4

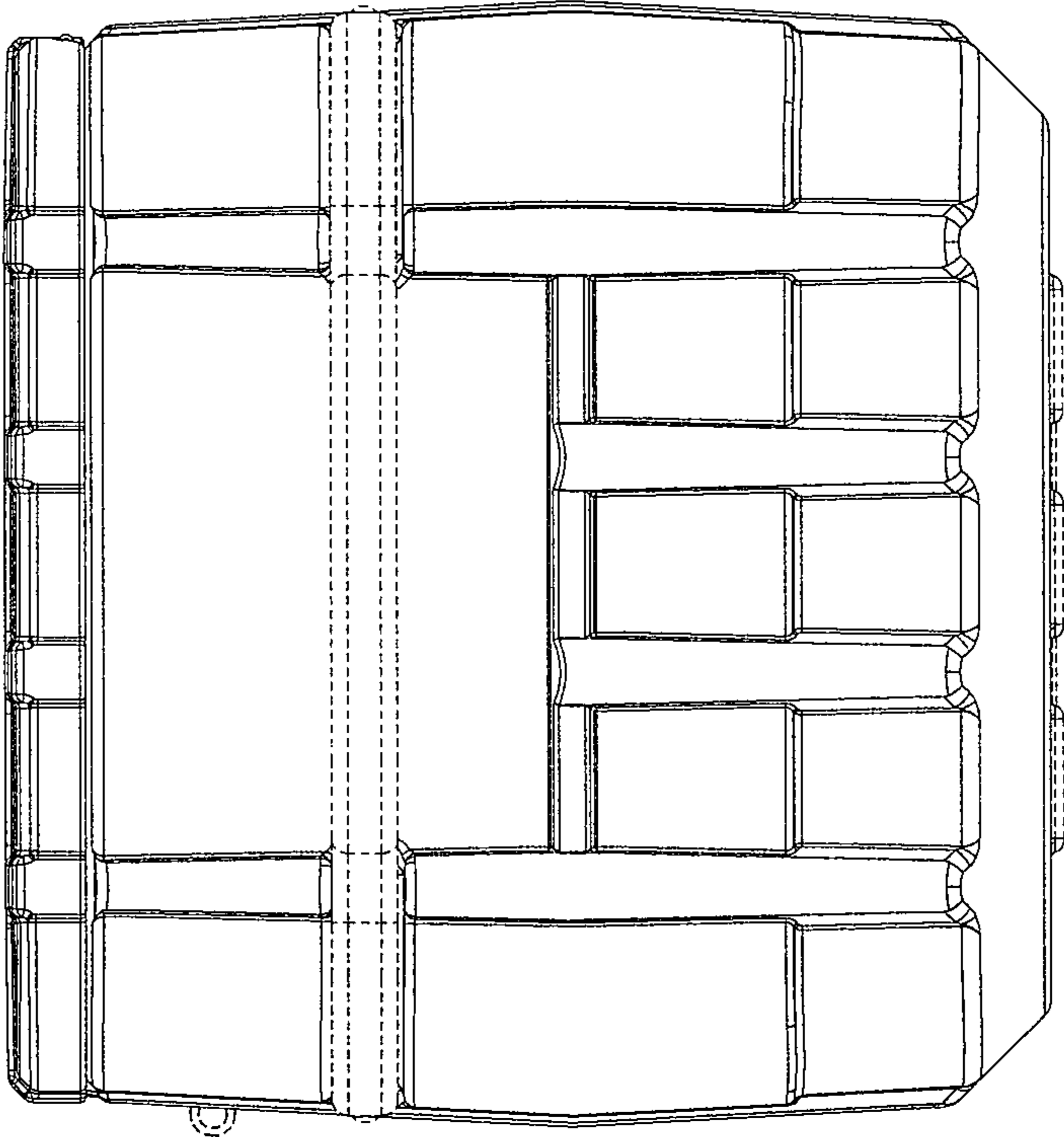


Fig. 5

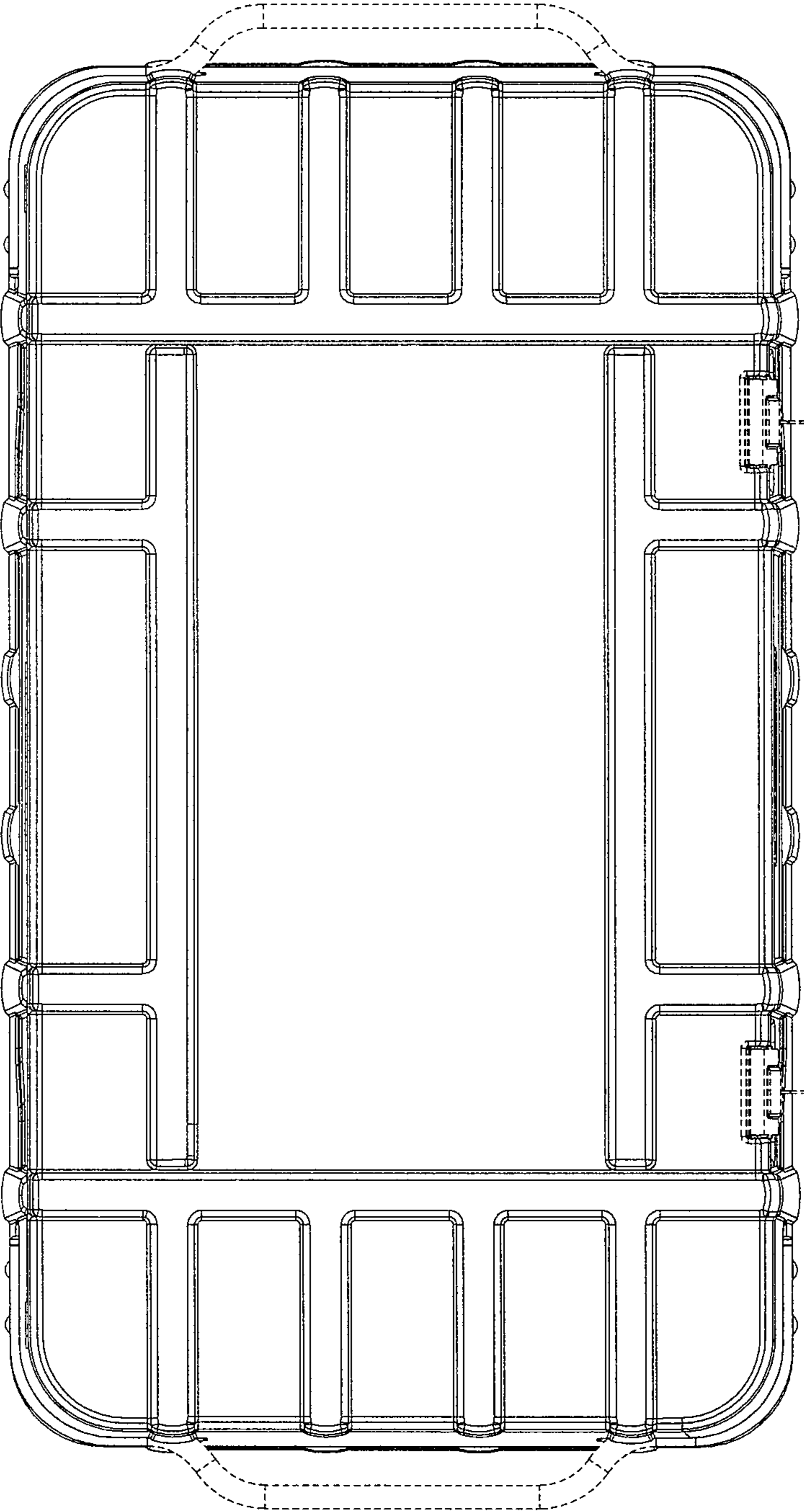


Fig. 6