



US00D724310S

(12) **United States Design Patent**  
**Dong**

(10) **Patent No.:** **US D724,310 S**  
(45) **Date of Patent:** **\*\* Mar. 17, 2015**

(54) **COVER FOR A HANDSET**

(76) Inventor: **Shuyuan Dong**, Qingdao (CN)

(\*\*) Term: **14 Years**

(21) Appl. No.: **29/425,073**

(22) Filed: **Jun. 20, 2012**

(30) **Foreign Application Priority Data**

Dec. 21, 2011 (CN) ..... 2011 3 0492771

(51) **LOC (10) Cl.** ..... **03-01**

(52) **U.S. Cl.**  
USPC ..... **D3/218**

(58) **Field of Classification Search**  
USPC ..... D3/218, 201, 247, 269, 273, 301, 303;  
D14/250-253, 440, 203.3-203.7, 217,  
D14/496, 248, 238.1, 240, 447; 455/575.1,  
455/575.8; 206/305, 320

See application file for complete search history.

(56) **References Cited**

U.S. PATENT DOCUMENTS

D651,205 S \* 12/2011 Soekoro ..... D14/250  
D674,380 S \* 1/2013 Soekoro ..... D14/250  
D684,356 S \* 6/2013 Pegg ..... D3/218  
D687,026 S \* 7/2013 Ruvolo ..... D14/250

\* cited by examiner

*Primary Examiner* — Catheri Oliver-Garcia


(57) **CLAIM**

The ornamental design for a cover for a handset, as shown and described.

**DESCRIPTION**

FIG. 1 is a front elevation view of the cover for a handset showing my new design;  
FIG. 2 is a rear elevation view thereof;  
FIG. 3 is a right side view thereof;  
FIG. 4 is a left side view thereof;  
FIG. 5 is a top plan view thereof;  
FIG. 6 is a bottom plan view thereof; and,  
FIG. 7 is a front perspective view.

**1 Claim, 7 Drawing Sheets**



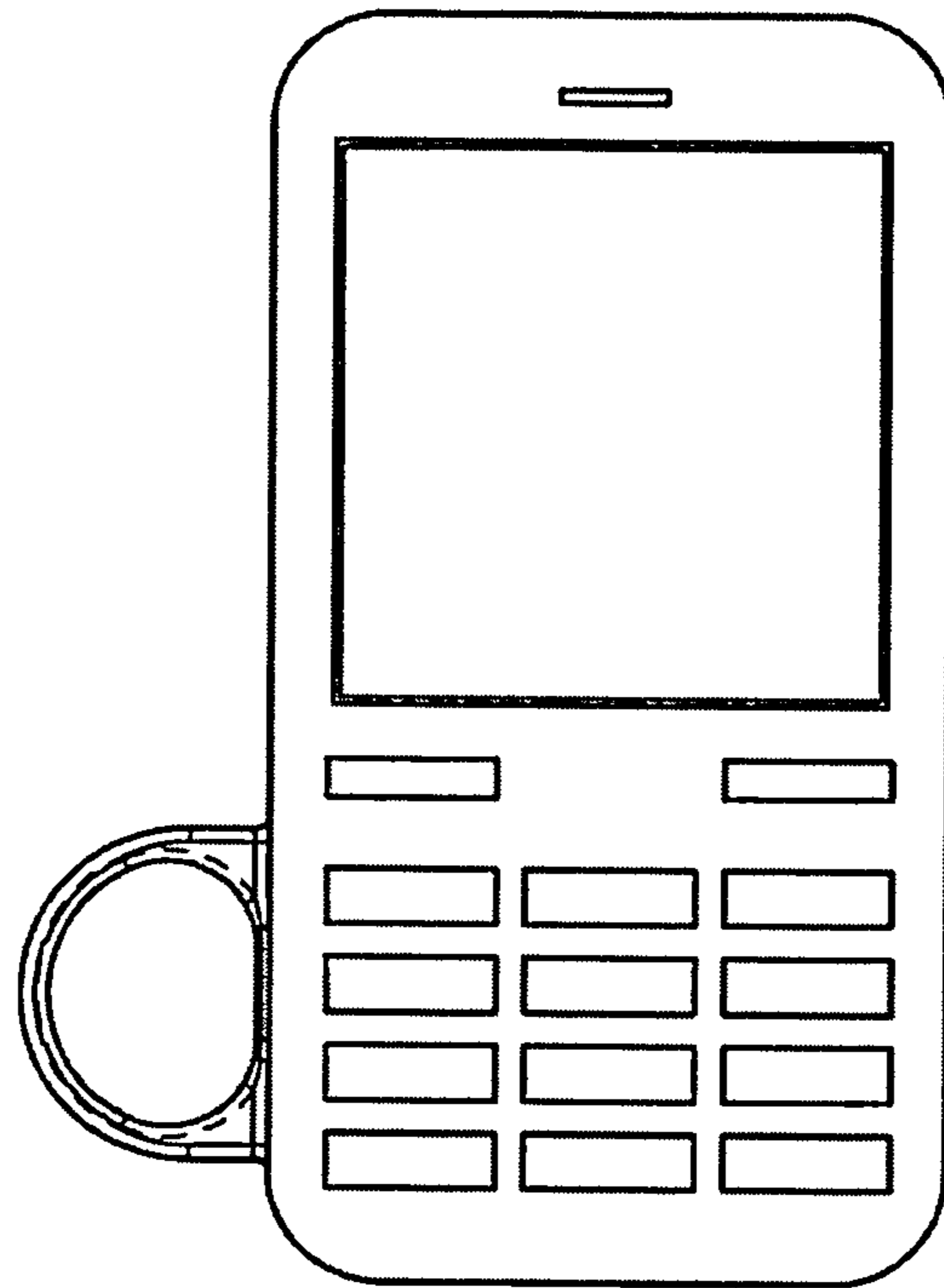


Fig. 1

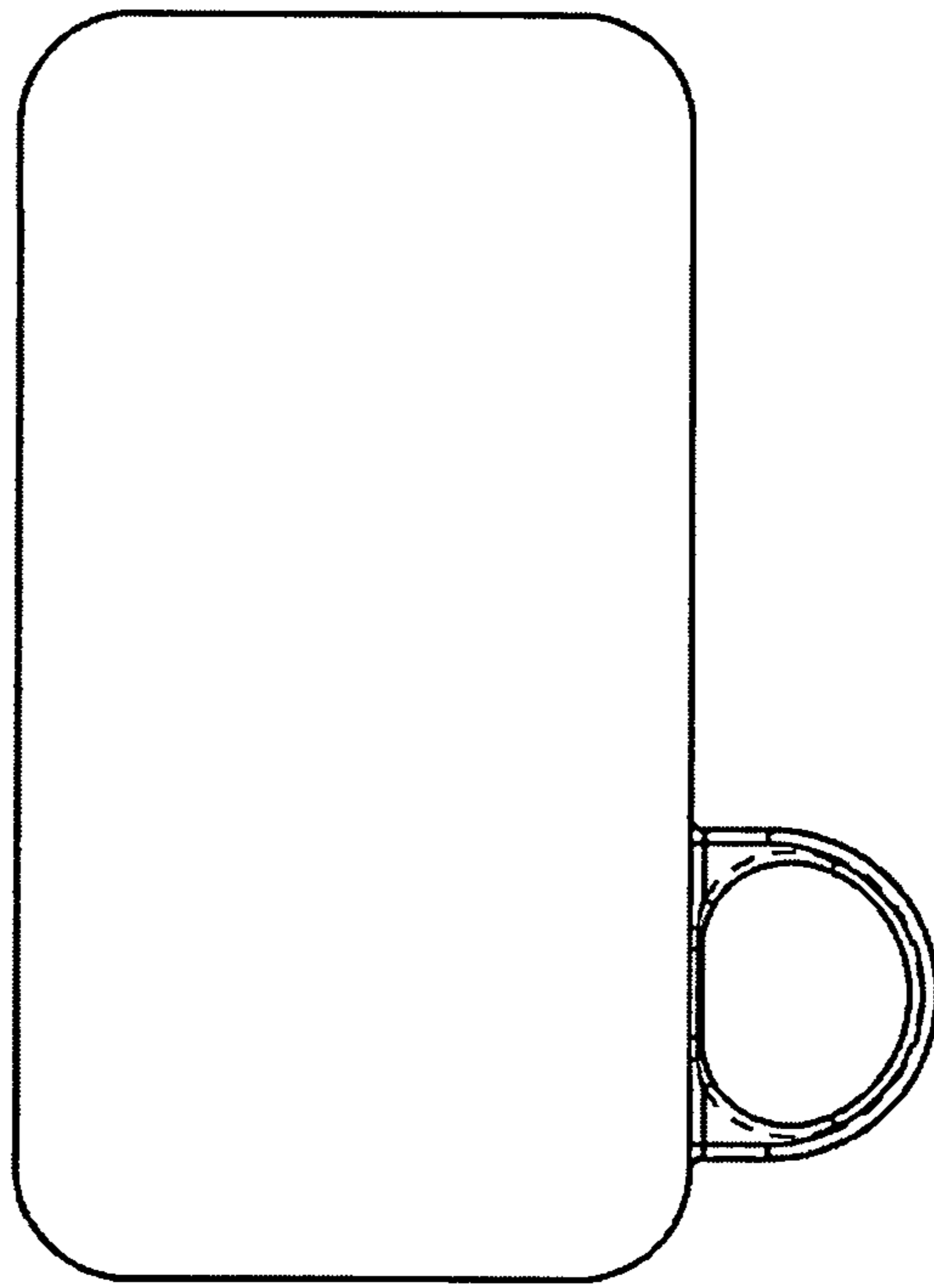


Fig. 2



Fig. 3




Fig. 4



Fig. 5



Fig. 6




Fig. 7