



US00D724309S

(12) **United States Design Patent**
Ma

(10) **Patent No.:** **US D724,309 S**
(45) **Date of Patent:** **** Mar. 17, 2015**

(54) **UMBRELLA BASE**

(76) Inventor: **Oliver Joen-an Ma**, Arcadia, CA (US)

(**) Term: **14 Years**

(21) Appl. No.: **29/425,487**

(22) Filed: **Jun. 22, 2012**

(30) **Foreign Application Priority Data**

Dec. 29, 2011 (CN) 2011 3 0505208

(51) **LOC (10) Cl.** **03-01**

(52) **U.S. Cl.**
USPC **D3/10**

(58) **Field of Classification Search**
USPC D3/5, 10; 135/15.1, 33.2, 20.1
See application file for complete search history.

(56) **References Cited**

U.S. PATENT DOCUMENTS

2,952,471	A	9/1960	Thorpe	
3,025,058	A	3/1962	Brumfield	
4,591,126	A	5/1986	Berney	
D286,116	S *	10/1986	Tegze	D6/495
D305,702	S	1/1990	Taliani et al.	
5,283,595	A	2/1994	Krukovsky	
D350,041	S *	8/1994	Schwarzli	D6/495
5,636,649	A	6/1997	Horvath	
6,367,494	B1	4/2002	Tung	
6,446,930	B1	9/2002	Li	
D470,305	S	2/2003	Clarke	
6,637,717	B2	10/2003	Li	
D485,055	S	1/2004	Taylor	
6,682,055	B1	1/2004	Tomlinson et al.	
6,869,058	B2	3/2005	Tung	
D516,297	S	3/2006	Smith et al.	
7,140,581	B1	11/2006	White	
D573,786	S *	7/2008	Smith et al.	D3/10
D578,749	S	10/2008	Ng	

7,513,479	B2	4/2009	Li	
7,641,165	B2	1/2010	Li	
D617,041	S *	6/2010	Shi	D26/142
D697,705	S	1/2014	Ma	
2004/0069922	A1	4/2004	Wu	
2006/0054206	A1	3/2006	Bilotti	
2007/0080277	A1	4/2007	Chen	
2010/0147341	A1	6/2010	Li	

FOREIGN PATENT DOCUMENTS

DE 202006002271 U1 6/2006

OTHER PUBLICATIONS

Activa Leisure, 2010 Product Catalog.
Treasure Garden, 2010 Product Catalog.

* cited by examiner

Primary Examiner — John Windmuller
(74) *Attorney, Agent, or Firm* — Knobbe Martens Olson & Bear LLP

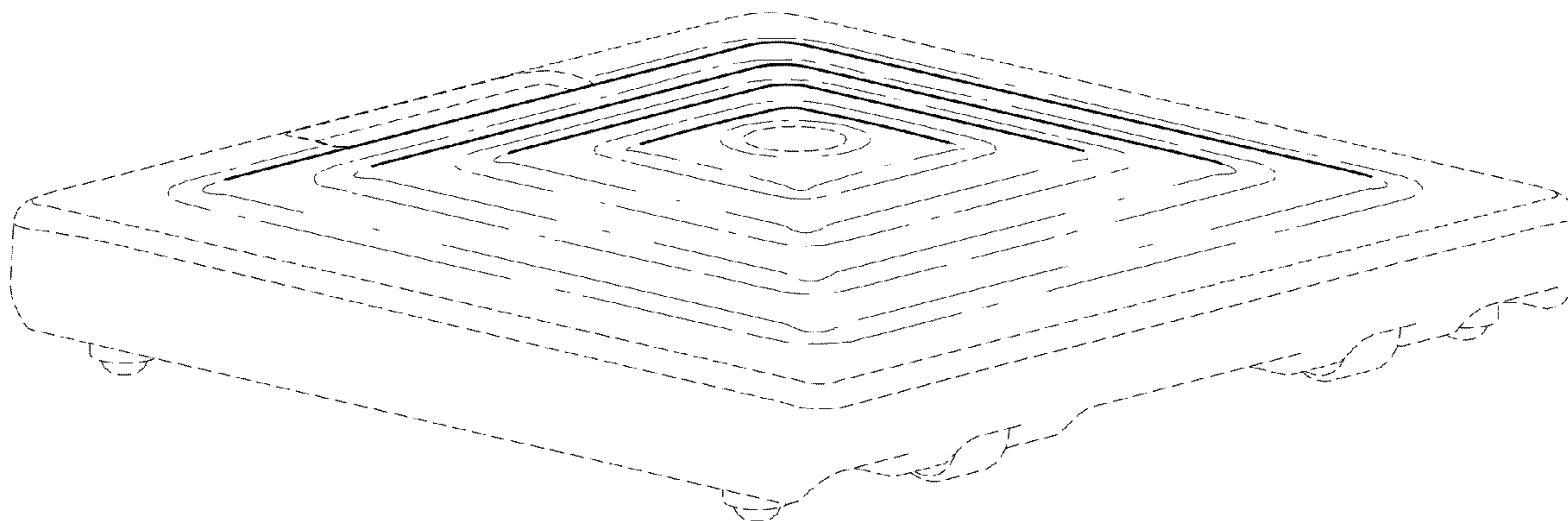
(57) **CLAIM**

The ornamental design for an umbrella base, as shown and described.

DESCRIPTION

FIG. 1 is a perspective view of an embodiment of an umbrella base showing a new design; FIG. 2 is a top view of the design of FIG. 1; FIG. 3 is a front view of the design of FIG. 1; FIG. 4 is a rear view of the design of FIG. 1; FIG. 5 is a right side view of the design of FIG. 1; and, FIG. 6 is a left side view of the design of FIG. 1. Phantom lining and/or broken lines, where utilized, are for illustration purposes only and form no part of the claimed design.

1 Claim, 3 Drawing Sheets



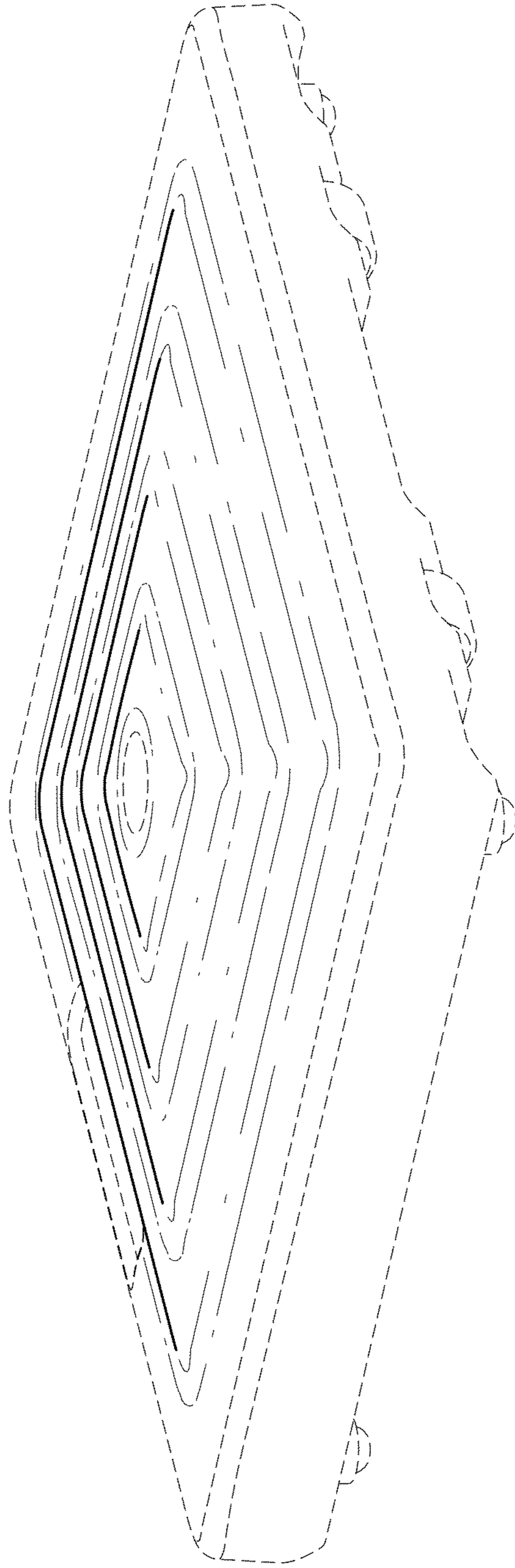


FIG. 1

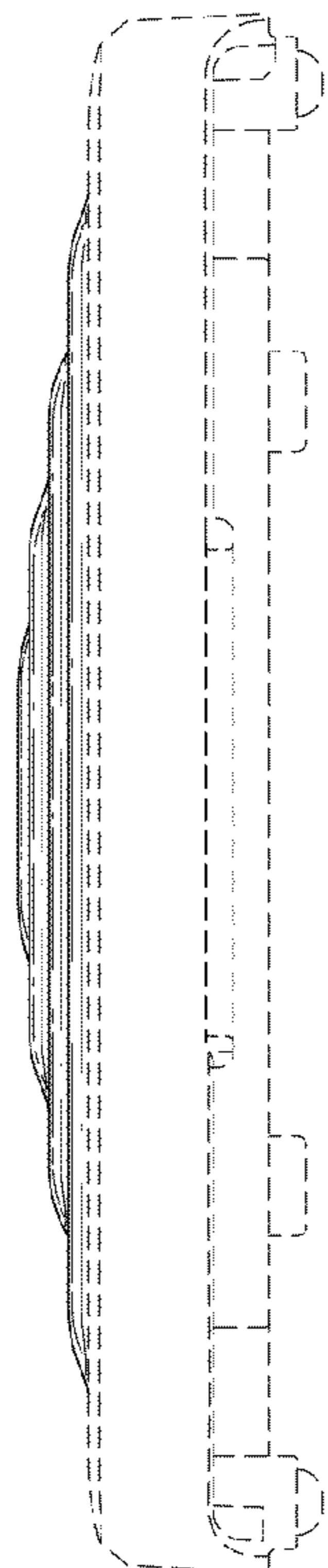


FIG. 3

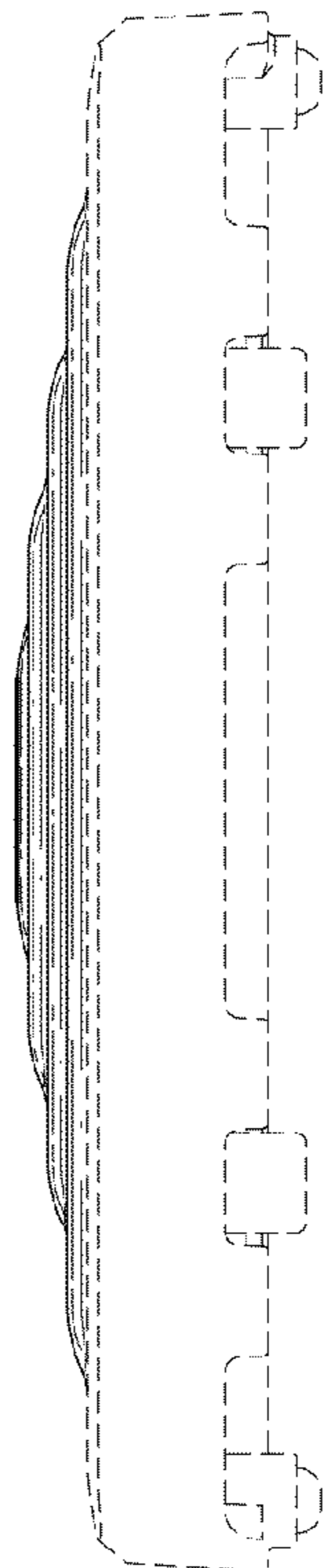


FIG. 4

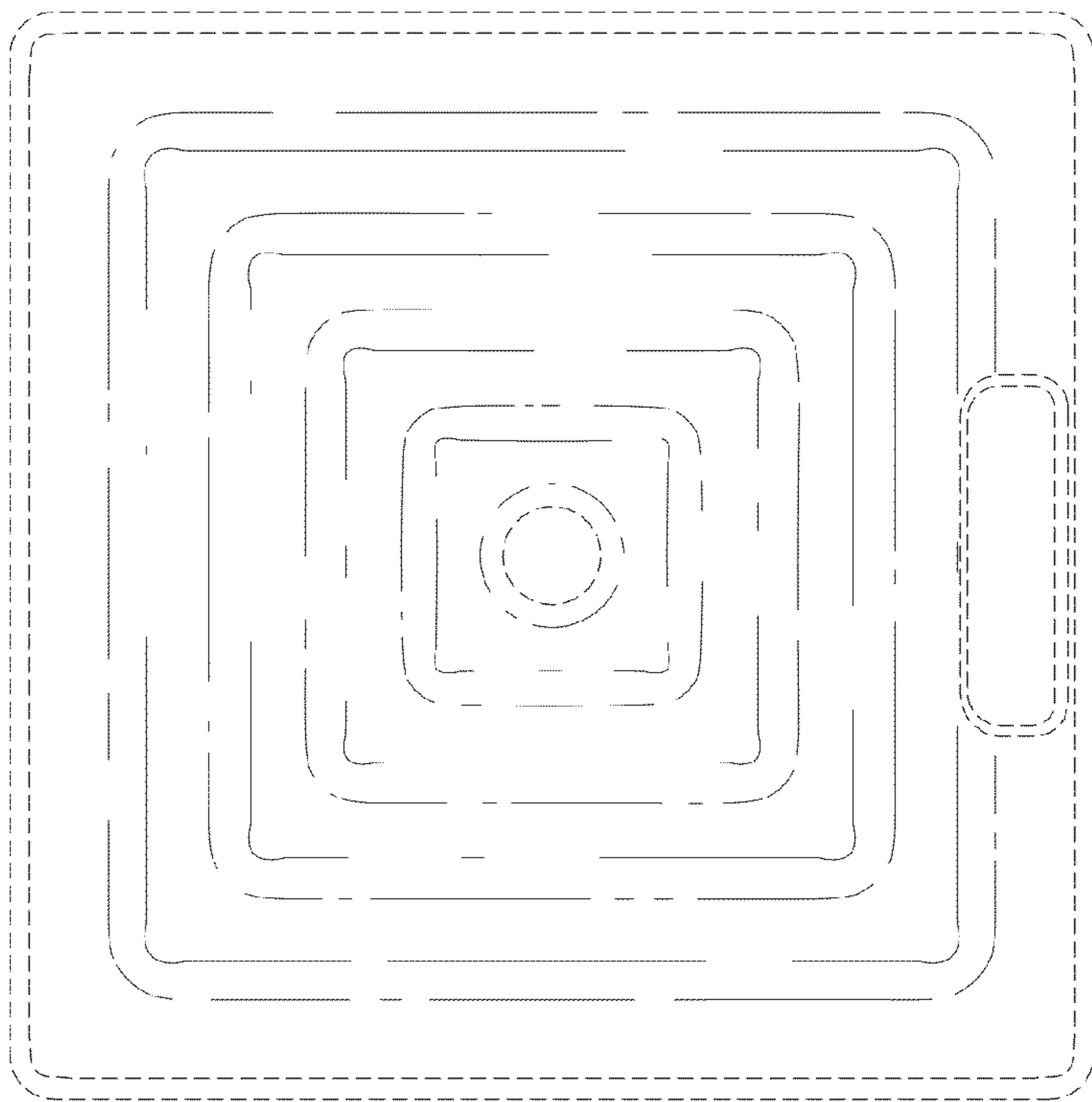


FIG. 2




FIG. 5

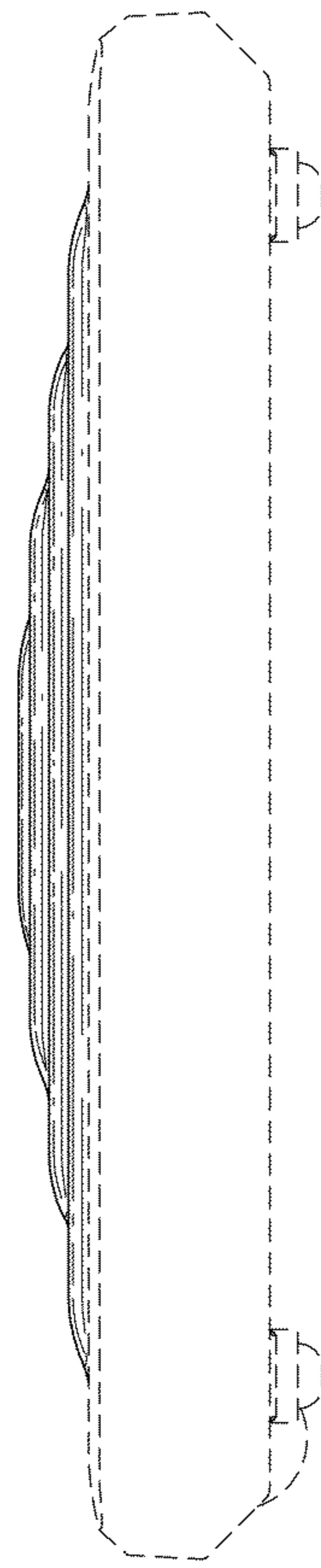


FIG. 6