



US00D724305S

(12) **United States Design Patent**
Santos

(10) **Patent No.:** **US D724,305 S**
(45) **Date of Patent:** **** Mar. 17, 2015**

(54) **FOOTWEAR**

(71) Applicant: **Crocs, Inc.**, Niwot, CO (US)

(72) Inventor: **Katherine Santos**, Lyons, CO (US)

(73) Assignee: **Crocs, Inc.**, Niwot, CO (US)

(**) Term: **14 Years**

(21) Appl. No.: **29/433,424**

(22) Filed: **Sep. 28, 2012**

(51) **LOC (10) Cl.** **02-99**

(52) **U.S. Cl.**
USPC **D2/971**

(58) **Field of Classification Search**
USPC D2/896, 916-91, 925-942, 946, 969;
36/1, 7.5-7.83, 8, 8.1, 11.5, 45-58,
36/104, 108

See application file for complete search history.

(56) **References Cited**

U.S. PATENT DOCUMENTS

D94,902 S *	3/1935	Jackson	D2/971
D102,329 S *	12/1936	Kean	D2/931
D105,595 S *	8/1937	Lipscomb	D2/935
D142,461 S *	10/1945	Wolock	D2/927
D145,731 S *	10/1946	Hickey	D2/971
D529,263 S *	10/2006	Wolf	D2/923
D535,088 S	1/2007	Seamans	
D547,935 S *	8/2007	Clark	D2/969
D554,353 S *	11/2007	Guers-Neyrud	D2/971
D571,094 S *	6/2008	Wolf	D2/971
D571,548 S *	6/2008	Seamans	D2/971

D578,298 S *	10/2008	Wolf	D2/971
D578,743 S *	10/2008	Liow	D2/896
D579,637 S *	11/2008	Liow	D2/925
D610,784 S	3/2010	Del Biondi	
D630,825 S *	1/2011	Strauss	D2/926
D667,612 S *	9/2012	Del Biondi et al.	D2/923
D668,438 S *	10/2012	Millieret	D2/939
D698,531 S *	2/2014	Lock et al.	D2/923

OTHER PUBLICATIONS

Crocs Malindi, available at www.crocs.com/crocs-malindi/10127, downloaded Nov. 4, 2013 (depicting shoe on sale in the U.S. more than one year before Sep. 28, 2012).
U.S. Appl. No. 29/433,423, filed Sep. 28, 2012.

* cited by examiner

Primary Examiner — Dominic Simone

(74) *Attorney, Agent, or Firm* — Faegre Baker Daniels LLP

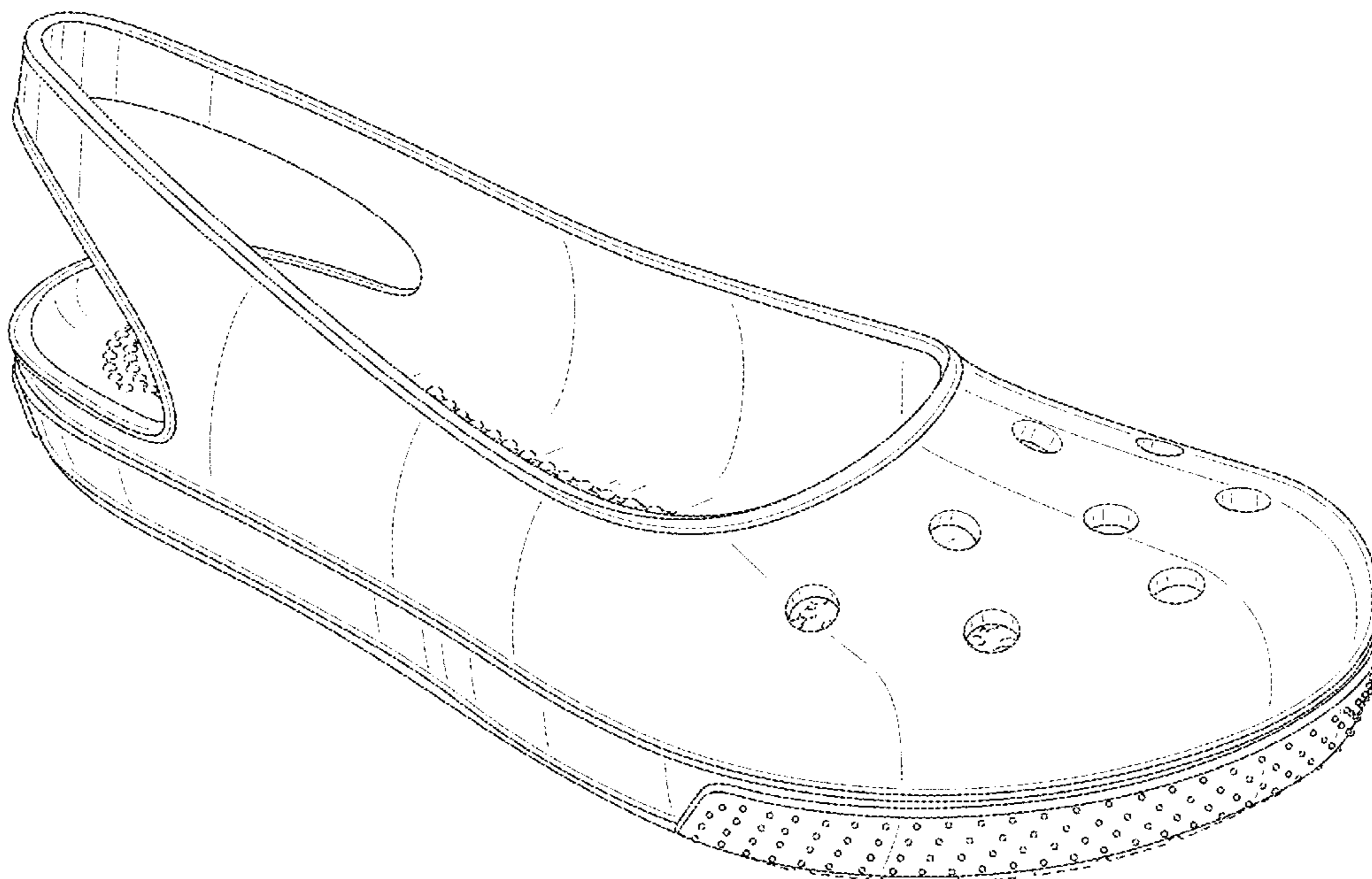
(57) **CLAIM**

The ornamental design for footwear, as shown and described.

DESCRIPTION

FIG. 1 is a front perspective view of footwear;
FIG. 2 is a front view thereof;
FIG. 3 is a back view thereof;
FIG. 4 is an inner side view thereof;
FIG. 5 is an outer side view thereof;
FIG. 6 is a top view thereof; and,
FIG. 7 is a bottom view thereof.
The portions of the design shown in broken lines are for illustrative purposes only and form no part of the claimed design.

1 Claim, 7 Drawing Sheets



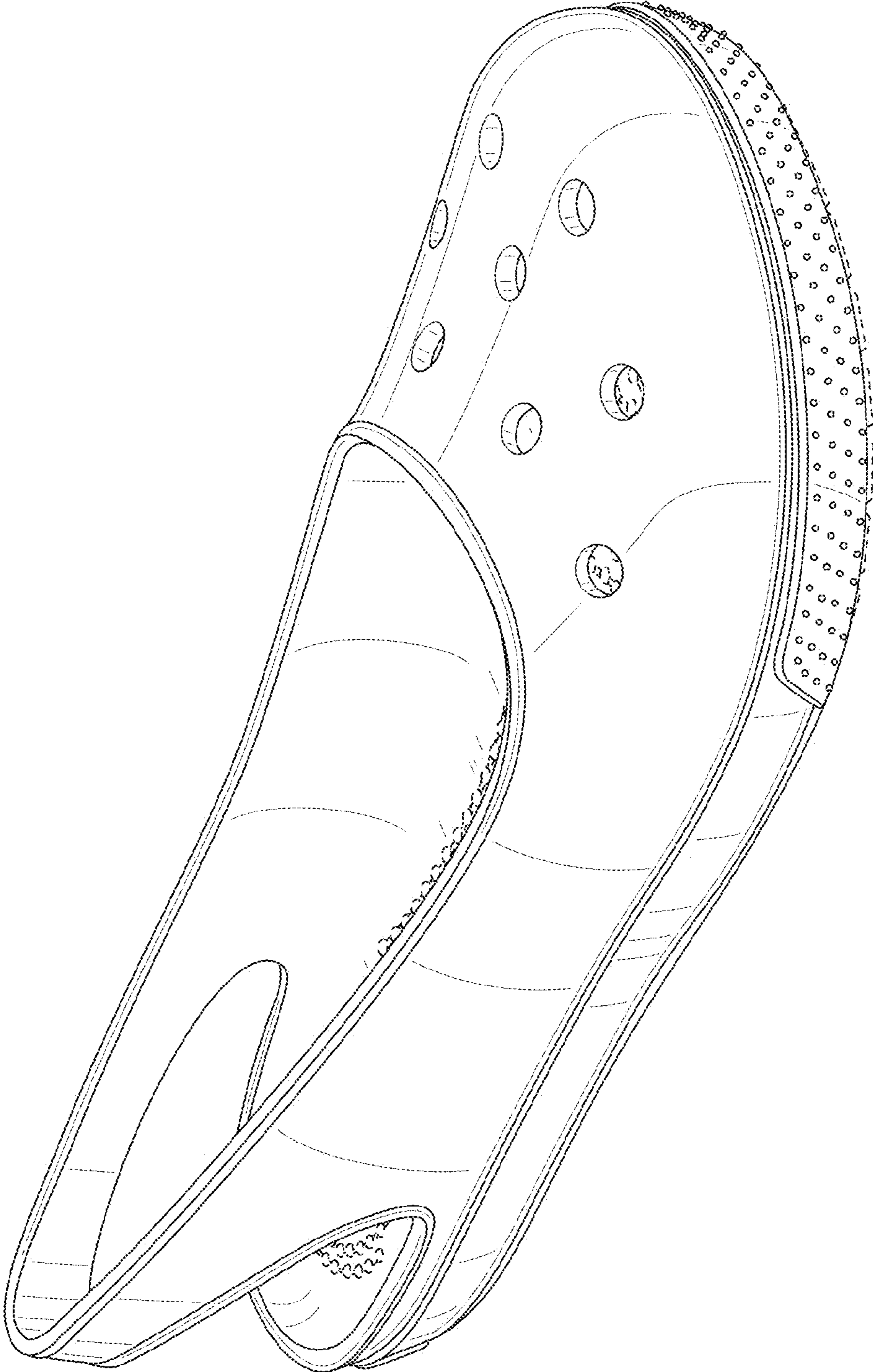


FIG. 1

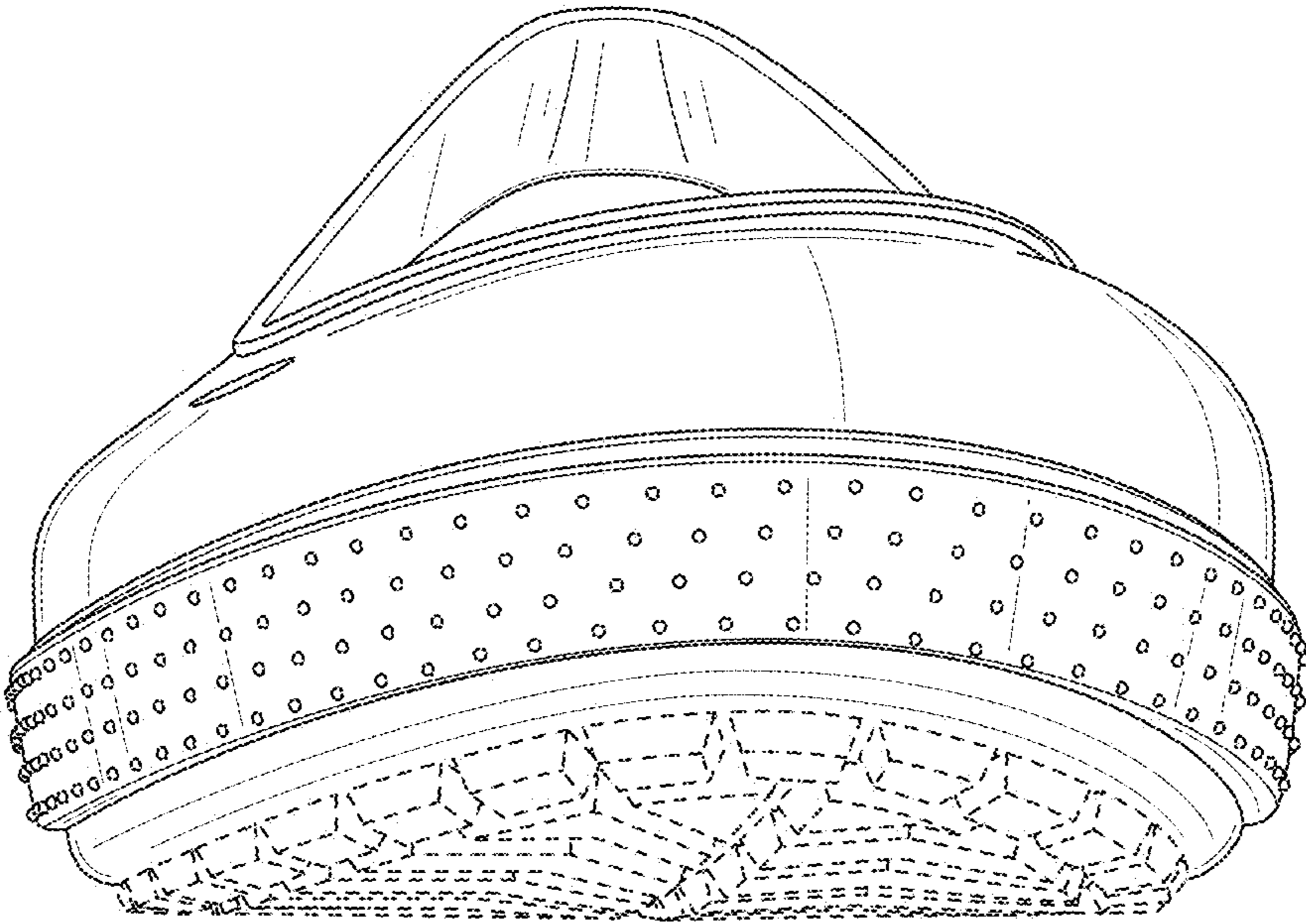


FIG. 2

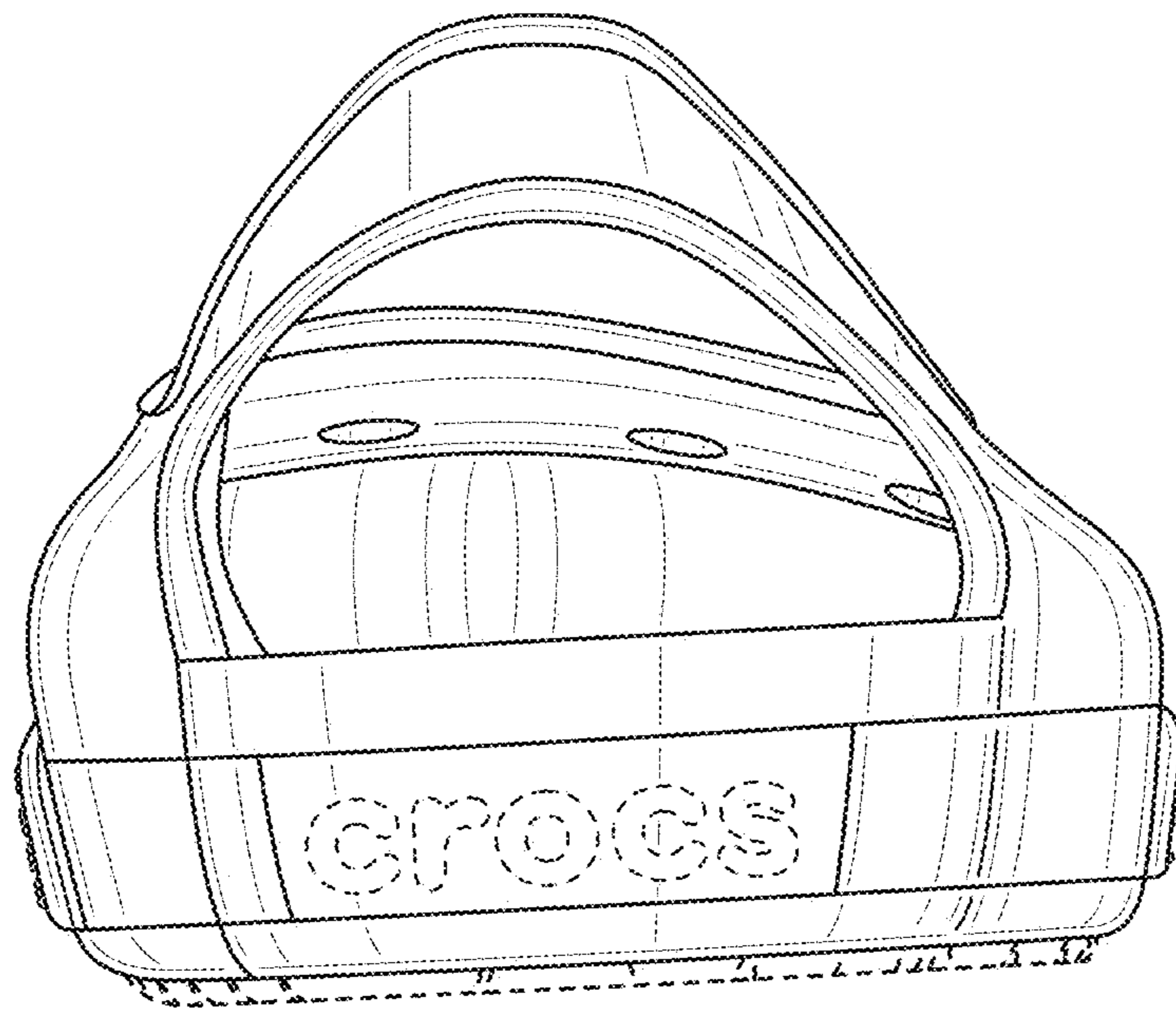


FIG. 3

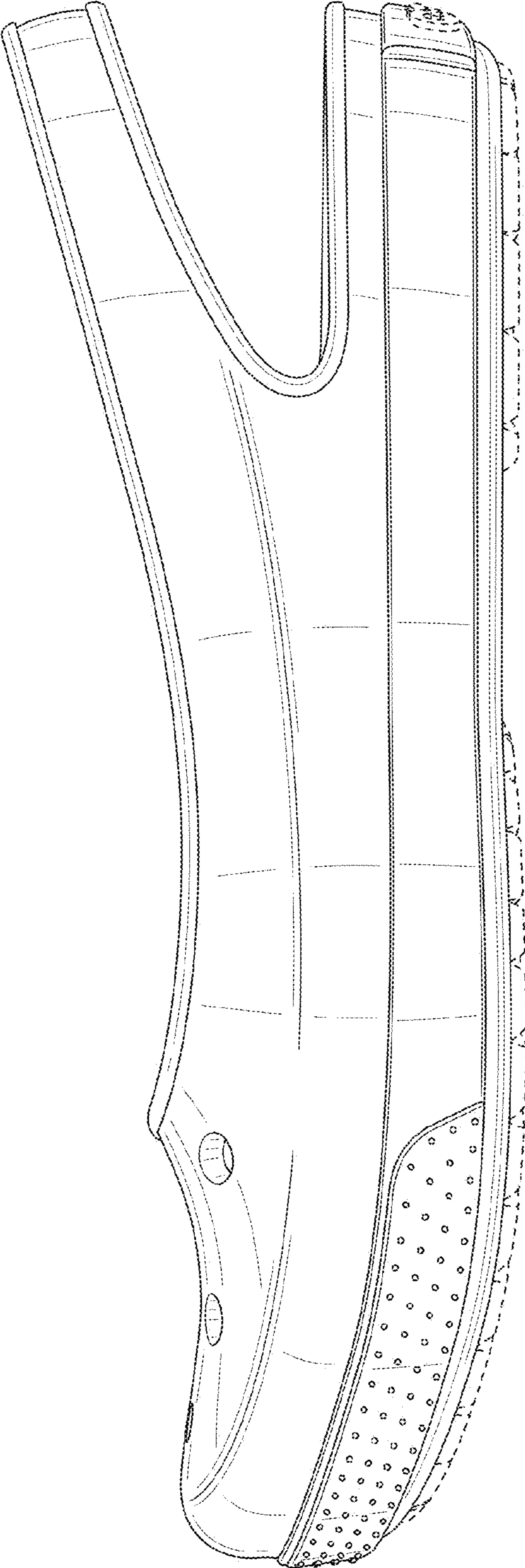


FIG. 4

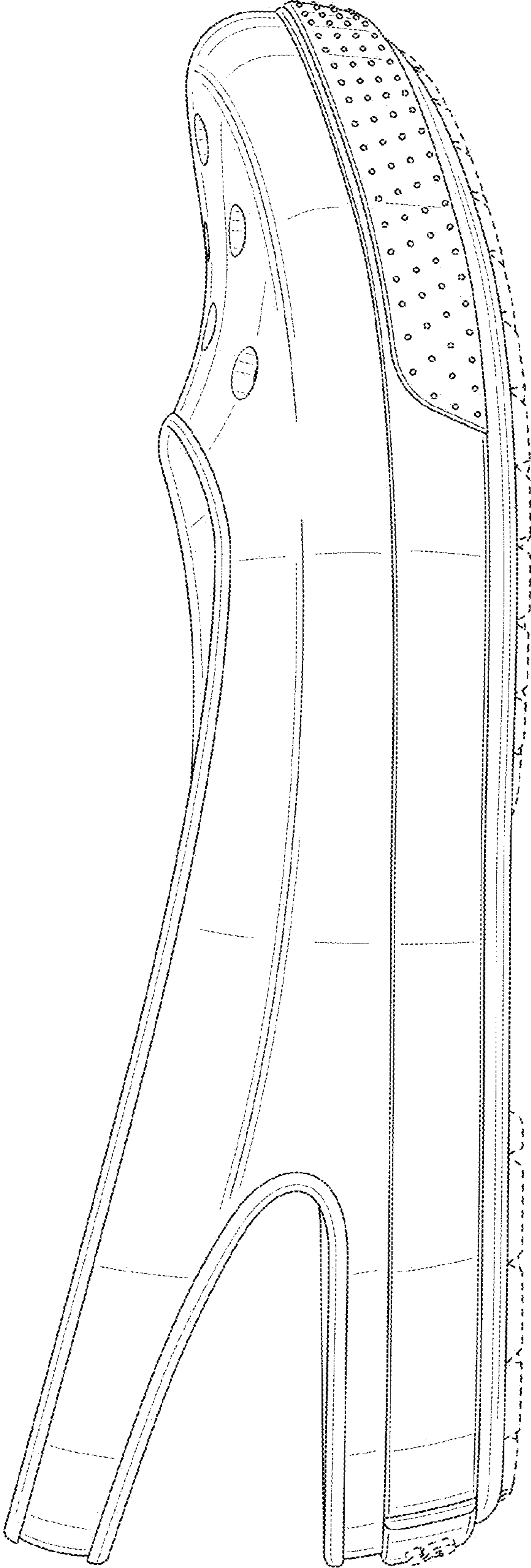


FIG. 5

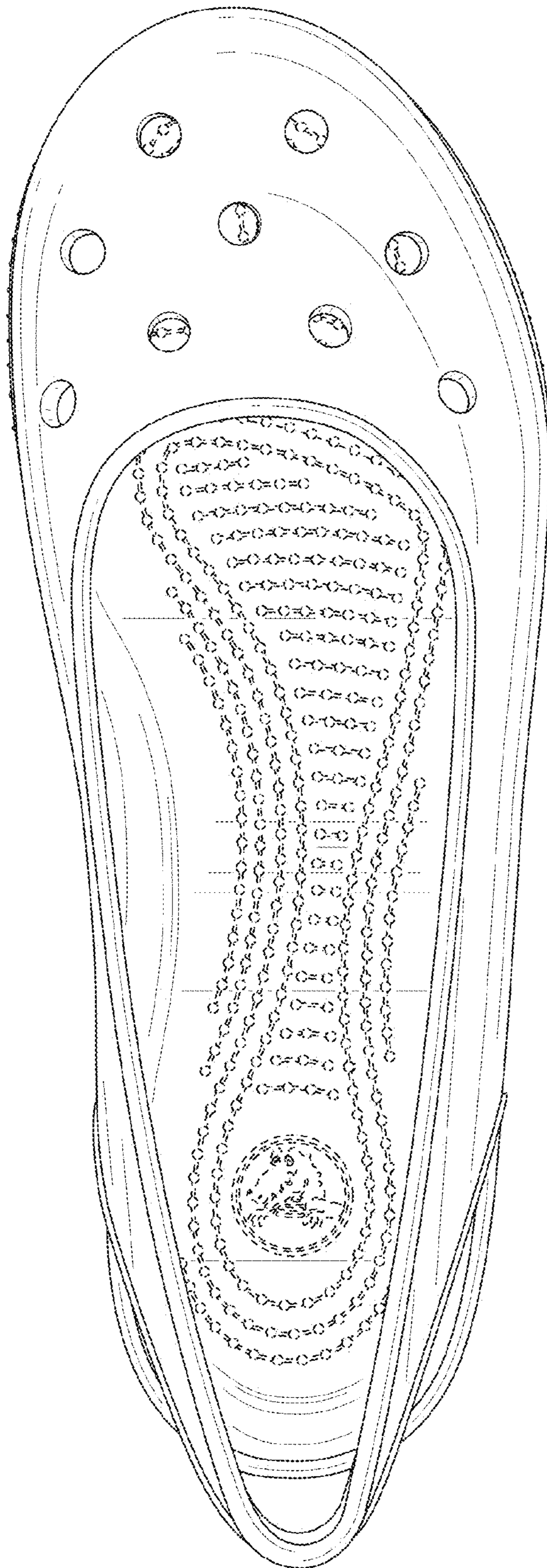


FIG. 6

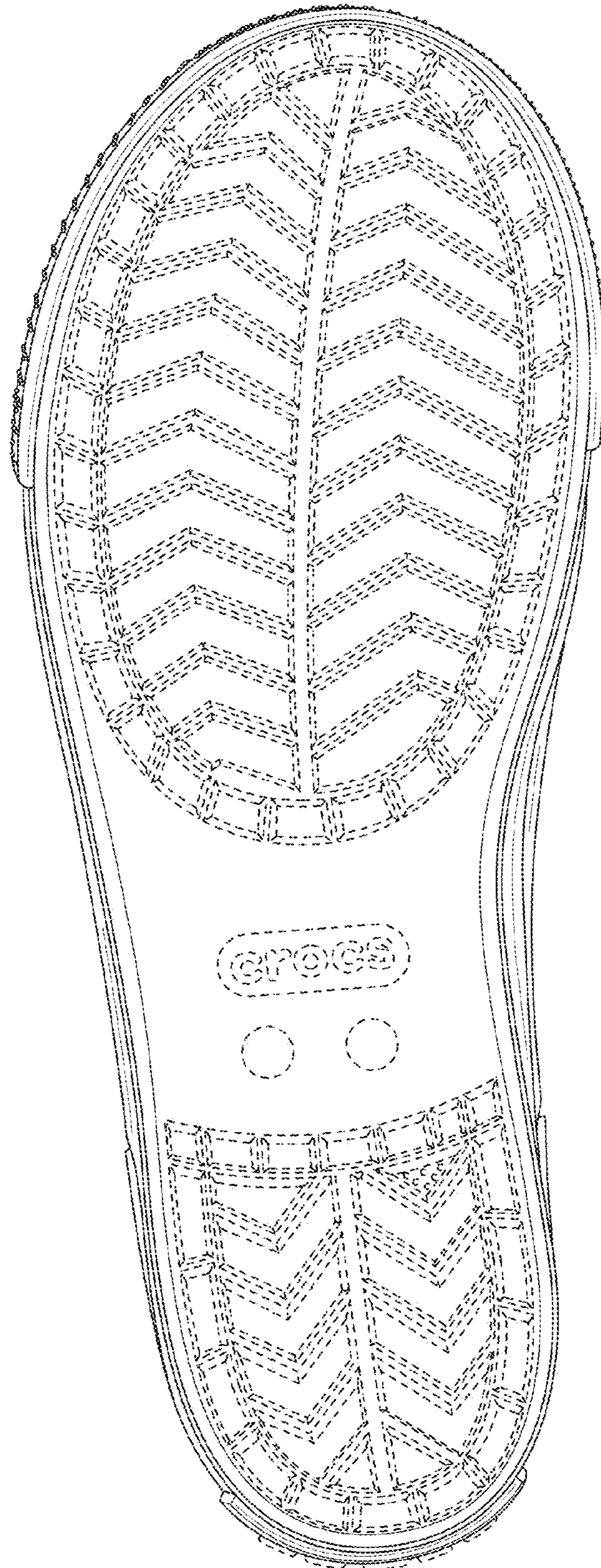


FIG. 7