



US00D724302S

(12) **United States Design Patent**  
**Hansen**

(10) **Patent No.:** **US D724,302 S**  
(45) **Date of Patent:** **\*\* Mar. 17, 2015**

(54) **SOLE**  
(71) Applicant: **ECCO Sko A/S**, Bredebro (DK)  
(72) Inventor: **Jakob Moller Hansen**, Aabenraa (DK)  
(73) Assignee: **ECCO Sko A/S**, Bredebro (DK)  
(\*\*) Term: **14 Years**  
(21) Appl. No.: **29/457,931**  
(22) Filed: **Jun. 14, 2013**

(30) **Foreign Application Priority Data**  
Dec. 18, 2012 (EM) ..... 002155382-0018  
(51) **LOC (10) Cl.** ..... **02-04**  
(52) **U.S. Cl.**  
USPC ..... **D2/960**; D2/951; D2/954; D2/953;  
D2/959  
(58) **Field of Classification Search**  
USPC ..... D2/902, 906, 908, 916, 918, 925,  
D2/946-962, 977; 36/3 B, 22 R, 24.5, 25 R,  
36/28, 32 R, 34 R, 59 C, 67 A, 103  
See application file for complete search history.

(56) **References Cited**  
U.S. PATENT DOCUMENTS  
D69,440 S \* 2/1926 Church ..... D2/954  
D240,472 S \* 7/1976 Sironi ..... D2/954

4,471,538 A \* 9/1984 Pomeranz et al. .... 36/28  
D363,371 S \* 10/1995 Werman ..... D2/957  
D363,815 S \* 11/1995 Lucarelli ..... D2/960  
D394,142 S \* 5/1998 Merceron ..... D2/960  
D421,832 S \* 3/2000 Loveder ..... D2/957  
D439,729 S \* 4/2001 Mastroianni et al. .... D2/908  
D490,221 S \* 5/2004 Edauw ..... D2/908  
D593,291 S \* 6/2009 Chen ..... D2/953  
D604,932 S \* 12/2009 Le ..... D2/957  
D627,144 S \* 11/2010 Bettencourt ..... D2/951  
D677,042 S \* 3/2013 Luthi et al. .... D2/960  
8,656,613 B2 \* 2/2014 Stockbridge et al. .... 36/102  
2011/0197469 A1 \* 8/2011 Nishiwaki et al. .... 36/28  
2013/0118037 A1 \* 5/2013 Bathum et al. .... 36/103


\* cited by examiner

*Primary Examiner* — T. Chase Nelson  
(74) *Attorney, Agent, or Firm* — McCormick, Paulding & Huber LLP

(57) **CLAIM**  
The ornamental design for a sole, substantially as shown.

**DESCRIPTION**  
FIG. 1 is a rear, top, left-hand side perspective view of a sole comprising a new, original and ornamental design;  
FIG. 2 is a top view thereof;  
FIG. 3 is a right-hand side view thereof;  
FIG. 4 is a left-hand side view thereof,  
FIG. 5 is a rear view thereof,  
FIG. 6 is a bottom view thereof; and,  
FIG. 7 is a front view thereof.

**1 Claim, 5 Drawing Sheets**



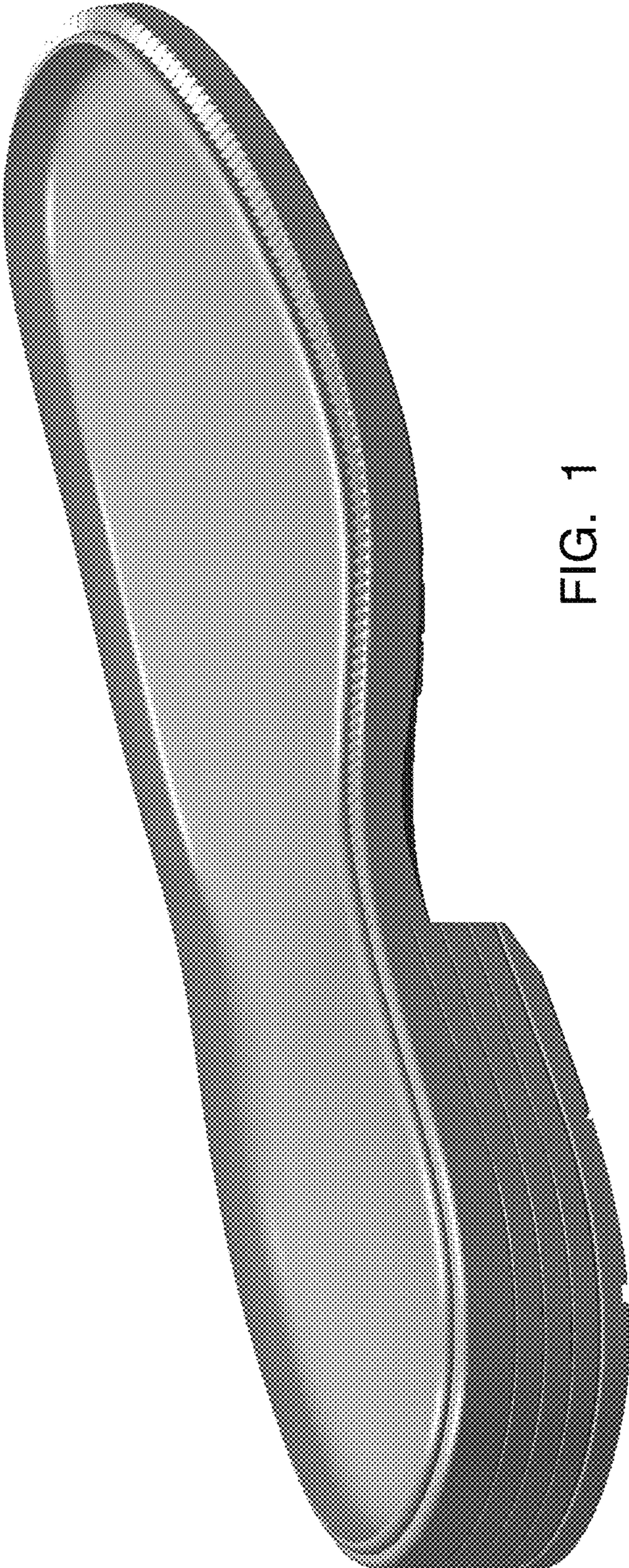


FIG. 1




FIG. 2




FIG. 3




FIG. 4




FIG. 5




FIG. 7




FIG. 6