



US00D724297S

(12) **United States Design Patent**
Oliver

(10) **Patent No.:** **US D724,297 S**
(45) **Date of Patent:** **** Mar. 17, 2015**

- (54) **SHOE OUTSOLE**
- (71) Applicant: **Honeywell International, Inc.**,
Morristown, NJ (US)
- (72) Inventor: **Andrew Wilson Oliver**, Victoria (AU)
- (73) Assignee: **Honeywell International Inc.**,
Morristown, NJ (US)
- (**) Term: **14 Years**
- (21) Appl. No.: **29/441,371**
- (22) Filed: **Jan. 4, 2013**
- (51) **LOC (10) Cl.** **02-04**
- (52) **U.S. Cl.**
USPC **D2/957**; D2/951; D2/953; D2/960
- (58) **Field of Classification Search**
USPC D2/902, 906, 908, 916, 918, 925,
D2/946-962, 977; 36/3 B, 22 R, 24.5, 25 R,
36/28, 32 R, 34 R, 59 C, 67 A, 103
See application file for complete search history.

D602,683	S	*	10/2009	Roundhouse	D2/957
D604,488	S	*	11/2009	Amphyon	D2/953
D607,192	S	*	1/2010	McClaskie	D2/959
7,762,008	B1	*	7/2010	Clark et al.	36/3 B
D632,879	S	*	2/2011	Merkazy et al.	D2/953
D634,923	S	*	3/2011	Lacey	D2/960
8,082,684	B2	*	12/2011	Munns	36/25 R
D657,542	S	*	4/2012	Duan	D2/960
D657,941	S	*	4/2012	Bramani et al.	D2/902
D662,292	S	*	6/2012	Meynard	D2/923
D662,701	S	*	7/2012	Raysse	D2/957
D697,296	S	*	1/2014	Loyley	D2/953
2008/0229617	A1	*	9/2008	Johnson et al.	36/102
2009/0083994	A1	*	4/2009	Luedecke et al.	36/8.1
2010/0180474	A1	*	7/2010	Clark et al.	36/3 B

* cited by examiner

Primary Examiner — T. Chase Nelson

(74) *Attorney, Agent, or Firm* — Thompson Patent Law;
Craig Thompson

(57) **CLAIM**

The ornamental design for a shoe outsole, as shown and described.

DESCRIPTION

FIG. 1 is an front perspective view of a shoe outsole showing the new design;

FIG. 2 is a plan view of the shoe outsole of FIG. 1;

FIG. 3 is a front view of the shoe outsole of FIG. 1; and,

FIG. 4 is a rear view of the shoe outsole of FIG. 1.

FIG. 5 is a left side view of the shoe outsole of FIG. 1; and,

FIG. 6 is a right side view of the shoe outsole of FIG. 1.

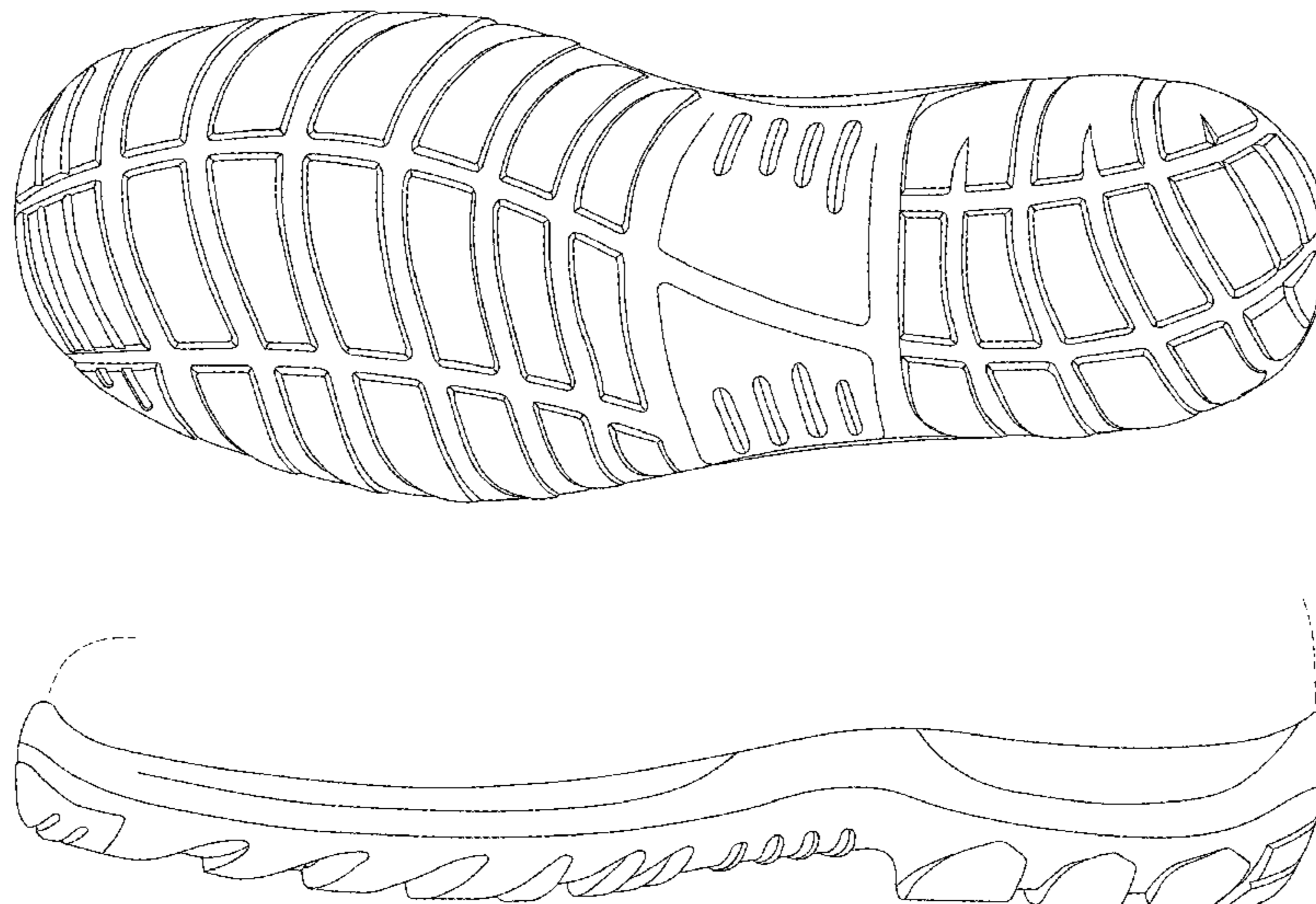
The broken lines shown in the drawings illustrate environmental structure associated with the shoe outsole in a condition of use. The broken lines and structures they depict form no part of the claimed design.

1 Claim, 3 Drawing Sheets

(56) **References Cited**

U.S. PATENT DOCUMENTS

D286,342	S	*	10/1986	Stubblefield	D2/957
D287,661	S	*	1/1987	Tonkel	D2/957
D288,027	S	*	2/1987	Tonkel	D2/957
D543,340	S	*	5/2007	Favreau et al.	D2/960
D553,334	S	*	10/2007	Belley et al.	D2/955
D553,835	S	*	10/2007	McClaskie	D2/959
D561,440	S	*	2/2008	Andersen et al.	D2/957
D571,087	S	*	6/2008	Dillenbeck et al.	D2/953
D574,130	S	*	8/2008	Le	D2/956
D586,991	S	*	2/2009	Fuerst	D2/957
D594,195	S	*	6/2009	Nakano	D2/957
D597,295	S	*	8/2009	Duffy	D2/977
D601,334	S	*	10/2009	Werman	D2/959



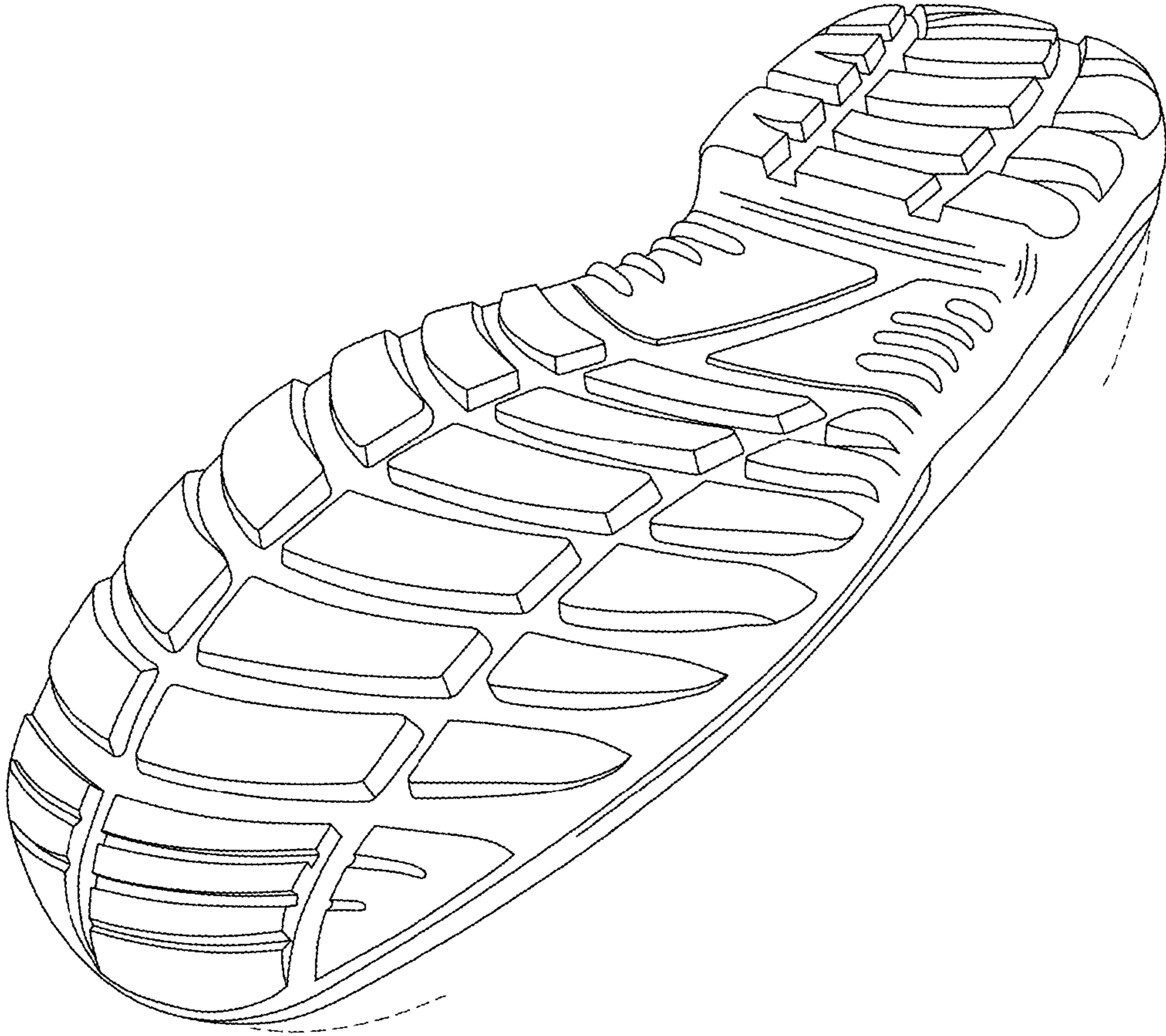


FIG. 1

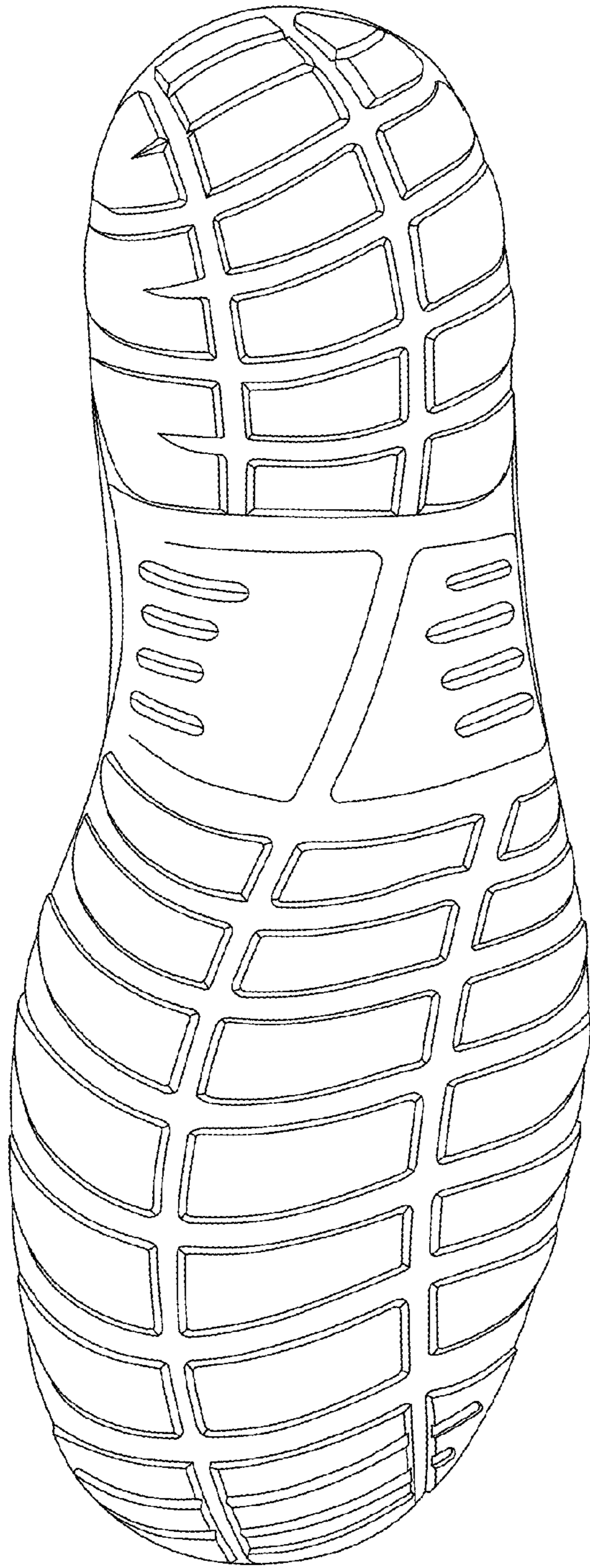


FIG. 2

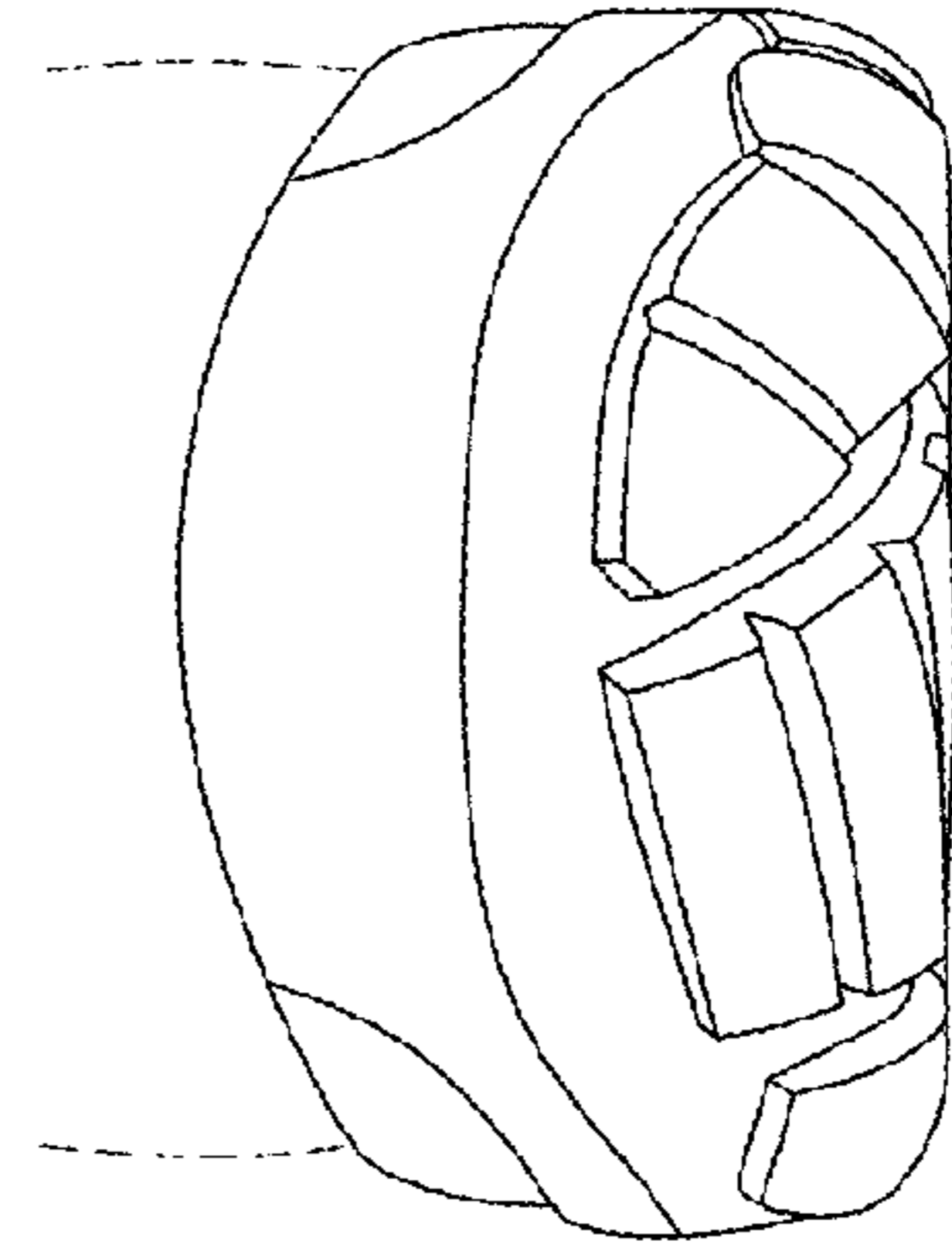


FIG. 4

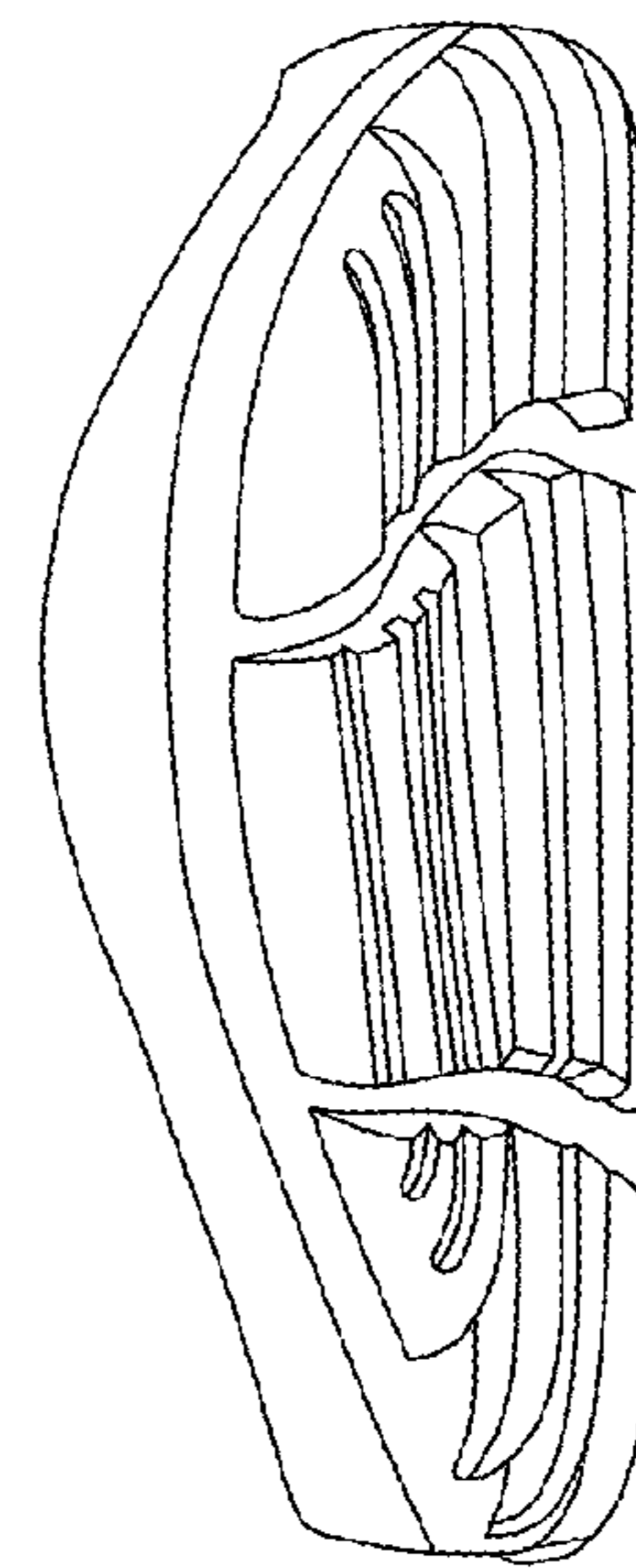


FIG. 3

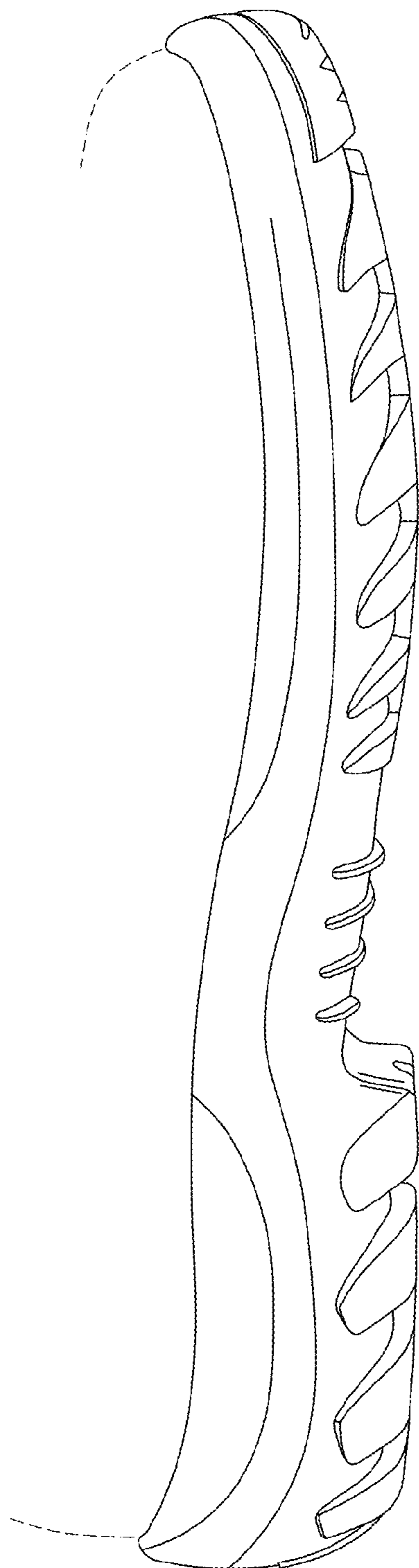


FIG. 5




FIG. 6